
















- Notes**
1. THE CONTRACTOR SHALL BE AWARE OF THEIR RESPONSIBILITIES WITH REGARD TO THE CONSTRUCTION (DESIGN AND MANAGEMENT) REGULATIONS AND SHALL UNDERTAKE THE DESIGN AND SUBSEQUENT INSTALLATION OF THESE SERVICES HAVING TAKEN DUE CONSIDERATION OF THESE REGULATIONS.
  2. IN CONJUNCTION WITH THE INFORMATION DETAILED UPON THIS DRAWING THE CONTRACTOR SHALL FAMILIARISE THEMSELVES WITH ALL RELATED SERVICES AND TRADE DRAWINGS, SPECIFICATIONS AND SCHEDULES, ETC. ASSOCIATED WITH THESE WORKS. THIS SHALL INCLUDE, BUT NOT LIMITED TO, THE ELECTRICAL, MECHANICAL, PUBLIC HEALTH, ARCHITECTURAL AND STRUCTURAL WORKS.
  3. THE CONTRACTOR SHALL FULLY COORDINATE ALL SERVICES USING THE COORDINATION AND INSTALLATION (WORKING) DRAWING PROCESS. THE CONTRACTOR SHALL COORDINATE WITH OTHER TRADES AND DISCIPLINES AND GENERAL COORDINATION WITH THE BUILDING FABRIC, STRUCTURE, ARCHITECTURAL FINISHES AND SPECIALIST TRADES.
  4. INFORMATION AND DETAILS RELATING TO THIS DRAWING ARE FOR INFORMATION PURPOSES ONLY AND DO NOT CONSTITUTE THE EXTENT OF THE DESIGN INFORMATION OR ANY PART THEREOF. SIZES, DUTIES, RATINGS ETC. OF ANY PLANT OR EQUIPMENT DETAILED UPON THESE DRAWINGS ARE FOR GUIDANCE PURPOSES ONLY AND SHOULD BE CONFIRMED BY THE DESIGN AND BUILD CONTRACTOR.
  5. THIS DRAWING IS NOT FOR CONSTRUCTION.
  6. ALL DEVICES TO BE LEFT WITH 3m OF CABLE COILED UP TO ALLOW FOR RELOCATION OF DEVICE.

- LEGEND**
-  FIRE ALARM LOCKABLE SWITCH AS PER ELECTRICAL DRAWINGS
  -  WEATHERPROOF
  -  FIRE ALARM BREAK GLASS UNIT
  -  SMOKE DETECTOR WITH INTEGRAL SOUNDER
  -  SMOKE DETECTOR WITH INTEGRAL SOUNDER & FLASHING BEACON
  -  REMOTE INDICATOR
  -  FIRE ALARM PANEL
  -  INTERFACE UNIT
  -  SECURITY UNIT
  -  AHU'S
  -  BMS
  -  KOKO SOCIAL
  -  MEDIA/AV
  -  IT
  -  FIRE ALARM BELL

Rev.	Date	Description
1	31.12.2001	Details

Drawing Status: **STAGE 3**

Consulting Engineers Building Services  
 SVM  
 Berkhamsted 01442 869369

Architect:  
**Archer Humphryes Architects**

Structural Engineer:  
**Heyne Tillett Steel**

Quantity Surveyor:  
**Gardiner & Theobald LLP**

Project Name:  
**Koko Camden Palace**

Client:  
**The Mint Group**

Drawing Title:  
**Basement Fire Alarm Layout**

Scale	Date	Orig. By	Drawn By	Checked
1:50@A0	AUG 2020	KD	AL	CB

Drawing Number: **3100.E3.110**      Revision: **1**