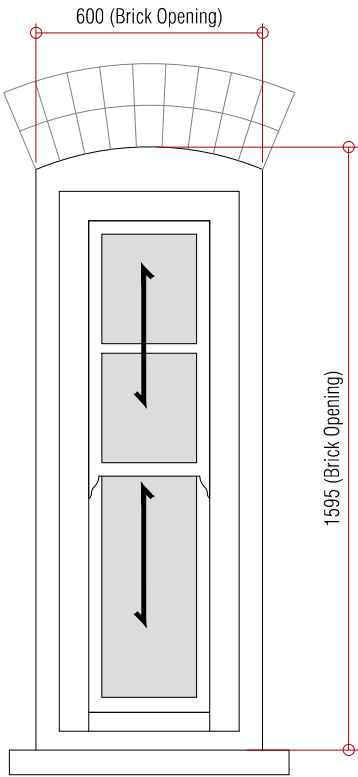
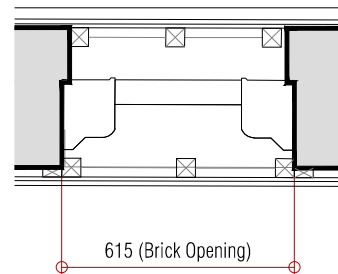
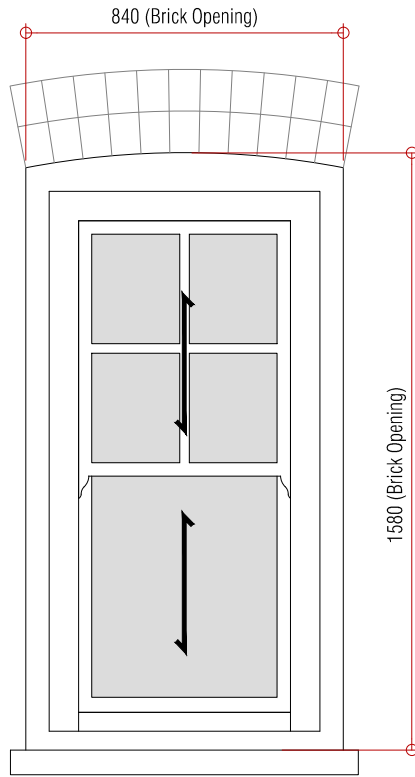
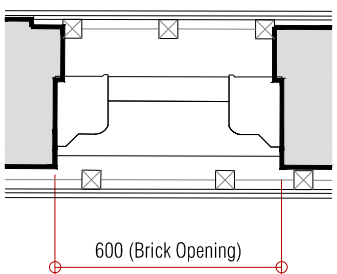


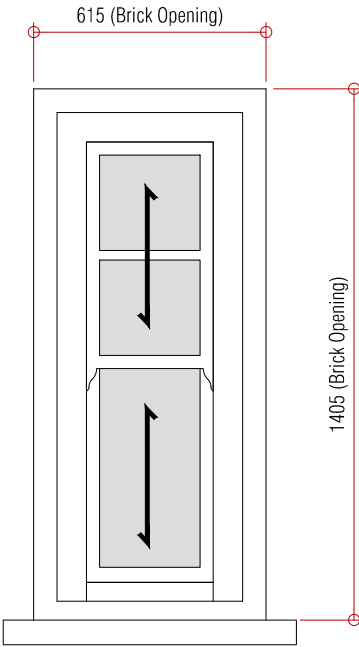
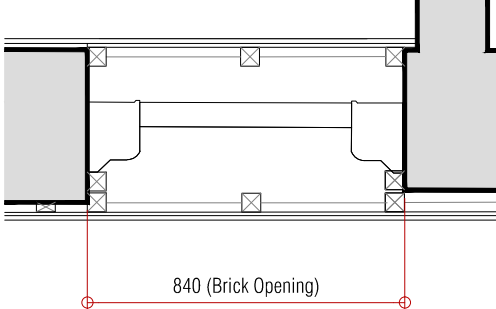
WG-04



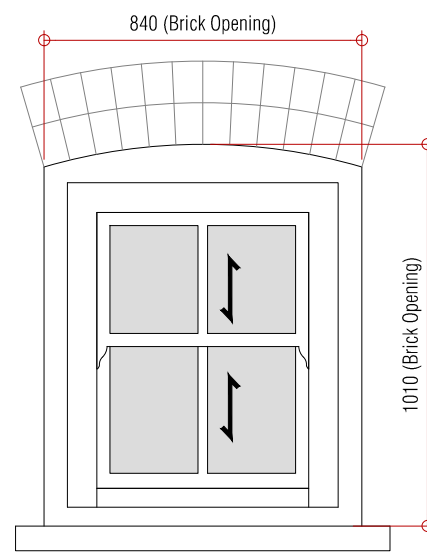
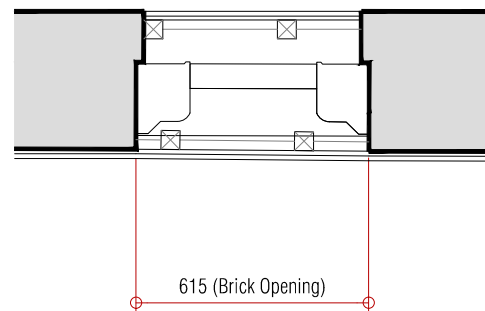
WG-05



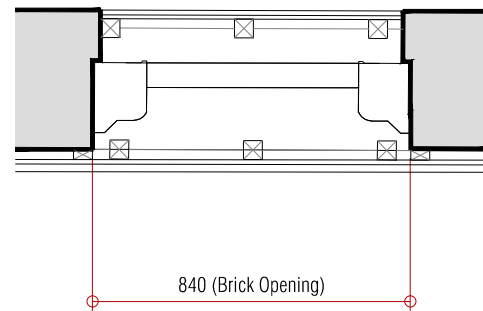
WG-06



W1-09



W1-10



General Notes for Blocked windows:

- Internal Window Treatment: Window opening to be framed out with softwood timber packer to extents of existing frame offset by 15mm to allow for material infill to extents, which should be installed as per existing wall condition. Allowance to be made for 3-5mm skim coat and making good of plaster surround.
- External Window Treatment: External wall finish to be lined with 25x50mm treated softwood timber battens at 400mm centres, installed to present level finished internal surface, finished with 15mm moisture resistant plasterboard.
- Infill Treatment: Existing windows to be kept in-situ. No fixing to existing frames permitted.

SCALE - 1:20



Rev:	Comments:	By:	Date:
A	WG-05 Removed	MSIL	27-03-2020
B	WG-05 and WG-09 added. Windows to be blocked out instead of removals.	RM	08-09-2020

Do not scale this drawing. All dimensions must be checked on site. All rights reserved. No reproduction in any material form is permitted without consent.

PLANNING

Client:
-
Project Title:
24 Heath Drive, London. NW3 7SB
Drawing Title:
Proposed
Window Schedule - Blocked Windows

Scale: 1:20@A1
Date: JAN 18
Drawn: ST
Checked: HV

Studio
28 Scrutton Street
London
UK
EC2A 4RP
T: +44(0) 20 7247 2462
E: enquiries@kyson.co.uk
W: www.kyson.co.uk

Project No.: 508-16
Drawing No.: 6104
Revision: B

kyson