

SECTION A-A
SCALE 1:100

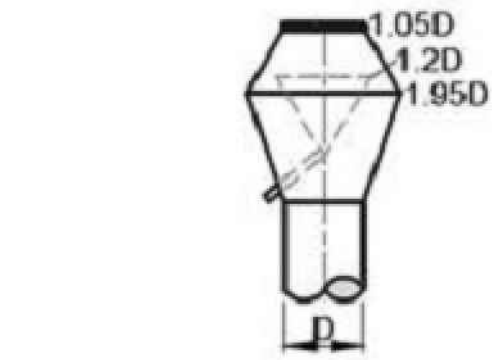
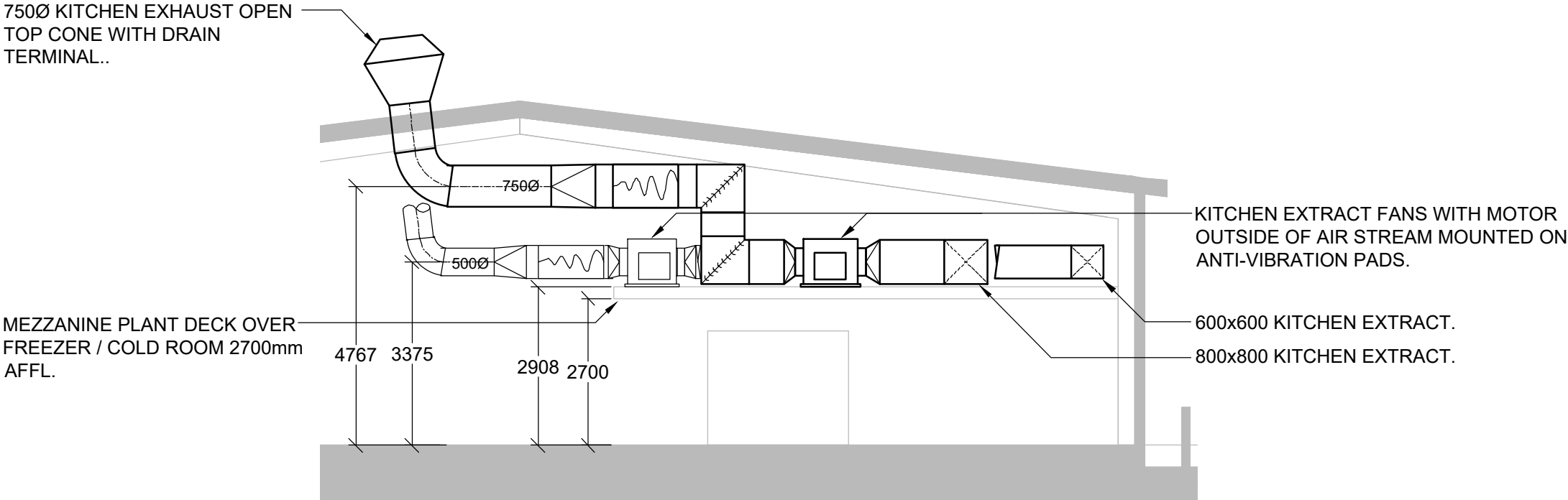


FIG 12e - OPEN TOP
CONE AND DRAIN

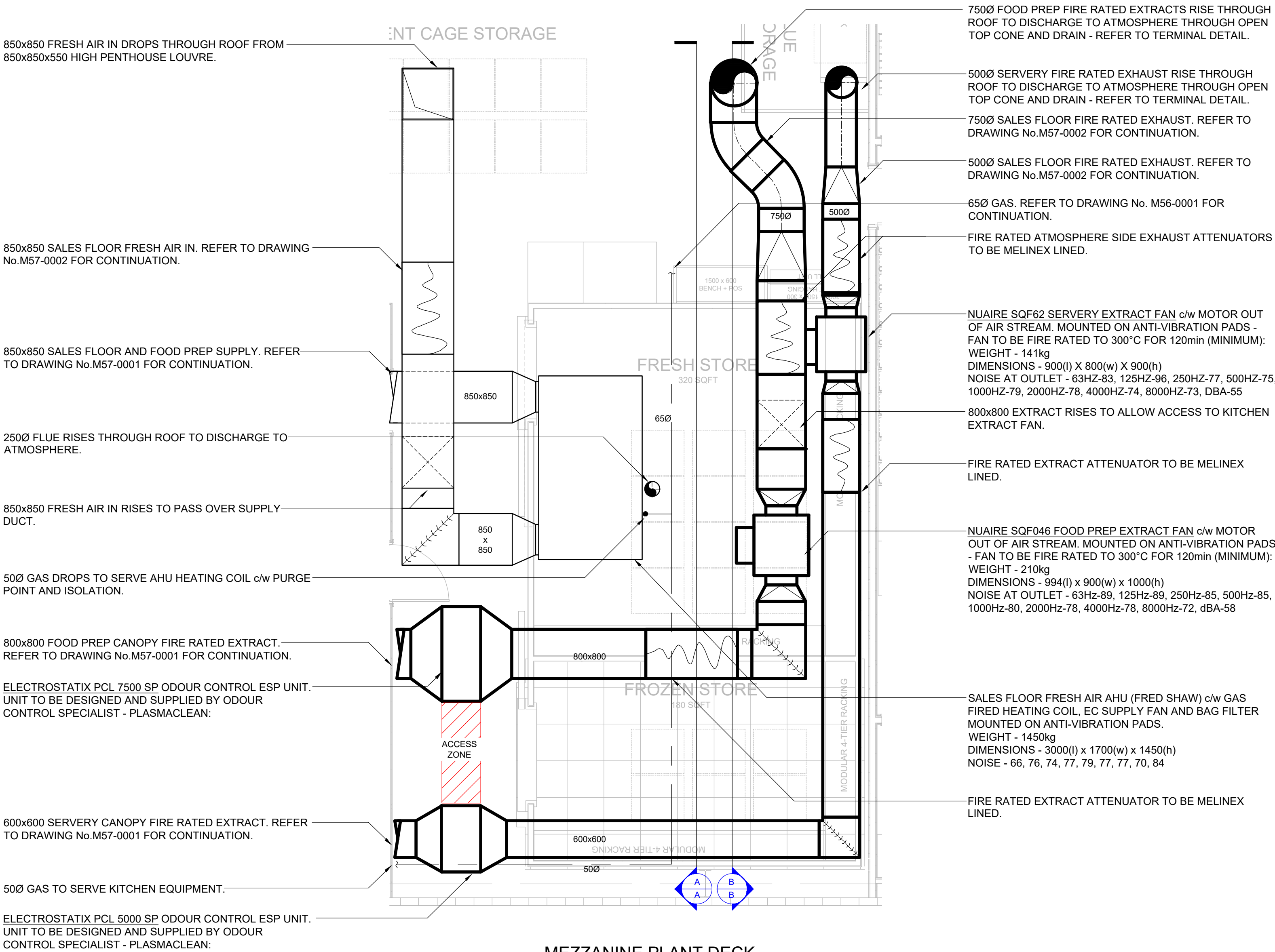
KITCHEN EXHAUST TERMINAL -
TYPICAL

BUILDING SERVICE PERFORMANCE SPECIFICATION - PART L2A
SBEM REQUIREMENTS

- MECHANICAL SERVICES:
- SALES FLOOR AHU SPECIFIC FAN POWER TO BE NO GREATER THAN 1.0W/L/S.
 - SERVERY EXTRACT FAN SPECIFIC FAN POWER TO BE NO GREATER THAN 1.0W/L/S.
 - FOOD PREP EXTRACT FAN SPECIFIC FAN POWER TO BE NO GREATER THAN 1.0W/L/S.
 - SALES FLOOR EXTRACT FAN SPECIFIC FAN POWER TO BE NO GREATER THAN 0.5W/L/S.
 - BOH ADMIN / STAFF AREA MECHANICAL VENTILATION WITH HEAT RECOVERY UNIT SPECIFIC FAN POWER TO BE NO GREATER THAN 1.5W/L/S
 - BOH ADMIN / STAFF AREA MECHANICAL VENTILATION WITH HEAT RECOVERY UNIT TO HAVE BY-PASS CAPABILITIES.
 - BOH ADMIN / STAFF AREA MECHANICAL VENTILATION WITH HEAT RECOVERY UNIT EFFICIENCY TO BE NO LESS THAN 75%.
 - SALES FLOOR VRF EFFICIENCIES TO BE: SEER - 6.40, SCOP - 4.30
 - GENERAL OFFICE DX AC EFFICIENCIES TO BE: SEER - 8.65, SCOP - 5.10
 - CANTEN DX AC EFFICIENCIES TO BE: SEER - 6.38, SCOP - 4.10
 - TRAINING ROOM DX AC EFFICIENCIES TO BE: SEER - 6.17, SCOP - 4.24
- ELECTRICAL SERVICES:
- SALES FLOOR LIGHTING PERFORMANCE - 115lm/W
 - GENERAL LIGHTING, 100lm/W DISPLAY LIGHTING
 - ALL OTHER LIGHTING 100lm/W
 - PIR LIGHTING CONTROLS TO ALL STAFF / ADMIN AREAS.
- HODKINSON CONSULTANCY SBEM BRUKL REPORT TO BE CONSULTED FOR ADDITIONAL MINIMUM PERFORMANCE REQUIREMENTS. THIS MUST BE FOLLOWED TO ENSURE PART L2A COMPLIANCE IS ACHIEVED AND PLANNING CARBON REDUCTION REQUIREMENTS MET.



SECTION B-B
SCALE 1:100



MEZZANINE PLANT DECK
SCALE 1:50

GENERAL NOTES

1. THIS DRAWING SHALL BE READ IN CONJUNCTION WITH ALL ASSOCIATED SERVICES DRAWINGS, ARCHITECTS AND STRUCTURAL DRAWINGS TOGETHER WITH THE SCHEMATIC DRAWINGS AND ALL MECHANICAL, ELECTRICAL AND OTHER RELEVANT SPECIFICATIONS.
2. ALL SERVICES INSTALLATIONS SHALL BE CO-ORDINATED AND FULLY INTEGRATED WITH THE MECHANICAL AND ELECTRICAL SERVICES, ARCHITECTURAL FEATURES, SPECIALIST PLANT AND STRUCTURAL ELEMENTS.
3. THE SERVICES CONTRACTORS SHALL FAMILIARISE THEMSELVES WITH THE MECHANICAL AND ELECTRICAL SERVICES, ARCHITECTURAL FEATURES, SPECIALIST PLANT AND STRUCTURAL ELEMENTS.
4. THE INSTALLING SUB-CONTRACTOR SHALL ISSUE FULL 'WORKING DRAWINGS' IN LINE WITH THE SPECIFICATION PROVIDED. THE 'WORKING DRAWINGS' SHALL BE ISSUED TO ALL DESIGN TEAM MEMBERS FOR THEIR COMMENT PRIOR TO INSTALLATION. THE INSTALLATION AND CO-ORDINATION OF SERVICES WITH OTHER SERVICES, THIRD PARTY SUPPLIERS AND THE BUILDING FABRIC IS THE RESPONSIBILITY OF THE INSTALLING SUB-CONTRACTOR.



SAFETY, HEALTH &
ENVIRONMENTAL INFORMATION

This drawing is the property of DDA Ltd Consultant Engineers. It must not be reproduced in whole or in part, nor the design used without prior written consent. This drawing and associated documents are strictly private and confidential and should not be discussed with anyone other than members of the design team. Do not scale from this drawing.

It is assumed that all works associated with this drawing will be carried out by competent operatives working, where appropriate, to an approved method.

NOTES

- STEEL DUCTWORK
- FIRE RATED DUCTWORK

FOR PLANNING

B	11-09-20	1. ODOUR CONTROL ADDED	AP
		2. AHU RECONFIGURED.	
		3. MODEL REFERENCE NUMBERS ADDED TO EXTRACT FANS.	
A	09-06-20	1. XREF UPDATED TO LATEST LAYOUT	AP
		2. DUCTWORKS RESIZED TO ACCOMMODATE NEW KITCHEN REQUIREMENTS	
		3. EXTRACT TERMINAL DETAILS ADDED AND UPDATED.	
Rev	Date	Description	Eng



Dave Dickinson & Associates Ltd.
R&M Business Centre,
Sandbeds Trading Estate
Gawbury Road, Covent
West Yorkshire WF5 9ND
T 01924 265757
F 01924 275117
E info@ddatd.co.uk
W www.ddatd.co.uk

Client



Project
**MORRISONS
CAMDEN TEMPORARY STORE**

Drawing Title
**MEZZANINE
PLANT DECK
LAYOUT**

Scale at A1 1:50	Date 27-03-20
Drawn A. PARRY	Engineer A. PARRY
Status PLANNING	Checked P. GUEST
Drawing No. 19/3359/M50-0101	Rev B