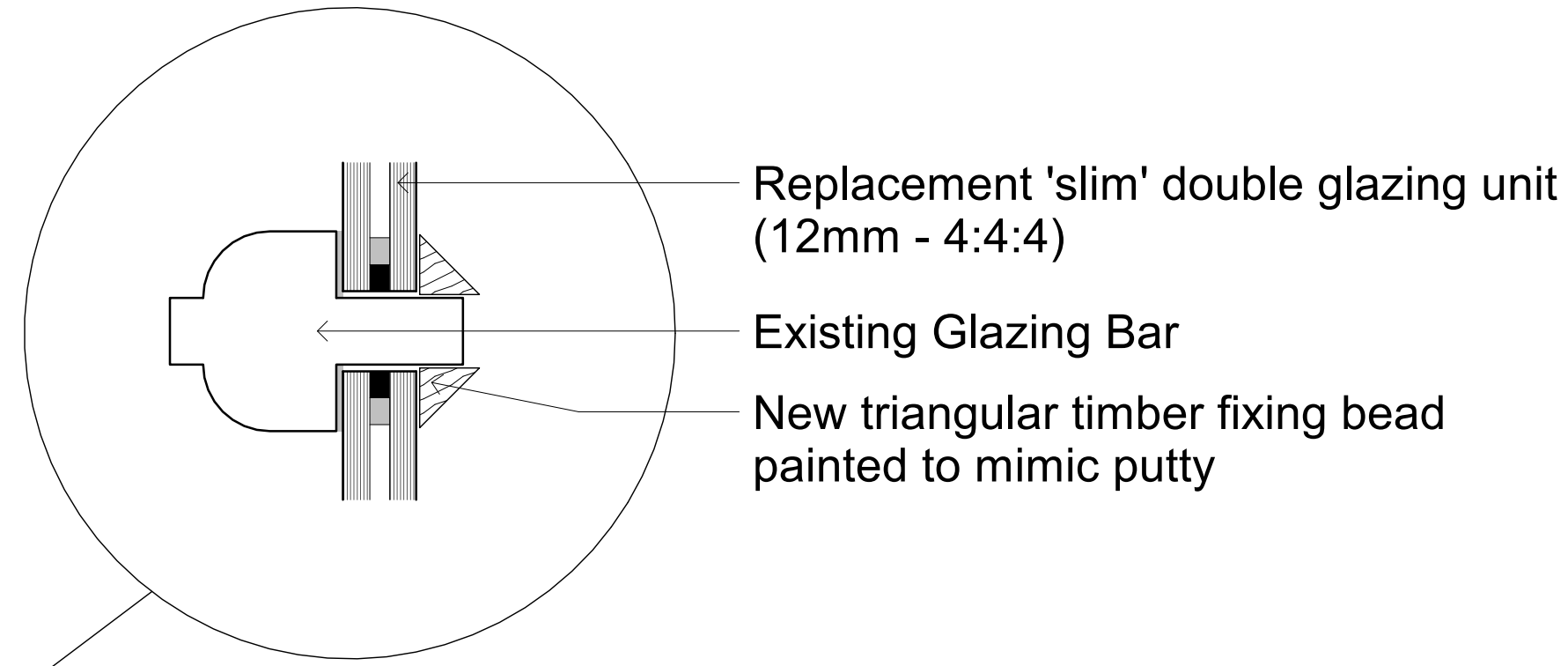
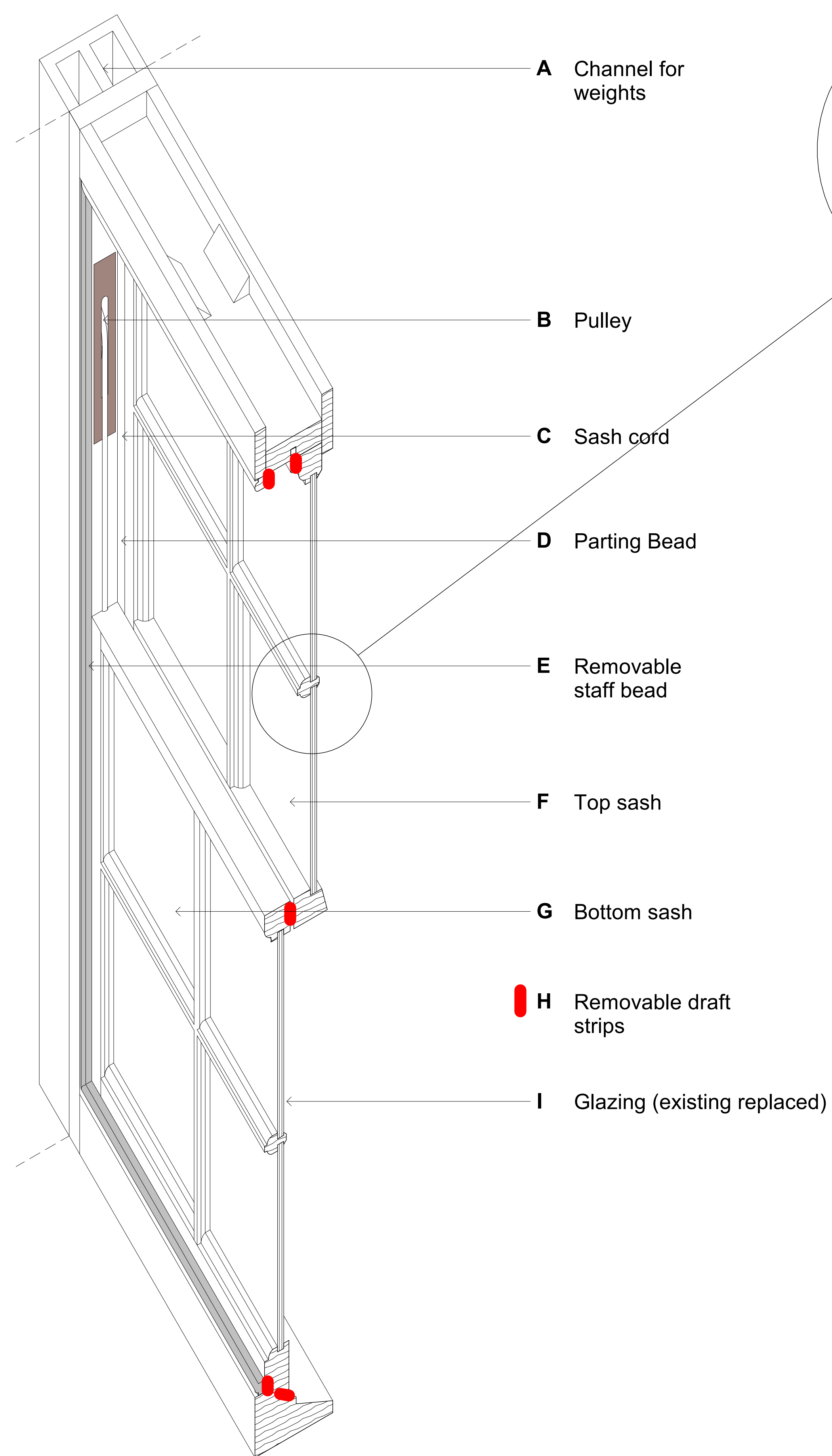


- |     |   |
|-----|---|
| No. | Note  |
| 1   | All dimensions to be verified on site by GENERAL CONTRACTOR prior to any work, setting out or shop drawings being prepared.   |
| 2   | The contractor shall scale the drawings. Work to figured dimensions only.   |
| 3   | © copyright SAUNDERS BOSTON LIMITED. All rights reserved.<br>This drawing remains the property of SAUNDERS BOSTON LIMITED at all times and may not be reproduced or copied in whole or in part without their prior written consent. |
| 4   | This drawing and related specifications are for use only in the stated location.  |
| 5   | This drawing is to be read in conjunction with all other Consultants drawings and specifications.   |
| 6   | Drainage has not been surveyed and any/all pipe locations and below ground drainage runs are indicative.  |
| 7   | It is assumed that all work will be carried out by a competent contractor who will be working, where appropriate, to an approved method statement.  |



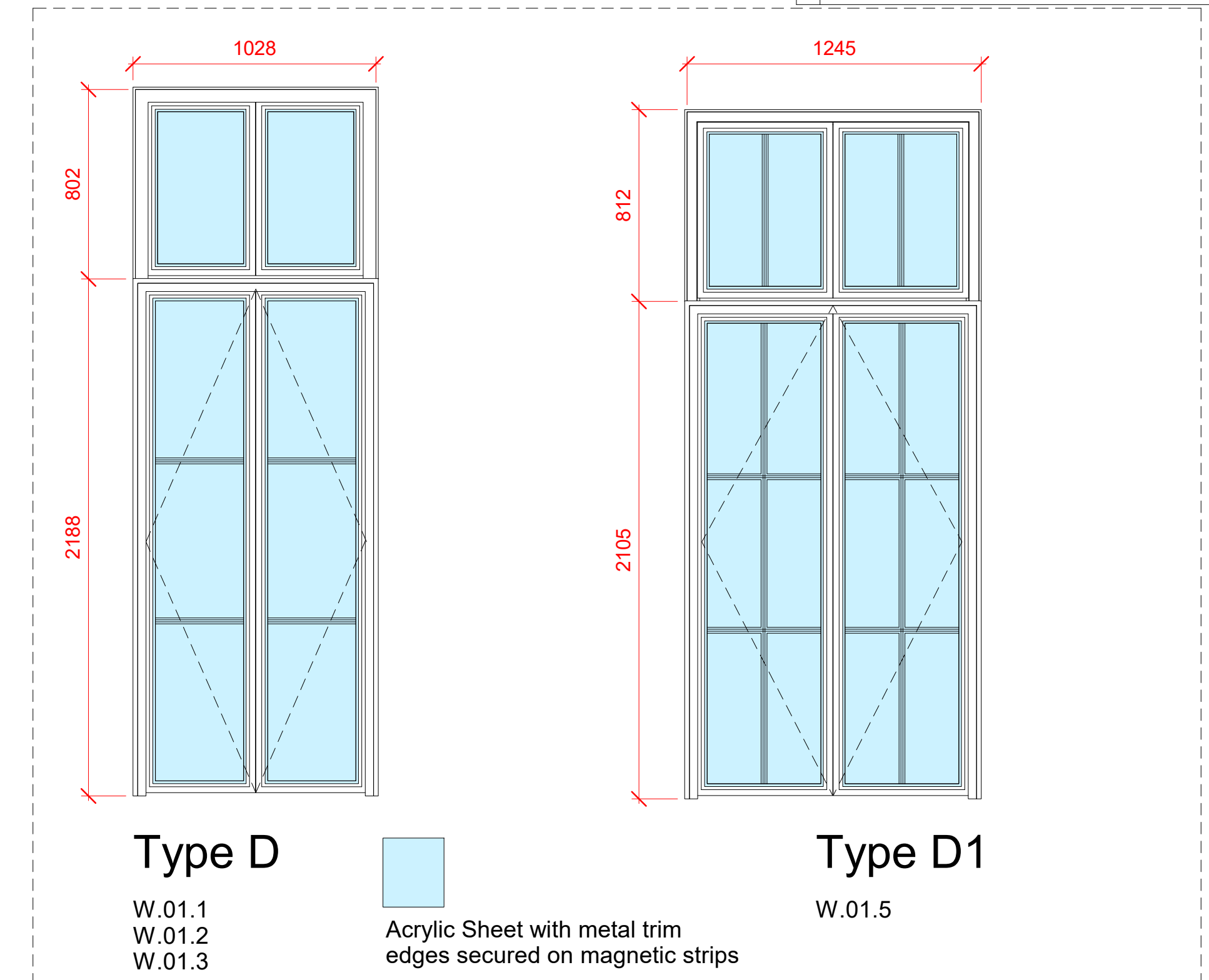
## Window Glazing Bar

Scale 1 : 1

# SASH WINDOW OVERHAUL SPECIFICATION

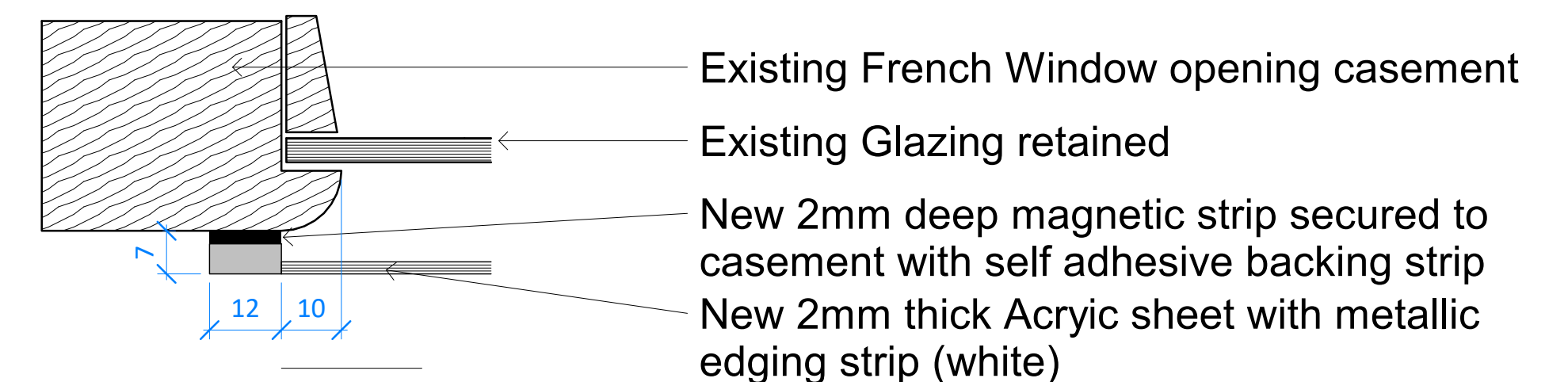
1. Sand down and replace any rotten timber
2. Replace pulleys & chords
3. Re-weight sashes and install correct weights
4. Install ventrolla draft strips to top, middle, and bottom rails and staff bead as indicated **H** on diagram
5. Replace parting beads and staff beads
6. Install new brass hardware ironmongery:
  - Sash catch - hook catch brass
  - Sash lifts brass
  - Sash pulley brass
  - Sash pulls brass
  - Security lock brass
  - Child restrictor brass
7. Replace existing single glazing **(I)** with new ultra-slim double glazed units (specialist has confirmed this can be done within existing rebate dimensions). New units secured using triangular timber beads disguised to look like putty pointing.
8. Redecorate as per **M60/130** and **M60/131**
9. Refix into existing openings
10. Mastic sealant internally and externally

**All as per L10/200**



### French Window Proposed Secondary Glazing Legend

Scale 1 : 20



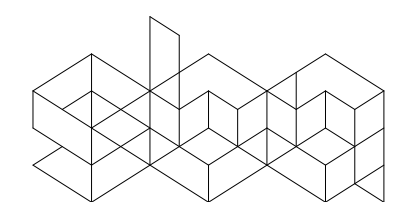
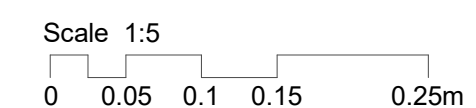
## French Window Secondary Glazing Detail

Scale 1 : 1



Charlotte Building  
Grasse St  
London  
E1 1QL  
  
020 7307 4400  
www.overbury.com

C2 C1 No.	SecondaryGalzing Detail Added Stage 4 - Contractor's Proposals Region	10/09/20 04/09/20 Date	SBA Chk	RJB Auth
-----------------	---	------------------------------	------------	-------------



Eastern Gate House, 119 Newmarket Road,  
Cambridge CB5 8HA  
T:01223 367733  
office@saundersboston.co.uk

The Generator, The Gallery, King's Wharf  
The Quay, Exeter EX2 4AN  
T:01392 348627  
www.saundersboston.co.uk

**Saunders  
Boston  
Architects**

The Generator, The Gallery, King's Wharf  
The Quay, Exeter EX2 4AN  
T:01392 348627  
[www.saundersboston.co.uk](http://www.saundersboston.co.uk)

## STAGE 4

Scale  
As indicated @A1

C2

SBA Project Code <b>1802</b>	Drawn SBA	Date 14/08/20	project	originator	zone	level	type	role	number
	Checked AA	Suitability Order	1802	-SBA-XX-ZZ	-DR-A	-760			