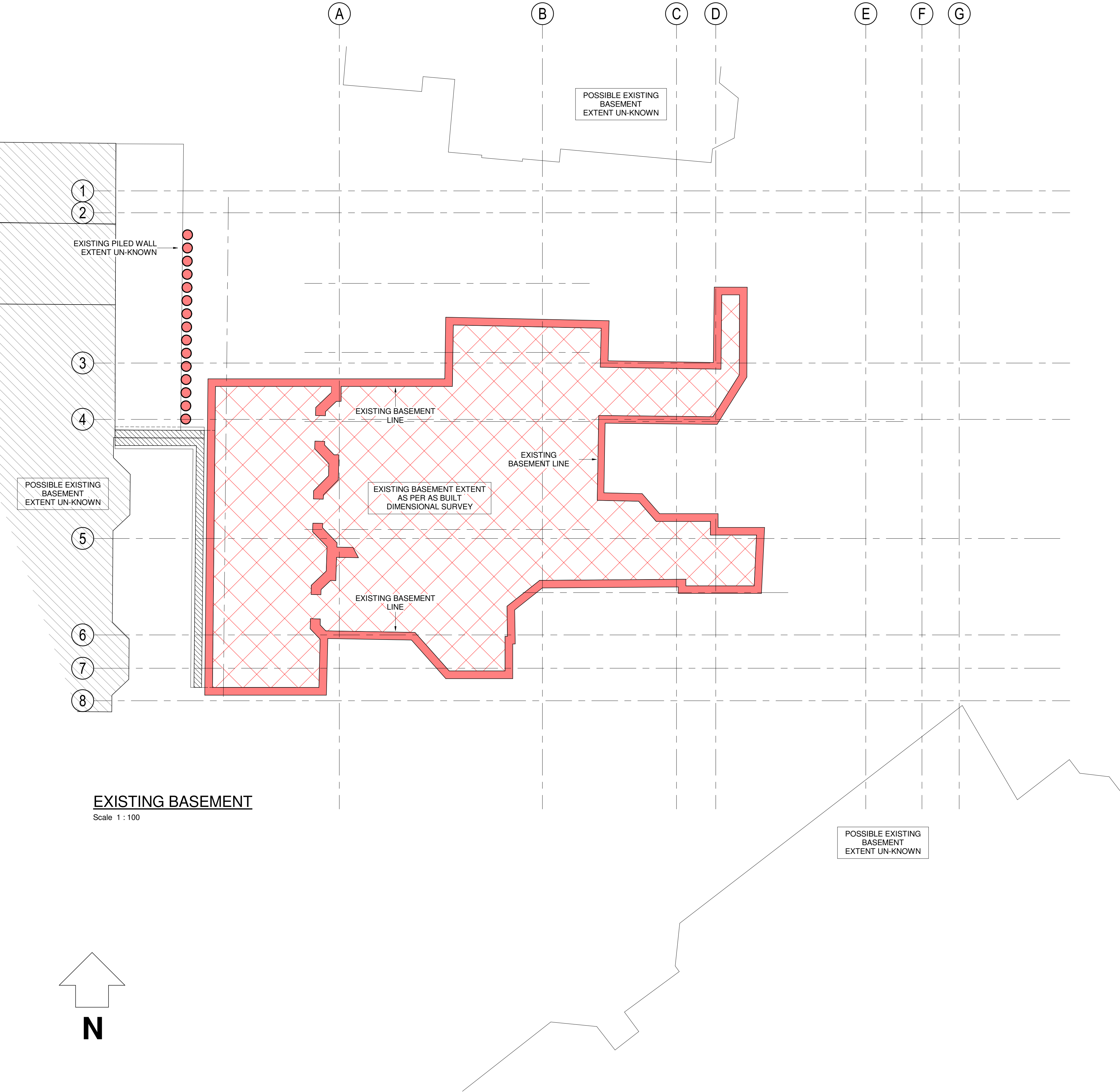
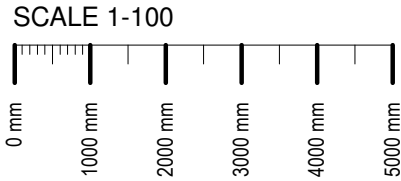


Appendix A: Structural Drawings



- NOTES**
1. THIS DRAWING IS TO BE READ INCONJUNCTION WITH ALL RELEVANT ARCHITECTS AND SPECIALISTS LATEST DRAWINGS AND SPECIFICATIONS. ANY DISCREPANCIES TO BE REPORTED PRIOR TO WORK BEING CARRIED OUT.
 2. ALL DIMENSIONS ARE IN MILLIMETERS
ALL LEVELS ARE IN METRES
 3. STRUCTURE TO BE CO-ORDINATED WITH ARCHITECTS AND M + E DRAWINGS/DESIGN

P3	18.02.20	PLANNING ISSUE	JRM	WY
P2	17.02.20	PLANNING ISSUE	JRM	WY
P1	23.01.20	PRELIMINARY ISSUE	JRM	WY
Rev	Date	Description	By	Apvd

PROJECT:
FRANCIS GARDNER HOUSE.
LONDON

TITLE:
EXISTING BASEMENT PLAN

CLIENT:
Empiric (London, Francis Gardner Hall)
Limited

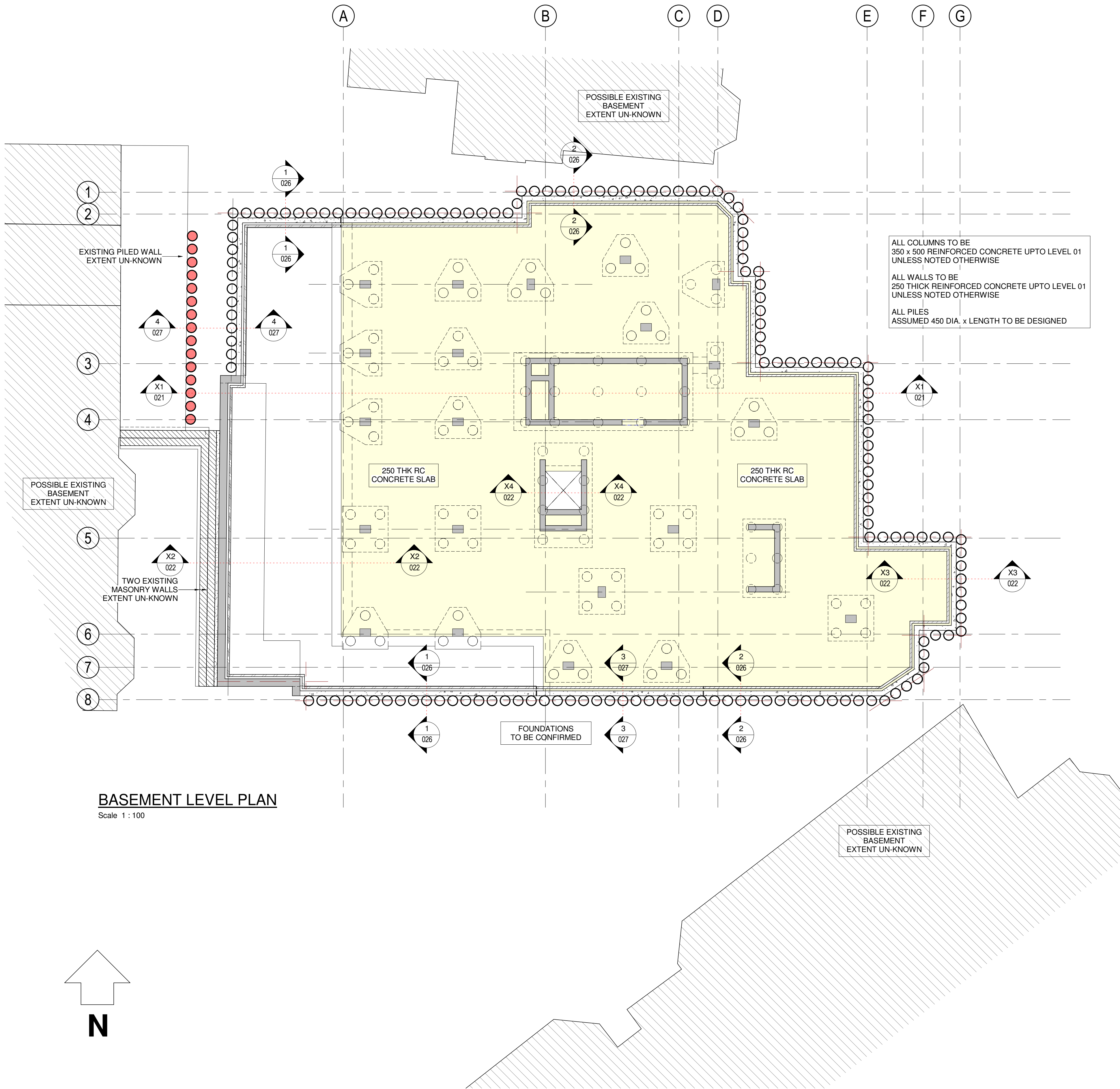
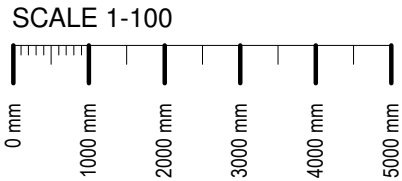
SCALE@A1:
1 : 100

PROJECT REF: 19366
DRAWING No.: 19366-JUBB-EX-B1-DR-S-001

STATUS: P3
REV:

Revision Referencing
P = Preliminary A = Approval T = Tender C = Construction





BASEMENT LEVEL PLAN
Scale 1 : 100

BASEMENT

1. EXISTING BASEMENTS ASSUMED, POSSIBLE EXTENT AND LEVEL UN-KNOWN

NOTES

1. THIS DRAWING IS TO BE READ INCONJUNCTION WITH ALL RELEVANT ARCHITECTS AND SPECIALISTS LATEST DRAWINGS AND SPECIFICATIONS. ANY DISCREPANCIES TO BE REPORTED PRIOR TO WORK BEING CARRIED OUT.
2. ALL DIMENSIONS ARE IN MILLIMETERS
ALL LEVELS ARE IN METRES
3. STRUCTURE TO BE CO-ORDINATED WITH ARCHITECTS AND M + E DRAWINGS/DESIGN

ALL COLUMNS TO BE
350 x 500 REINFORCED CONCRETE UPTO LEVEL 01
UNLESS NOTED OTHERWISE

ALL WALLS TO BE
250 THICK REINFORCED CONCRETE UPTO LEVEL 01
UNLESS NOTED OTHERWISE

ALL PILES
ASSUMED 450 DIA. x LENGTH TO BE DESIGNED

P3	18.02.20	PLANNING ISSUE	JRM	WY
P2	17.02.20	PLANNING ISSUE	JRM	WY
P1	23.01.20	PRELIMINARY ISSUE	JRM	WY
Rev	Date	Description	By	Apvd

PROJECT:
FRANCIS GARDNER HOUSE.
LONDON

TITLE:
BASEMENT PLAN

CLIENT:
Empiric (London, Francis Gardner Hall)
Limited

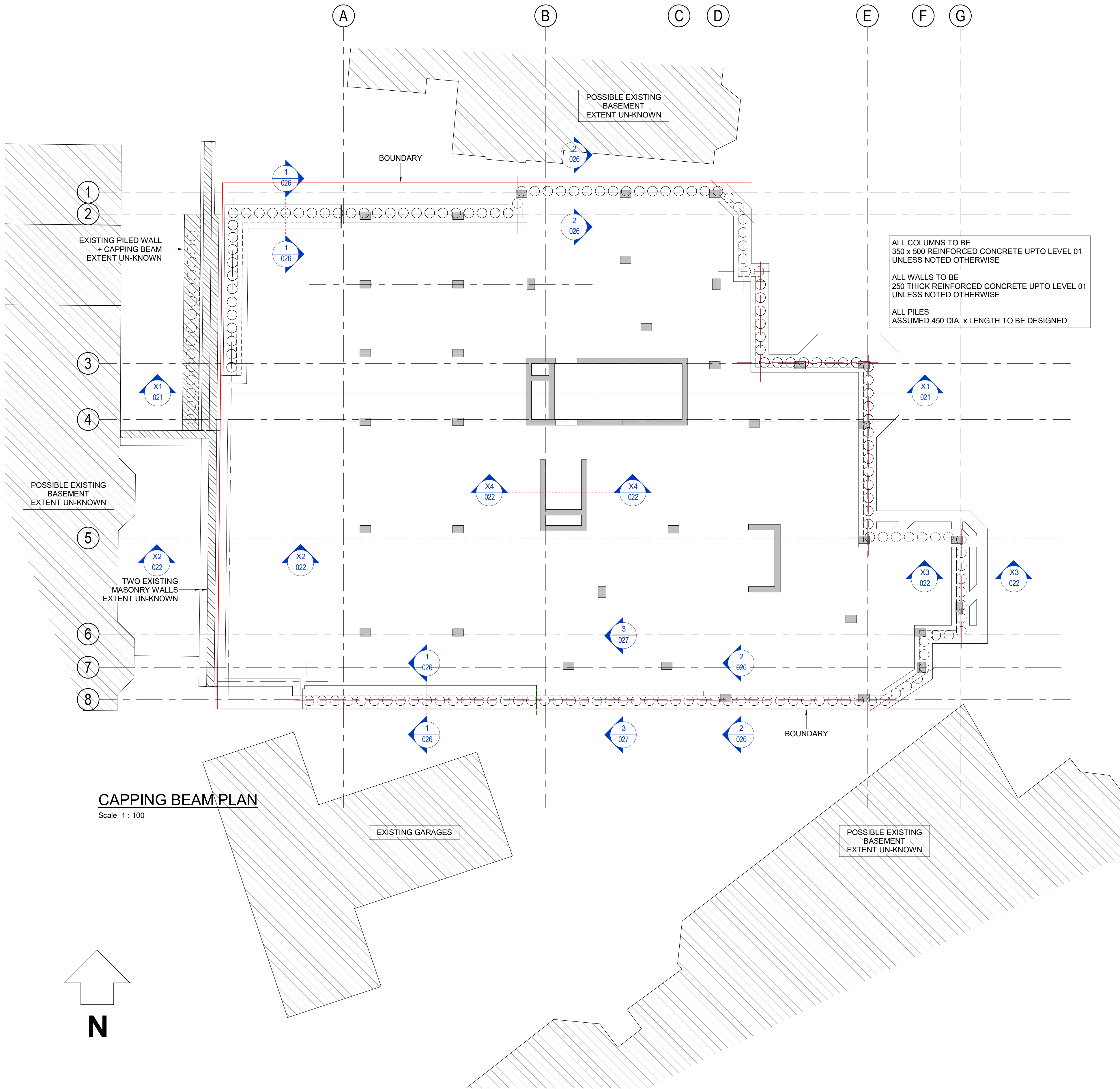
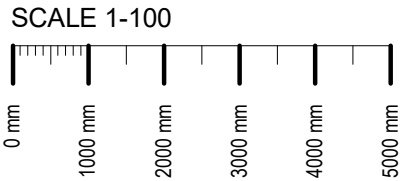
SCALE@A1:
1 : 100

PROJECT REF: 19366
DRAWING No.: 19366-JUBB-XX-B1-DR-S-011

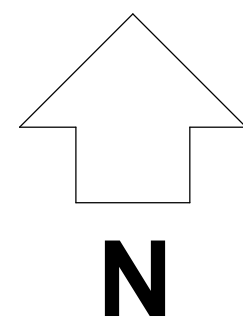
STATUS: REV: P3

Revision Referencing
P = Preliminary A = Approval T = Tender C = Construction





CAPPING BEAM PLAN
Scale 1 : 100



BASEMENT

1. EXISTING BASEMENTS ASSUMED, POSSIBLE EXTENT AND LEVEL UN-KNOWN

NOTES

1. THIS DRAWING IS TO BE READ INCONJUNCTION WITH ALL RELEVANT ARCHITECTS AND SPECIALISTS LATEST DRAWINGS AND SPECIFICATIONS. ANY DISCREPANCIES TO BE REPORTED PRIOR TO WORK BEING CARRIED OUT.
2. ALL DIMENSIONS ARE IN MILLIMETERS ALL LEVELS ARE IN METRES
3. STRUCTURE TO BE CO-ORDINATED WITH ARCHITECTS AND M + E DRAWINGS/DESIGN

ALL COLUMNS TO BE
350 x 500 REINFORCED CONCRETE UPTO LEVEL 01
UNLESS NOTED OTHERWISE

ALL WALLS TO BE
250 THICK REINFORCED CONCRETE UPTO LEVEL 01
UNLESS NOTED OTHERWISE

ALL PILES
ASSUMED 450 DIA. x LENGTH TO BE DESIGNED

P2	17.02.20	PLANNING ISSUE	JRM	WY
P1	23.01.20	PRELIMINARY ISSUE	JRM	WY
Rev	Date	Description	By	Apvd

PROJECT:
FRANCIS GARDNER HOUSE.
LONDON

TITLE:
CAPPING BEAM PLAN

CLIENT:
Empiric (London, Francis Gardner Hall)
Limited

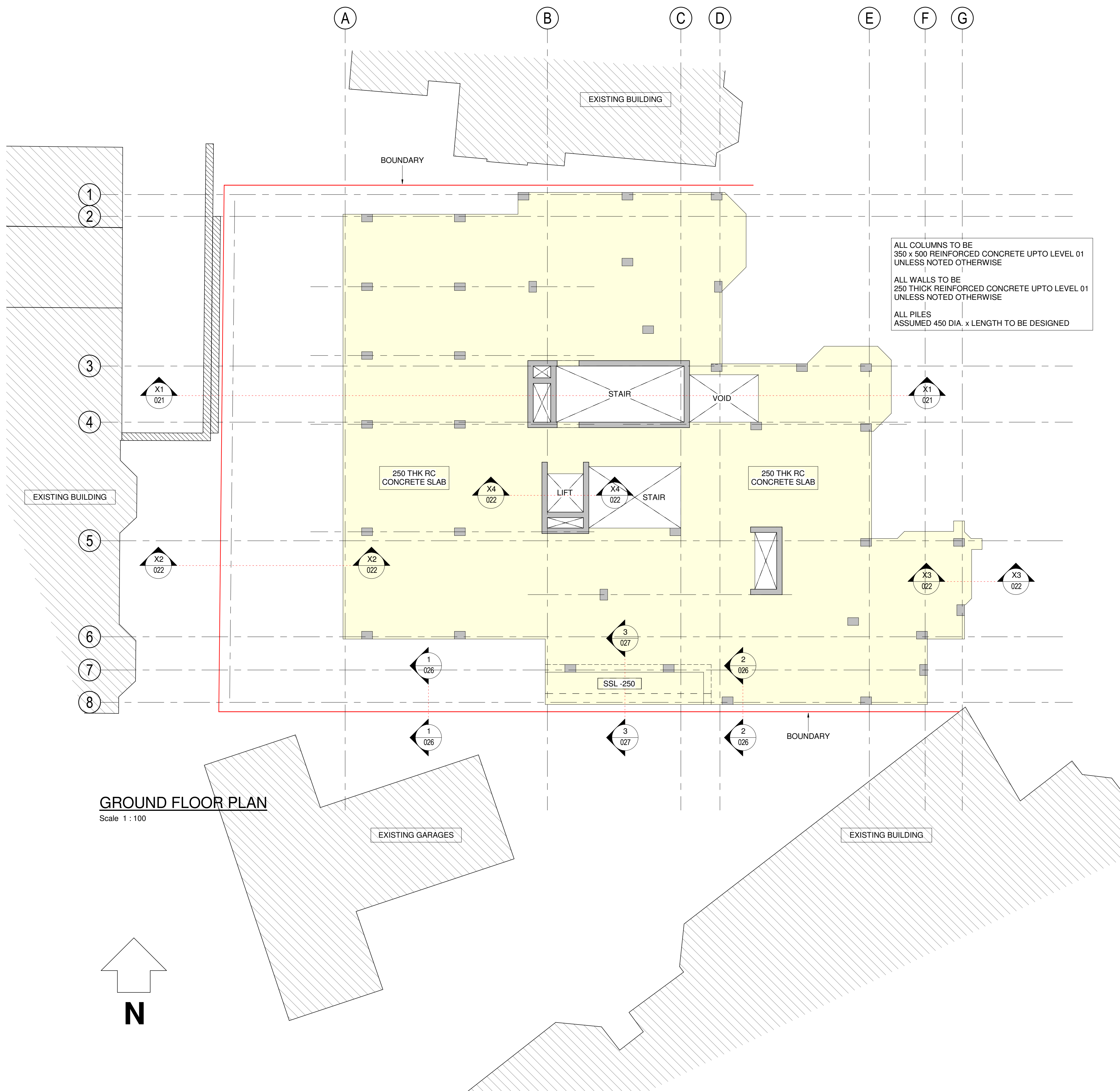
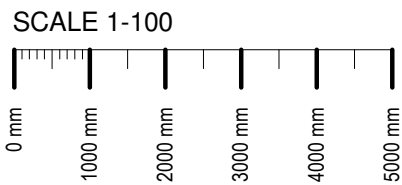
SCALE@A1:
1 : 100

PROJECT REF: 19366 STATUS: REV: P2

DRAWING No.: 19366-JUBB-XX-GF-DR-S-012

Revision Referencing
P = Preliminary A = Approval T = Tender C = Construction

Jubb



- NOTES**
1. THIS DRAWING IS TO BE READ INCONJUNCTION WITH ALL RELEVANT ARCHITECTS AND SPECIALISTS LATEST DRAWINGS AND SPECIFICATIONS. ANY DISCREPANCIES TO BE REPORTED PRIOR TO WORK BEING CARRIED OUT.
 2. ALL DIMENSIONS ARE IN MILLIMETERS
ALL LEVELS ARE IN METRES
 3. STRUCTURE TO BE CO-ORDINATED WITH ARCHITECTS AND M + E DRAWINGS/DESIGN

ALL COLUMNS TO BE
350 x 500 REINFORCED CONCRETE UPTO LEVEL 01
UNLESS NOTED OTHERWISE

ALL WALLS TO BE
250 THICK REINFORCED CONCRETE UPTO LEVEL 01
UNLESS NOTED OTHERWISE

ALL PILES
ASSUMED 450 DIA. x LENGTH TO BE DESIGNED

P2	17.02.20	PLANNING ISSUE	JRM	WY
P1	23.01.20	PRELIMINARY ISSUE	JRM	WY
Rev	Date	Description	By	Apvd

PROJECT:
FRANCIS GARDNER HOUSE.
LONDON

TITLE:
GROUND FLOOR PLAN

CLIENT:
Empiric (London, Francis Gardner Hall)
Limited

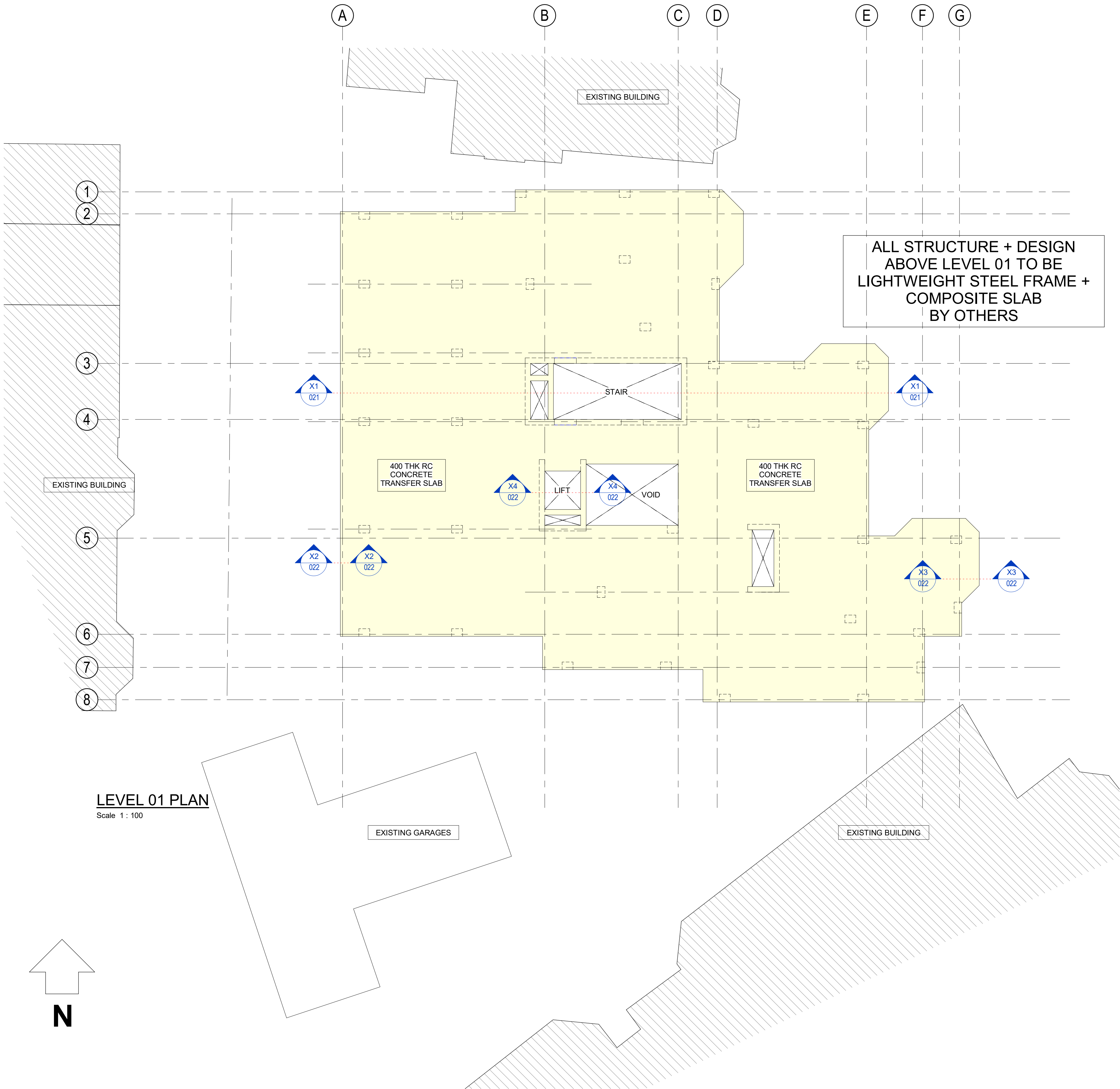
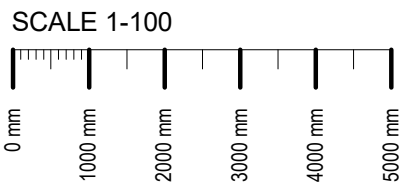
SCALE@A1:
1 : 100

PROJECT REF: 19366
DRAWING No.: 19366-JUBB-XX-GF-DR-S-013

STATUS: P2
REV:

Revision Referencing
P = Preliminary A = Approval T = Tender C = Construction





LEVEL 01 PLAN
Scale 1 : 100

- NOTES**
1. THIS DRAWING IS TO BE READ INCONJUNCTION WITH ALL RELEVANT ARCHITECTS AND SPECIALISTS LATEST DRAWINGS AND SPECIFICATIONS. ANY DISCREPANCIES TO BE REPORTED PRIOR TO WORK BEING CARRIED OUT.
 2. ALL DIMENSIONS ARE IN MILLIMETERS
ALL LEVELS ARE IN METRES
 3. STRUCTURE TO BE CO-ORDINATED WITH ARCHITECTS AND M + E DRAWINGS/DESIGN

P2	17.02.20	PLANNING ISSUE	JRM	WY
P1	23.01.20	PRELIMINARY ISSUE	JRM	WY
Rev	Date	Description	By	Apvd

PROJECT:
FRANCIS GARDNER HOUSE.
LONDON

TITLE:
LEVEL 01 PLAN

CLIENT:
Empiric (London, Francis Gardner Hall)
Limited

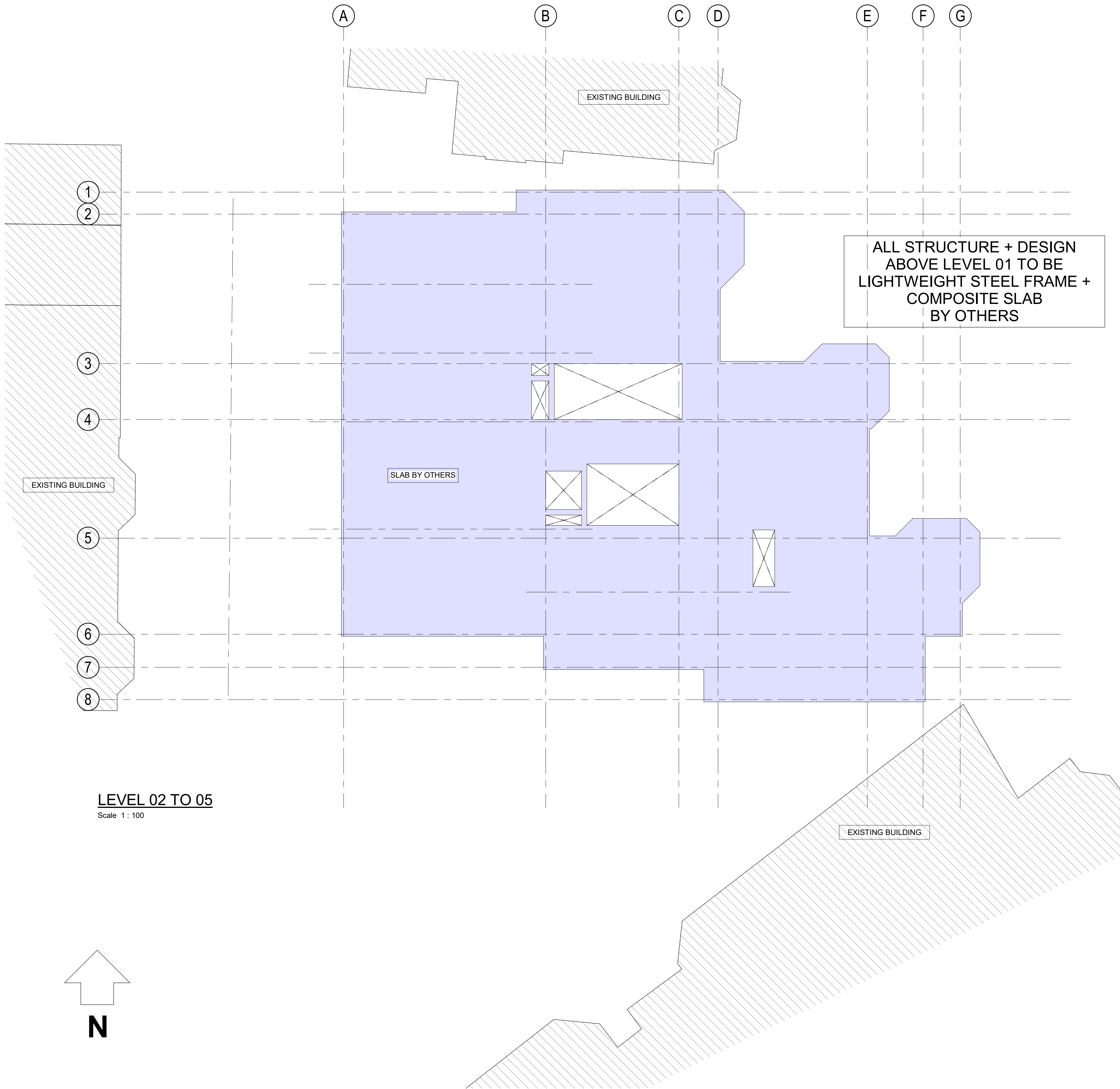
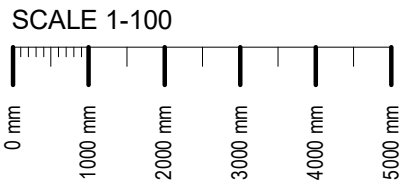
SCALE@A1:
1 : 100

PROJECT REF: 19366
DRAWING No.: 19366-JUBB-XX-01-DR-S-014

STATUS: P2
REV:

Revision Referencing
P = Preliminary A = Approval T = Tender C = Construction

Jubb



- NOTES
1. THIS DRAWING IS TO BE READ INCONJUNCTION WITH ALL RELEVANT ARCHITECTS AND SPECIALISTS LATEST DRAWINGS AND SPECIFICATIONS. ANY DISCREPANCIES TO BE REPORTED PRIOR TO WORK BEING CARRIED OUT.
 2. ALL DIMENSIONS ARE IN MILLIMETERS
ALL LEVELS ARE IN METRES
 3. STRUCTURE TO BE CO-ORDINATED WITH ARCHITECTS AND M + E DRAWINGS/DESIGN

P2	17.02.20	PLANNING ISSUE	JRM	WY
P1	23.01.20	PRELIMINARY ISSUE	JRM	WY
Rev	Date	Description	By	Apvd

PROJECT:
FRANCIS GARDNER HOUSE.
LONDON

TITLE:
LEVEL 02 TO 05 PLAN

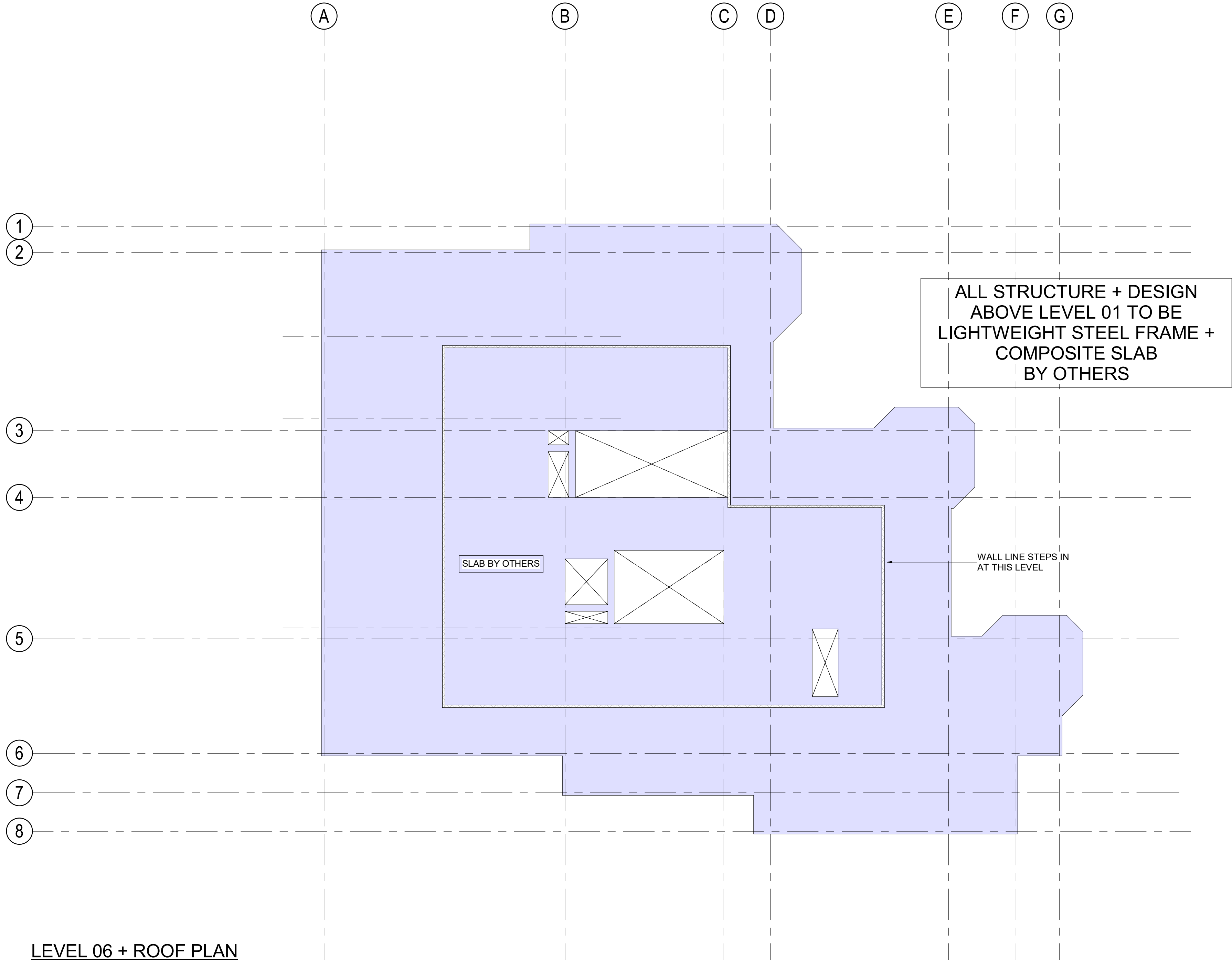
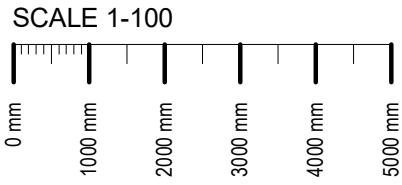
CLIENT:
Empiric (London, Francis Gardner Hall)
Limited

SCALE@A1:
1 : 100

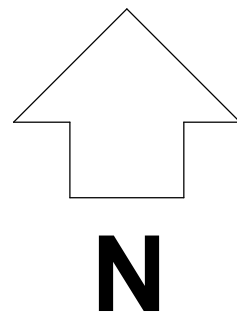
PROJECT REF: 19366 STATUS: REV: P2
DRAWING No.: 19366-JUBB-XX-02-DR-S-015

Revision Referencing
P = Preliminary A = Approval T = Tender C = Construction





LEVEL 06 + ROOF PLAN
Scale 1 : 100



- NOTES**
- THIS DRAWING IS TO BE READ INCONJUNCTION WITH ALL RELEVANT ARCHITECTS AND SPECIALISTS LATEST DRAWINGS AND SPECIFICATIONS. ANY DISCREPANCIES TO BE REPORTED PRIOR TO WORK BEING CARRIED OUT.
 - ALL DIMENSIONS ARE IN MILLIMETERS
ALL LEVELS ARE IN METRES
 - STRUCTURE TO BE CO-ORDINATED WITH ARCHITECTS AND M + E DRAWINGS/DESIGN

P2	17.02.20	PLANNING ISSUE	JRM	WY
P1	23.01.20	PRELIMINARY ISSUE	JRM	WY
Rev	Date	Description	By	Apvd

PROJECT:
FRANCIS GARDNER HOUSE.
LONDON

TITLE:
LEVEL 06 PLAN

CLIENT:
Empiric (London, Francis Gardner Hall)
Limited

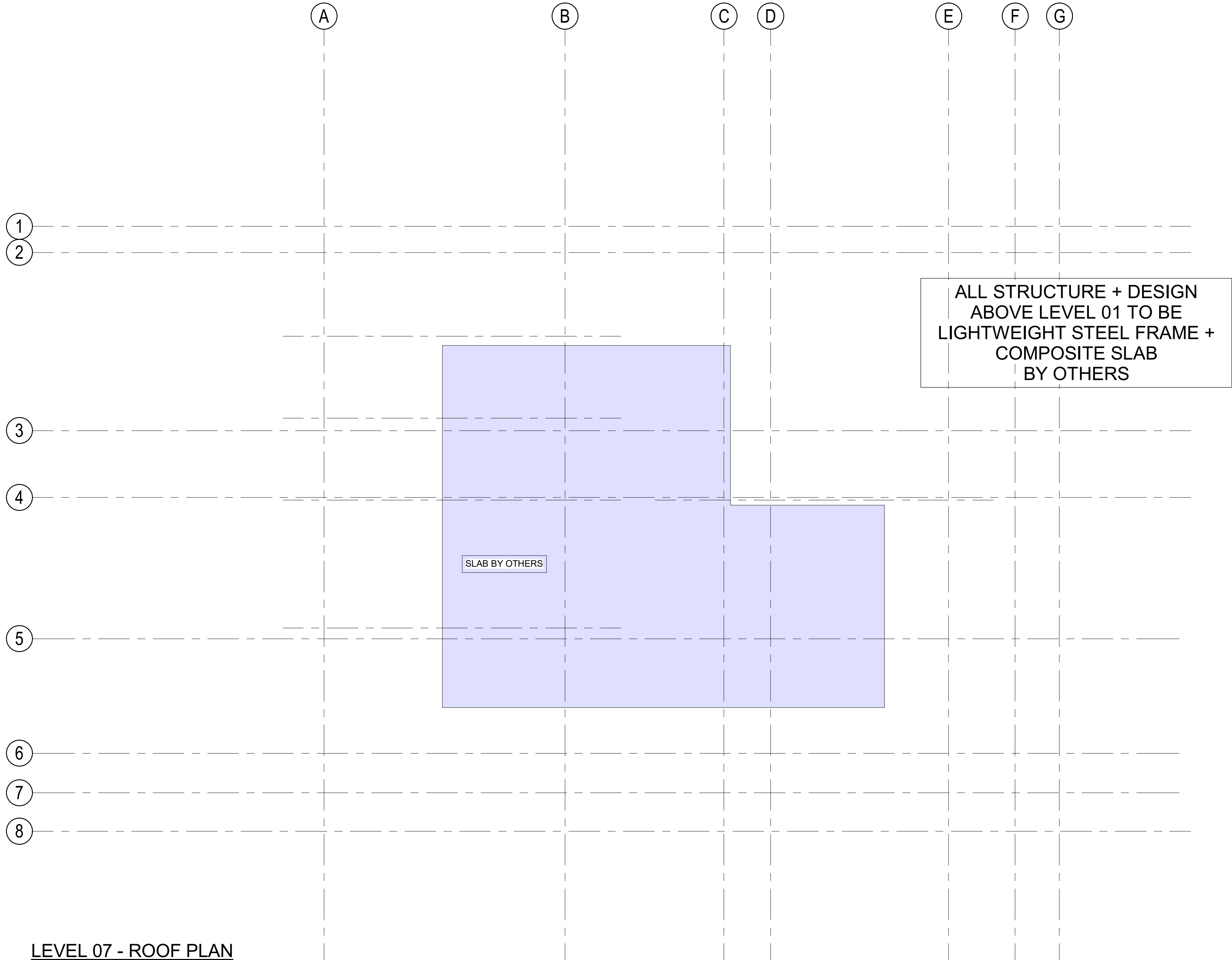
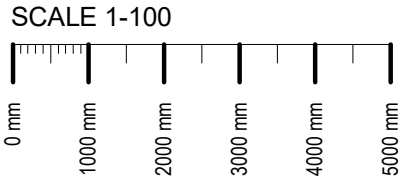
SCALE@A1:
1 : 100

PROJECT REF: 19366
DRAWING No.: 19366-JUBB-XX-06-DR-S-016

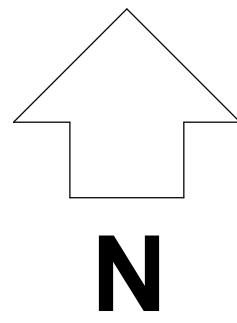
STATUS: P2
REV:

Revision Referencing
P = Preliminary A = Approval T = Tender C = Construction





LEVEL 07 - ROOF PLAN
Scale 1 : 100



NOTES

- THIS DRAWING IS TO BE READ INCONJUNCTION WITH ALL RELEVANT ARCHITECTS AND SPECIALISTS LATEST DRAWINGS AND SPECIFICATIONS. ANY DISCREPANCIES TO BE REPORTED PRIOR TO WORK BEING CARRIED OUT.
- ALL DIMENSIONS ARE IN MILLIMETERS
ALL LEVELS ARE IN METRES
- STRUCTURE TO BE CO-ORDINATED WITH ARCHITECTS AND M + E DRAWINGS/DESIGN

P2	17.02.20	PLANNING ISSUE	JRM	WY
P1	23.01.20	PRELIMINARY ISSUE	JRM	WY
Rev	Date	Description	By	Apvd

PROJECT:
FRANCIS GARDNER HOUSE.
LONDON

TITLE:
LEVEL 07 - ROOF PLAN

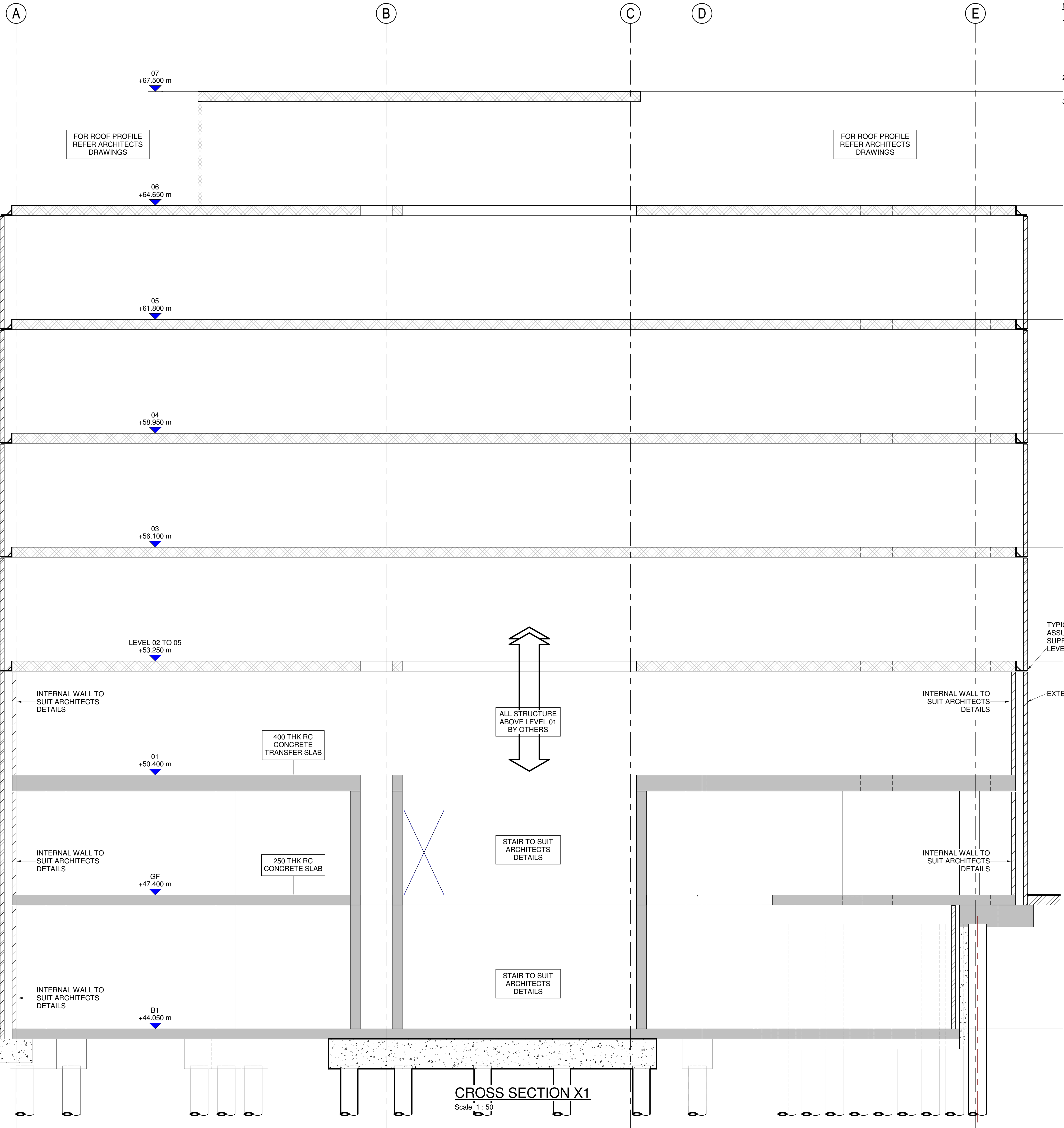
CLIENT:
Empiric (London, Francis Gardner Hall)
Limited

SCALE@A1:
1 : 100

PROJECT REF: 19366 STATUS: P2 REV: P2
DRAWING No.: 19366-JUBB-XX-07-DR-S-017

Revision Referencing
P = Preliminary A = Approval T = Tender C = Construction

Jubb



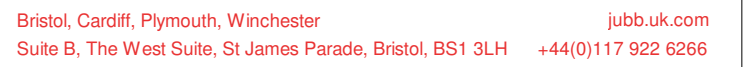
- | | | | | |
|------------|-------------|--------------------|-----------|-------------|
| P3 | 18.02.20 | PLANNING ISSUE | JRM | WY |
| P2 | 17.02.20 | PLANNING ISSUE | JRM | WY |
| P1 | 23.01.20 | PRELIMINARY ISSUE | JRM | WY |
| <i>Rev</i> | <i>Date</i> | <i>Description</i> | <i>By</i> | <i>Apvd</i> |

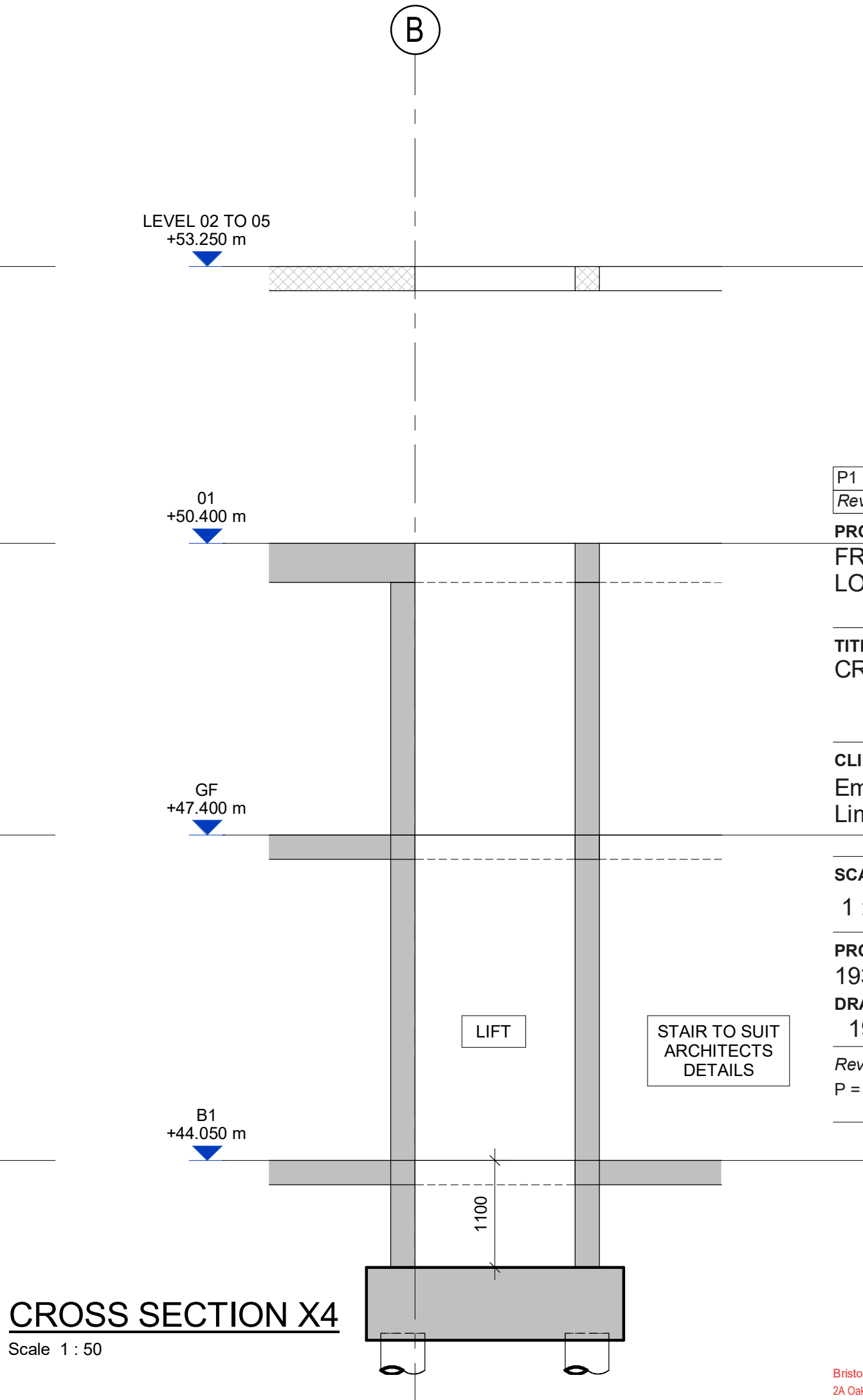
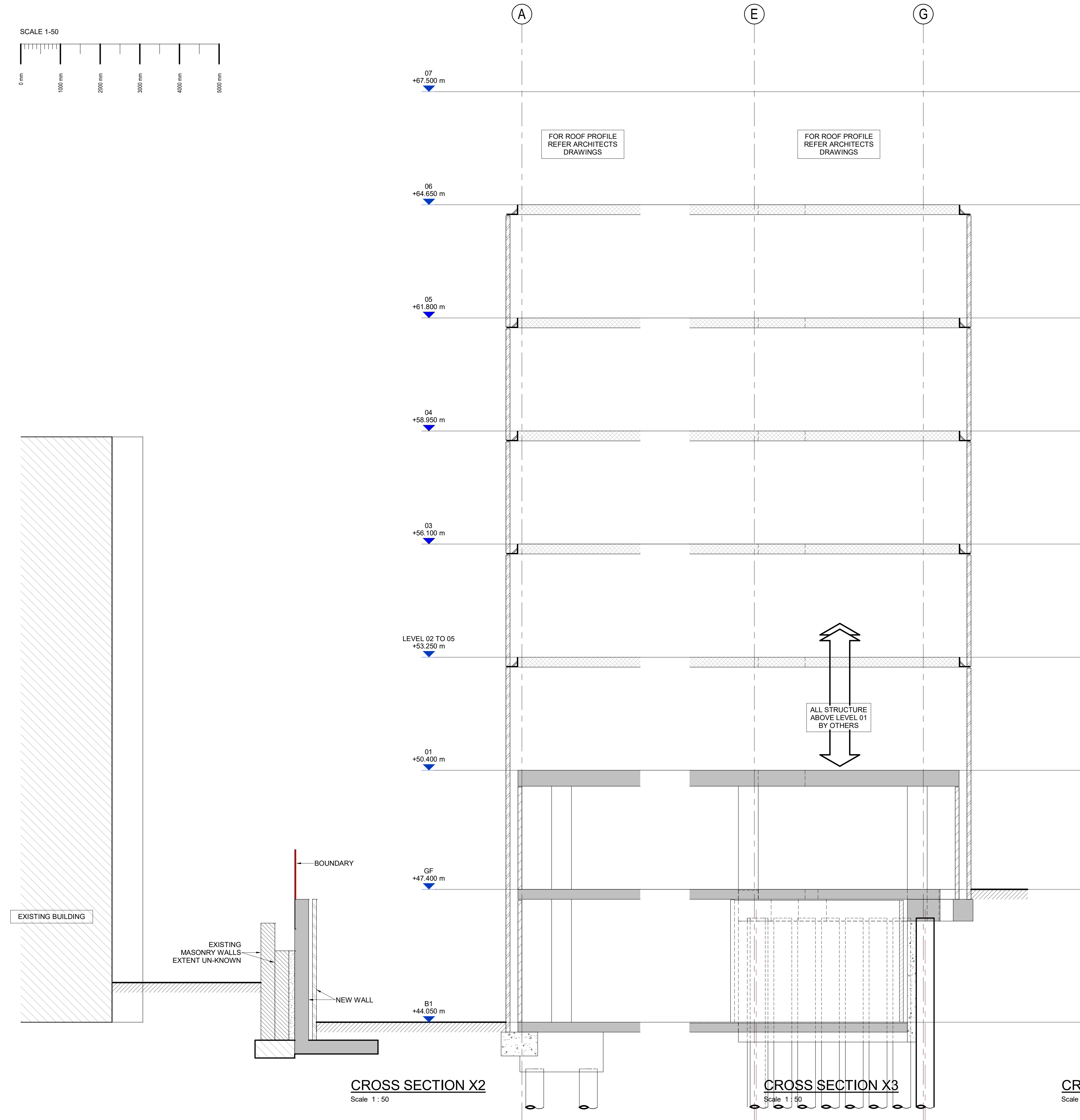
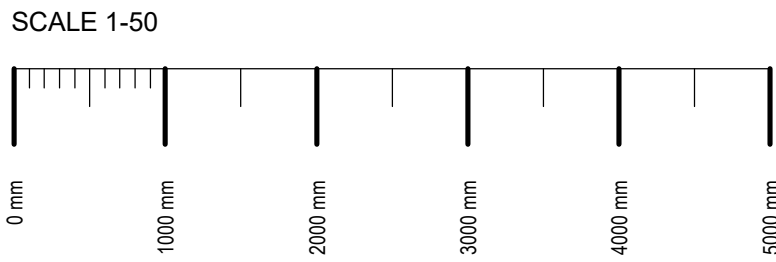
TITLE:
CROSS SECTIONS - SHEET 1

SCALE@A1:
1:50

PROJECT REF:	STATUS:	REV:
19366		P3
DRAWING No.:		
19366-JUBB-XX-XX-DR-S-021		

Revision Referencing
P = Preliminary A = Approval T = Tender C = Construction





- NOTES
- THIS DRAWING IS TO BE READ INCONJUNCTION WITH ALL RELEVANT ARCHITECTS AND SPECIALISTS LATEST DRAWINGS AND SPECIFICATIONS. ANY DISCREPANCIES TO BE REPORTED PRIOR TO WORK BEING CARRIED OUT.
 - ALL DIMENSIONS ARE IN MILLIMETERS
ALL LEVELS ARE IN METRES
 - STRUCTURE TO BE CO-ORDINATED WITH ARCHITECTS AND M + E DRAWINGS/DESIGN

P1	17.02.20	PLANNING ISSUE	JRM	WY
Rev	Date	Description	By	Apvd

PROJECT:
FRANCIS GARDNER HOUSE.
LONDON

TITLE:
CROSS SECTIONS - SHEET 2

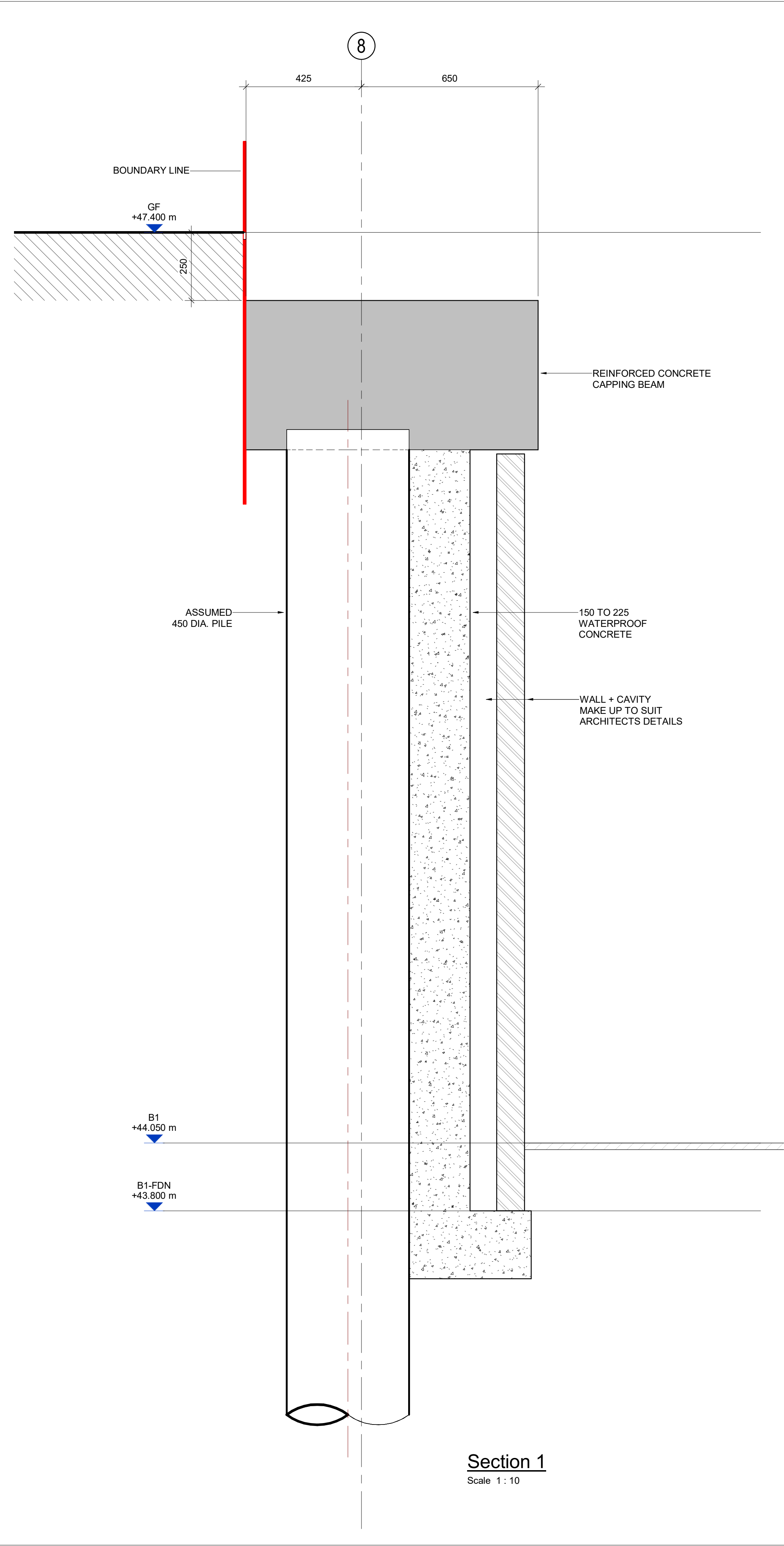
CLIENT:
Empiric (London, Francis Gardner Hall)
Limited

SCALE@A1:
1 : 50

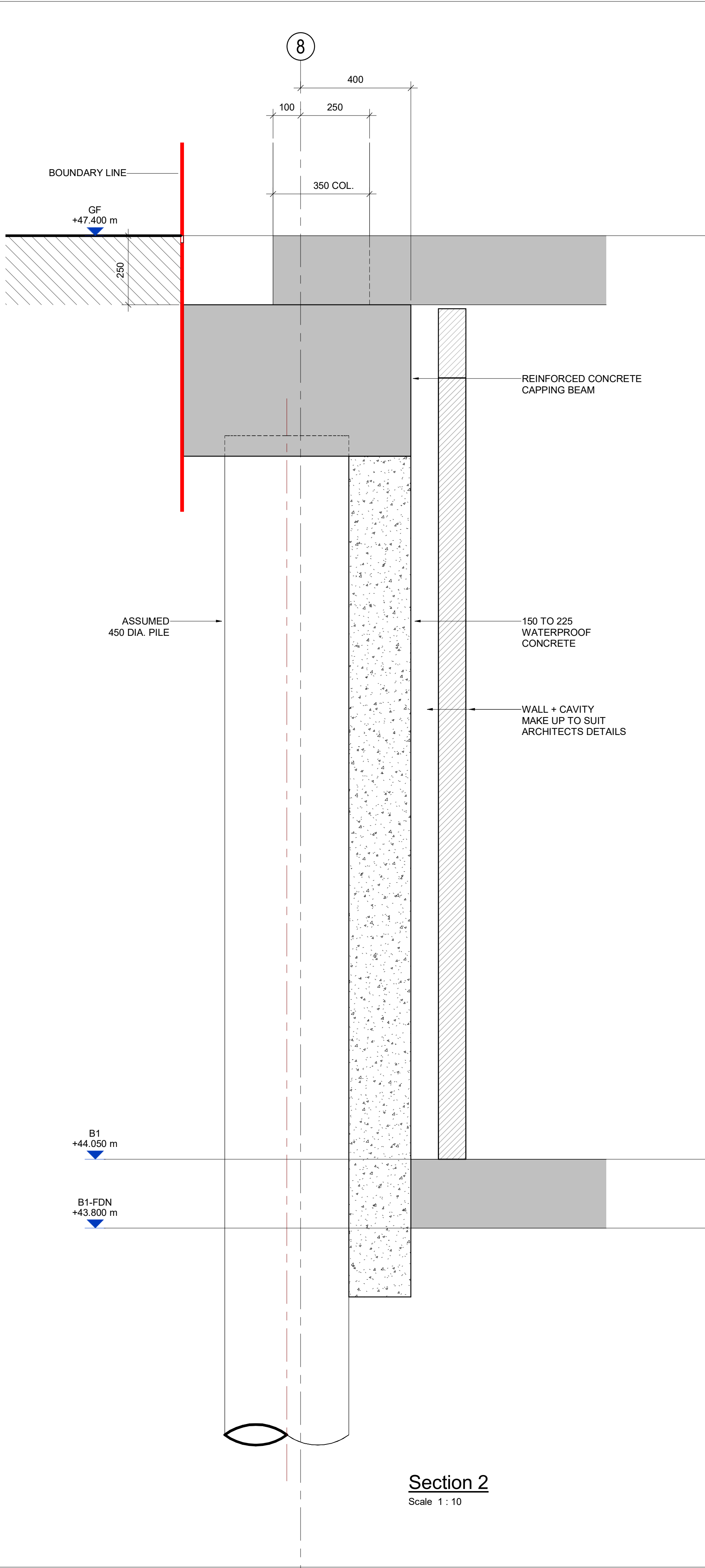
PROJECT REF: 19366
DRAWING No.: 19366-JUBB-XX-XX-DR-S-022

STATUS: REV: P1

Revision Referencing
P = Preliminary A = Approval T = Tender C = Construction



Section 1
Scale 1 : 10



Section 2
Scale 1 : 10

- NOTES
- THIS DRAWING IS TO BE READ INCONJUNCTION WITH ALL RELEVANT ARCHITECTS AND SPECIALISTS LATEST DRAWINGS AND SPECIFICATIONS. ANY DISCREPANCIES TO BE REPORTED PRIOR TO WORK BEING CARRIED OUT.
 - ALL DIMENSIONS ARE IN MILLIMETERS
ALL LEVELS ARE IN METRES
 - STRUCTURE TO BE CO-ORDINATED WITH ARCHITECTS AND M + E DRAWINGS/DESIGN

P2	17.02.20	PLANNING ISSUE	JRM	WY
P1	23.01.20	PRELIMINARY ISSUE	JRM	WY
Rev	Date	Description	By	Apvd

PROJECT:
FRANCIS GARDNER HOUSE.
LONDON

TITLE:
DETAIL SECTIONS - SHEET 1

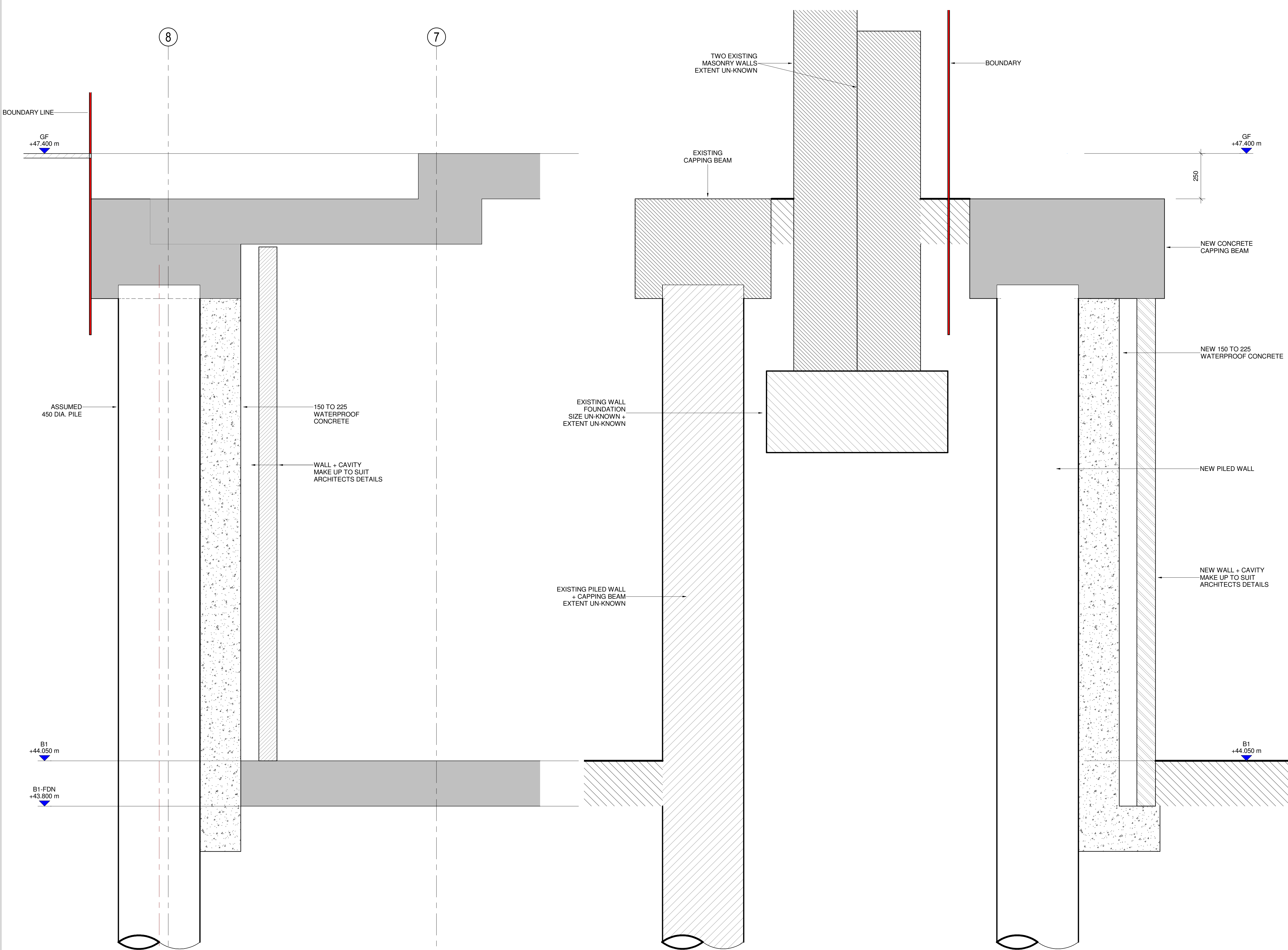
CLIENT:
Empiric (London, Francis Gardner Hall)
Limited

SCALE@A1:
1 : 10

PROJECT REF: 19366 STATUS: REV: P2
DRAWING No.: 19366-JUBB-XX-XX-DR-S-026

Revision Referencing
P = Preliminary A = Approval T = Tender C = Construction





- NOTES
1. THIS DRAWING IS TO BE READ INCONJUNCTION WITH ALL RELEVANT ARCHITECTS AND SPECIALISTS LATEST DRAWINGS AND SPECIFICATIONS. ANY DISCREPANCIES TO BE REPORTED PRIOR TO WORK BEING CARRIED OUT.
 2. ALL DIMENSIONS ARE IN MILLIMETERS ALL LEVELS ARE IN METRES
 3. STRUCTURE TO BE CO-ORDINATED WITH ARCHITECTS AND M + E DRAWINGS/DESIGN

P2	18.02.20	PLANNING ISSUE	JRM	WY
P1	17.02.20	PLANNING ISSUE	JRM	WY
Rev	Date	Description	By	Apvd

PROJECT:
FRANCIS GARDNER HOUSE.
LONDON

TITLE:
DETAIL SECTIONS - SHEET 2

CLIENT:
Empiric (London, Francis Gardner Hall)
Limited

SCALE@A1:
1 : 10

PROJECT REF: 19366
DRAWING No.: 19366-JUBB-XX-XX-DR-S-027

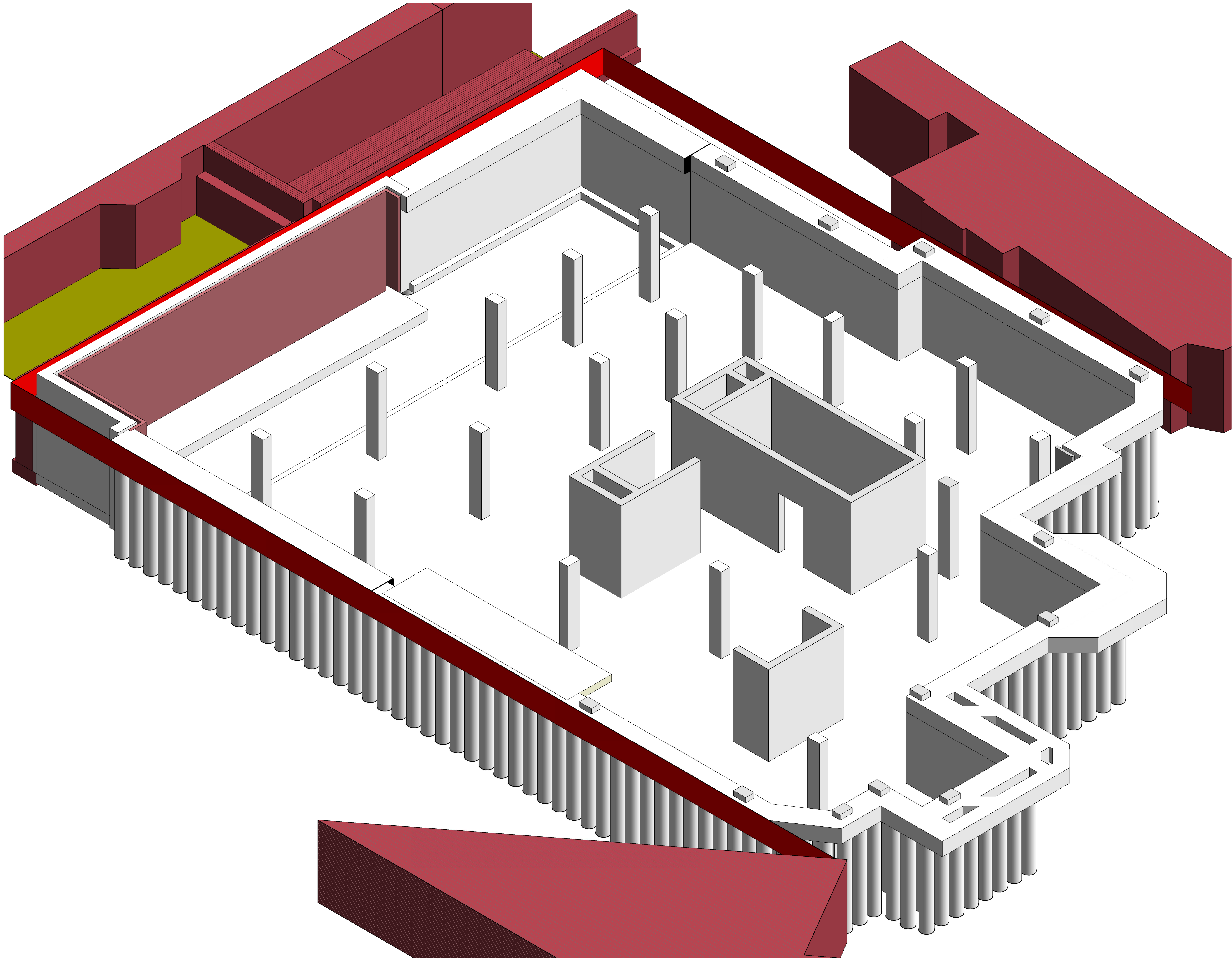
STATUS: REV: P2

Revision Referencing
P = Preliminary A = Approval T = Tender C = Construction



Section 3
Scale 1 : 10

Section 4
Scale 1 : 10



- NOTES
1. THIS DRAWING IS TO BE READ INCONJUNCTION WITH ALL RELEVANT ARCHITECTS AND SPECIALISTS LATEST DRAWINGS AND SPECIFICATIONS. ANY DISCREPANCIES TO BE REPORTED PRIOR TO WORK BEING CARRIED OUT.
 2. ALL DIMENSIONS ARE IN MILLIMETERS
ALL LEVELS ARE IN METRES
 3. STRUCTURE TO BE CO-ORDINATED WITH ARCHITECTS AND M + E DRAWINGS/DESIGN

P2	17.02.20	PLANNING ISSUE	JRM	WY
P1	23.01.20	PRELIMINARY ISSUE	JRM	WY
Rev	Date	Description	By	Apvd

PROJECT:
FRANCIS GARDNER HOUSE.
LONDON

TITLE:
3D VIEW

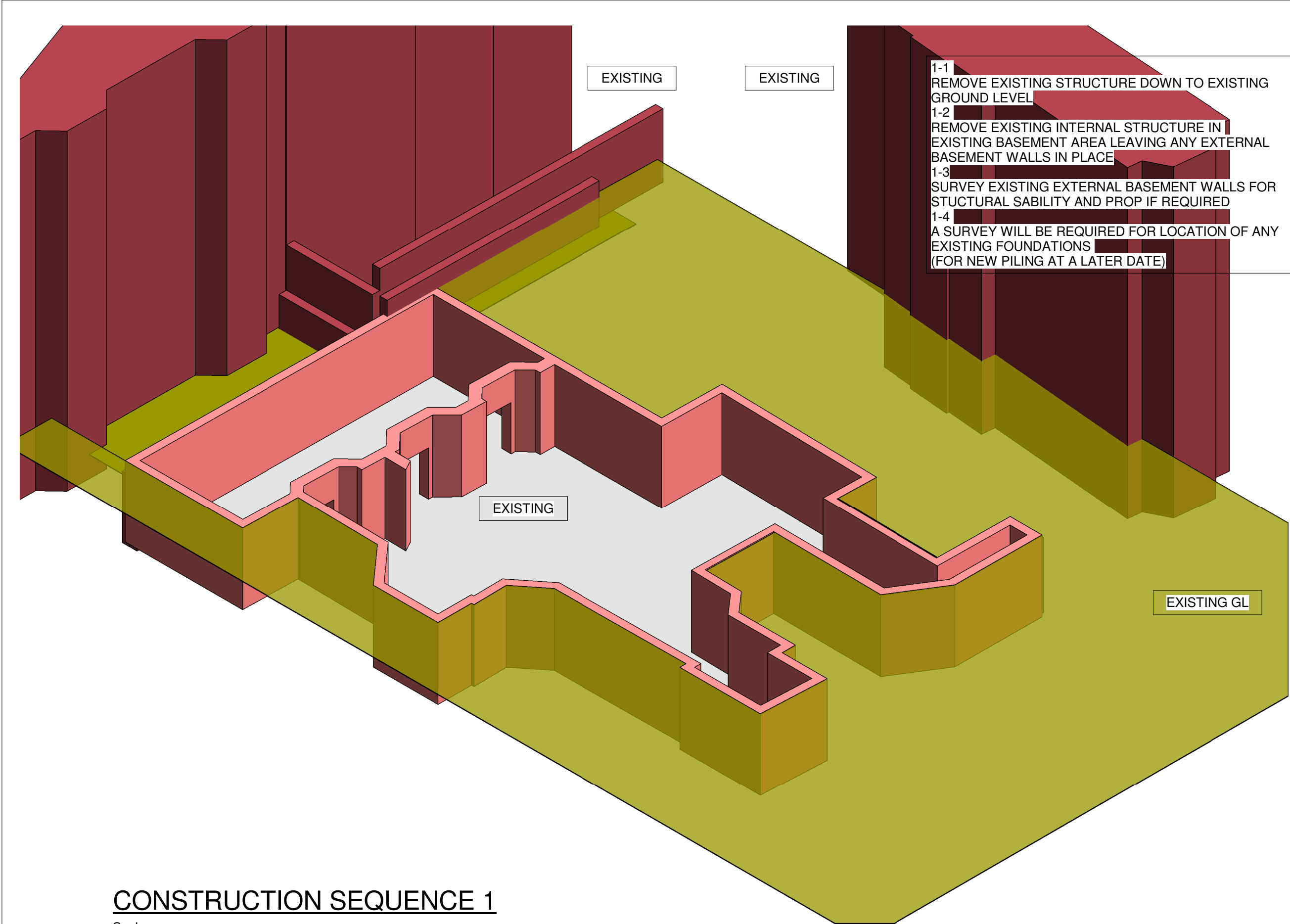
CLIENT:
Empiric (London, Francis Gardner Hall)
Limited

SCALE@A1:

PROJECT REF: 19366 STATUS: REV: P2
DRAWING No.: 19366-JUBB-XX-XX-DR-S-031

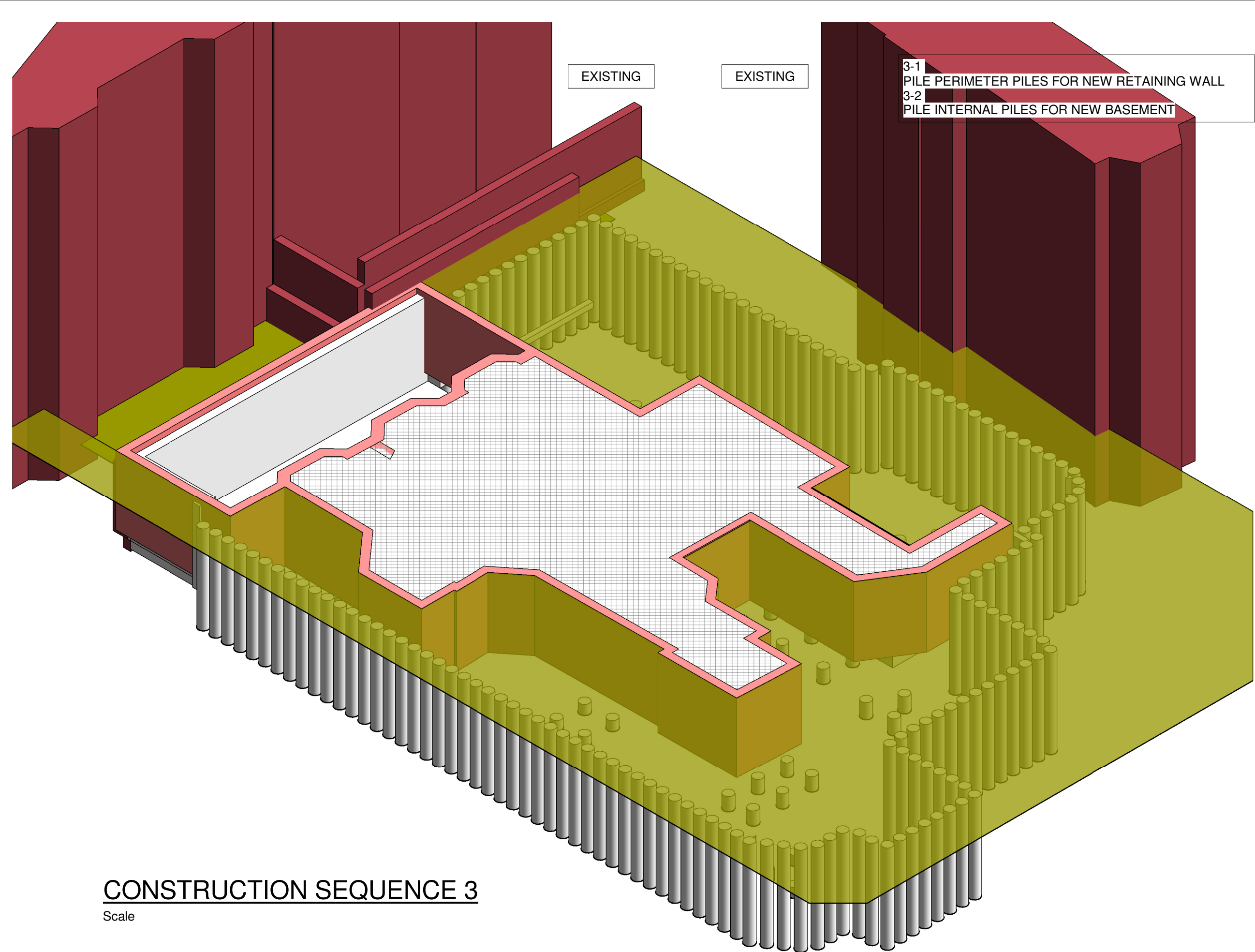
Revision Referencing
P = Preliminary A = Approval T = Tender C = Construction





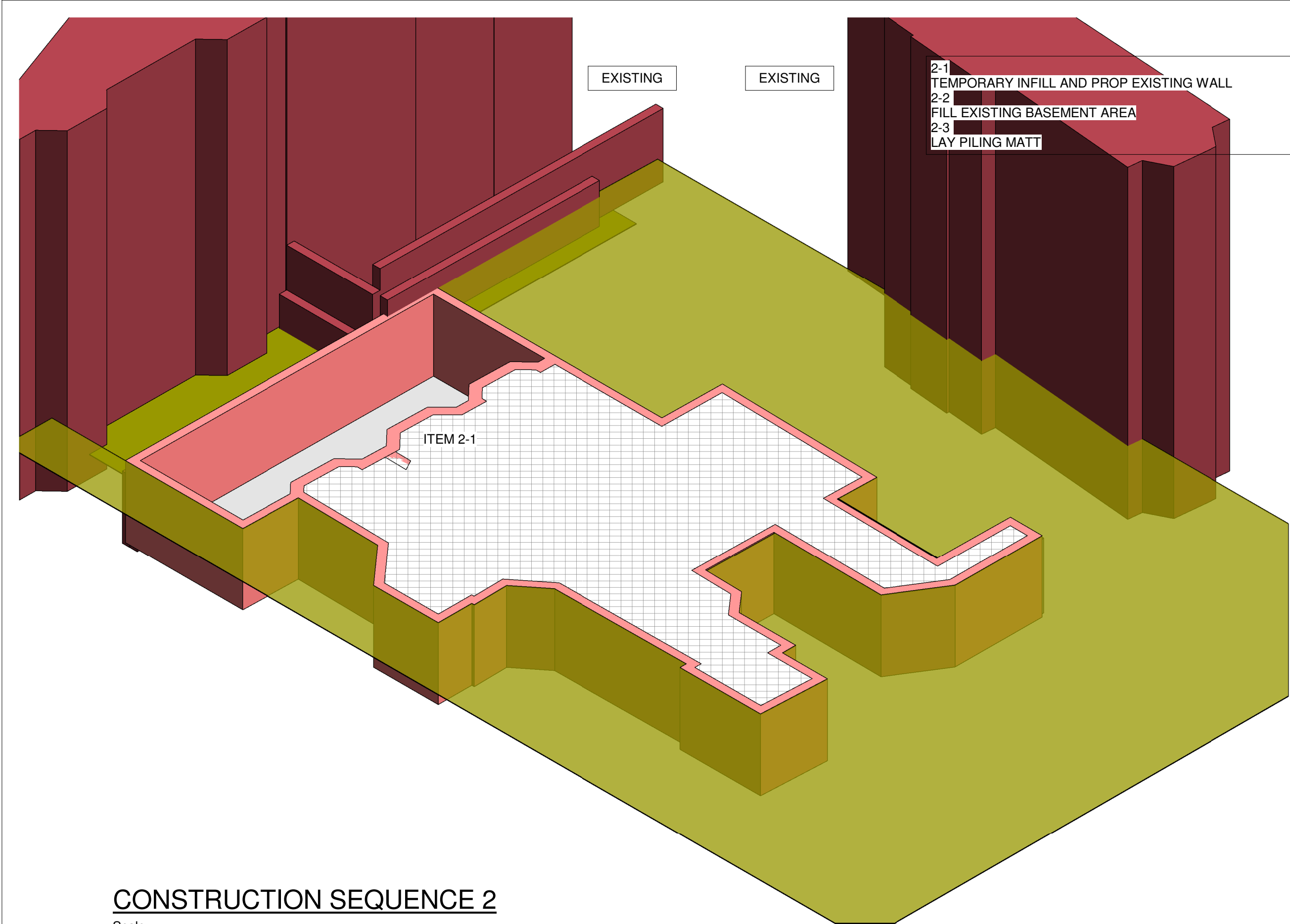
CONSTRUCTION SEQUENCE 1

Scale



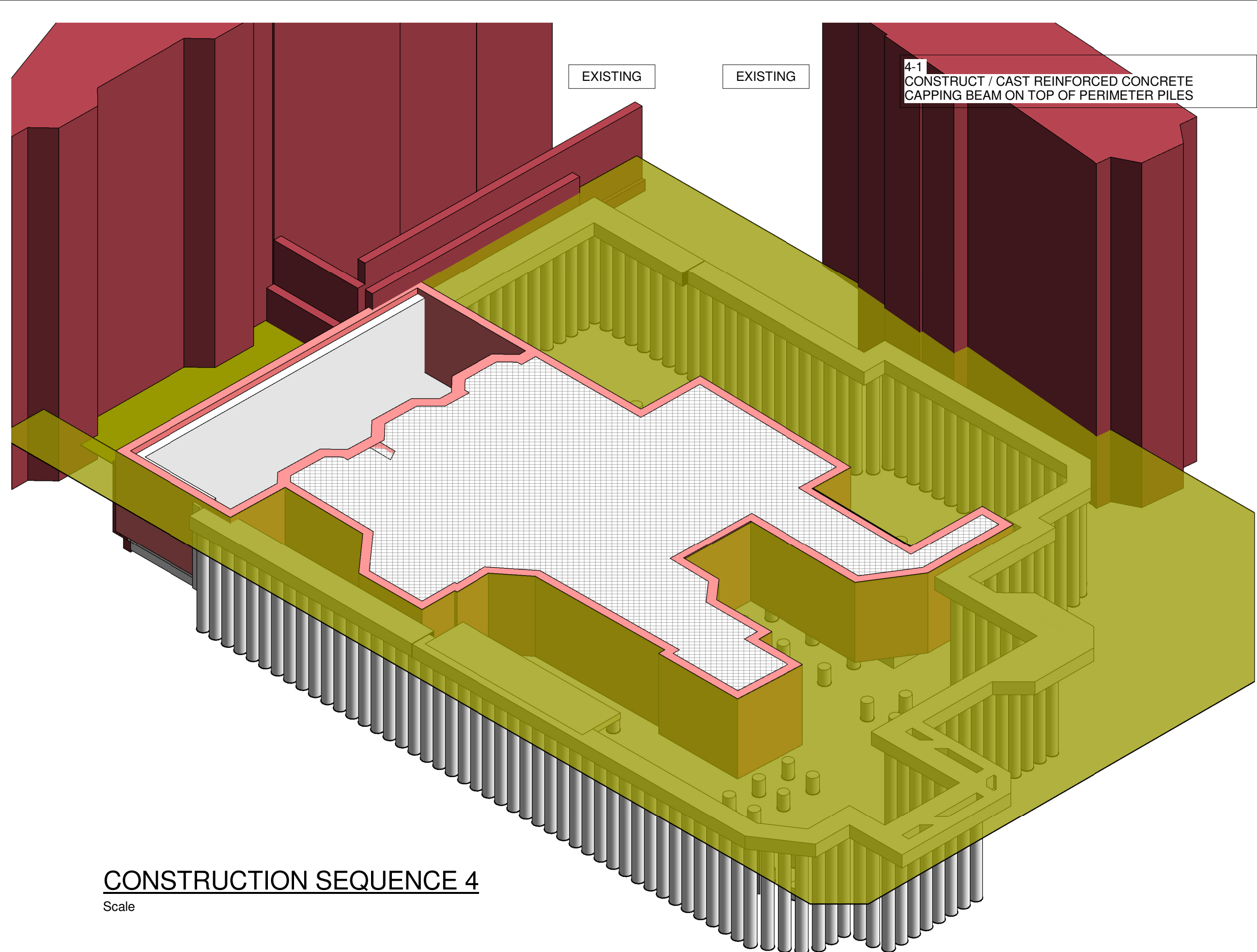
CONSTRUCTION SEQUENCE 3

Scale



CONSTRUCTION SEQUENCE 2

Scale



CONSTRUCTION SEQUENCE 4

Scale

NOTES

1. THIS DRAWING IS TO BE READ INCONJUNCTION WITH ALL RELEVANT ARCHITECTS AND SPECIALISTS LATEST DRAWINGS AND SPECIFICATIONS. ANY DISCREPANCIES TO BE REPORTED PRIOR TO WORK BEING CARRIED OUT.
2. ALL DIMENSIONS ARE IN MILLIMETERS ALL LEVELS ARE IN METRES
3. STRUCTURE TO BE CO-ORDINATED WITH ARCHITECTS AND M + E DRAWINGS/DESIGN

P1	17.02.20	PLANNING ISSUE	JRM	WY
Rev	Date	Description	By	Apvd

PROJECT:
FRANCIS GARDNER HOUSE.
LONDON

TITLE:
CONSTRUCTION SEQUENCE
SHEET 1

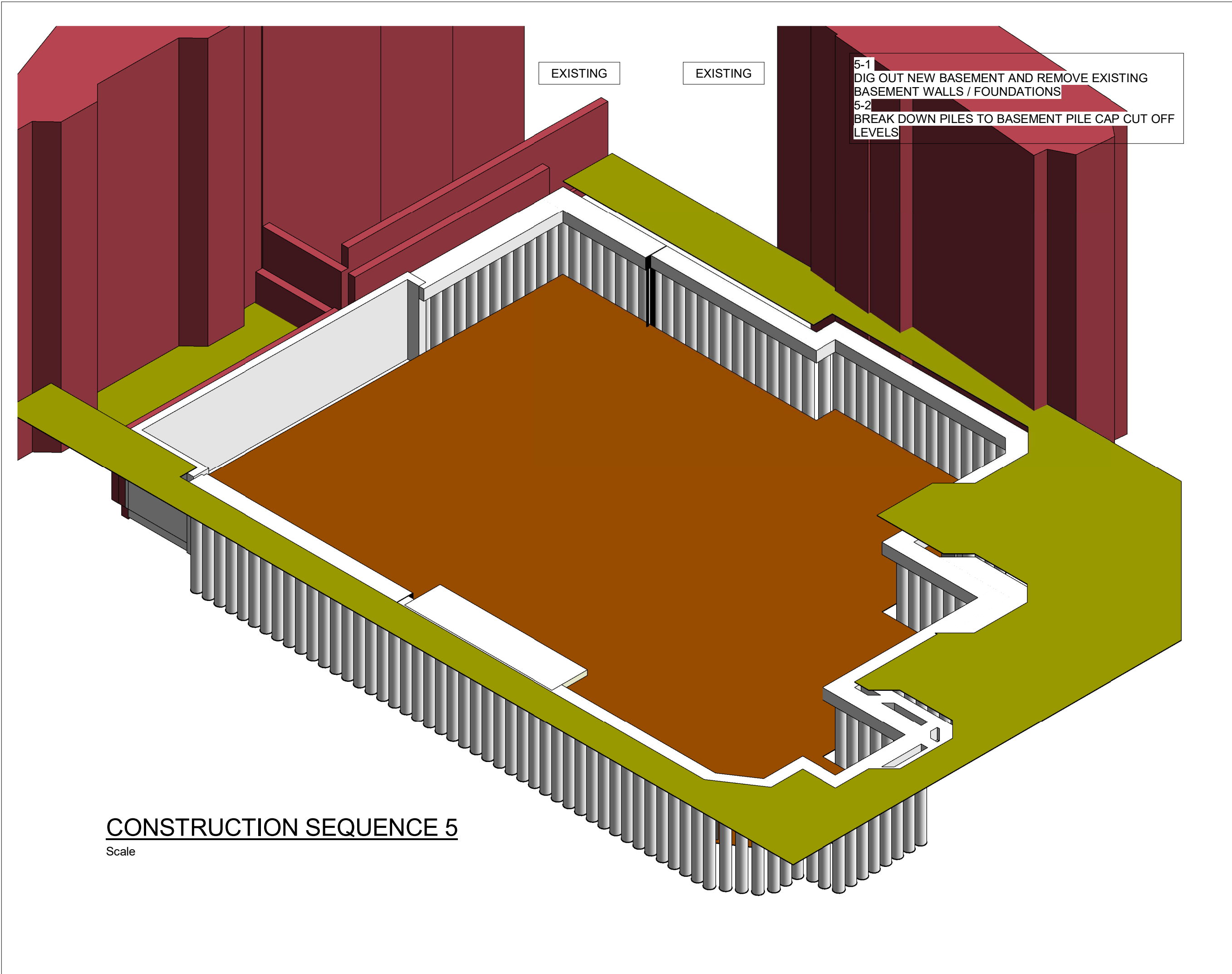
CLIENT:
Empiric (London, Francis Gardner Hall)
Limited

SCALE@A1:

PROJECT REF: 19366
DRAWING No.: 19366-JUBB-XX-XX-DR-S-051
STATUS: REV: P1

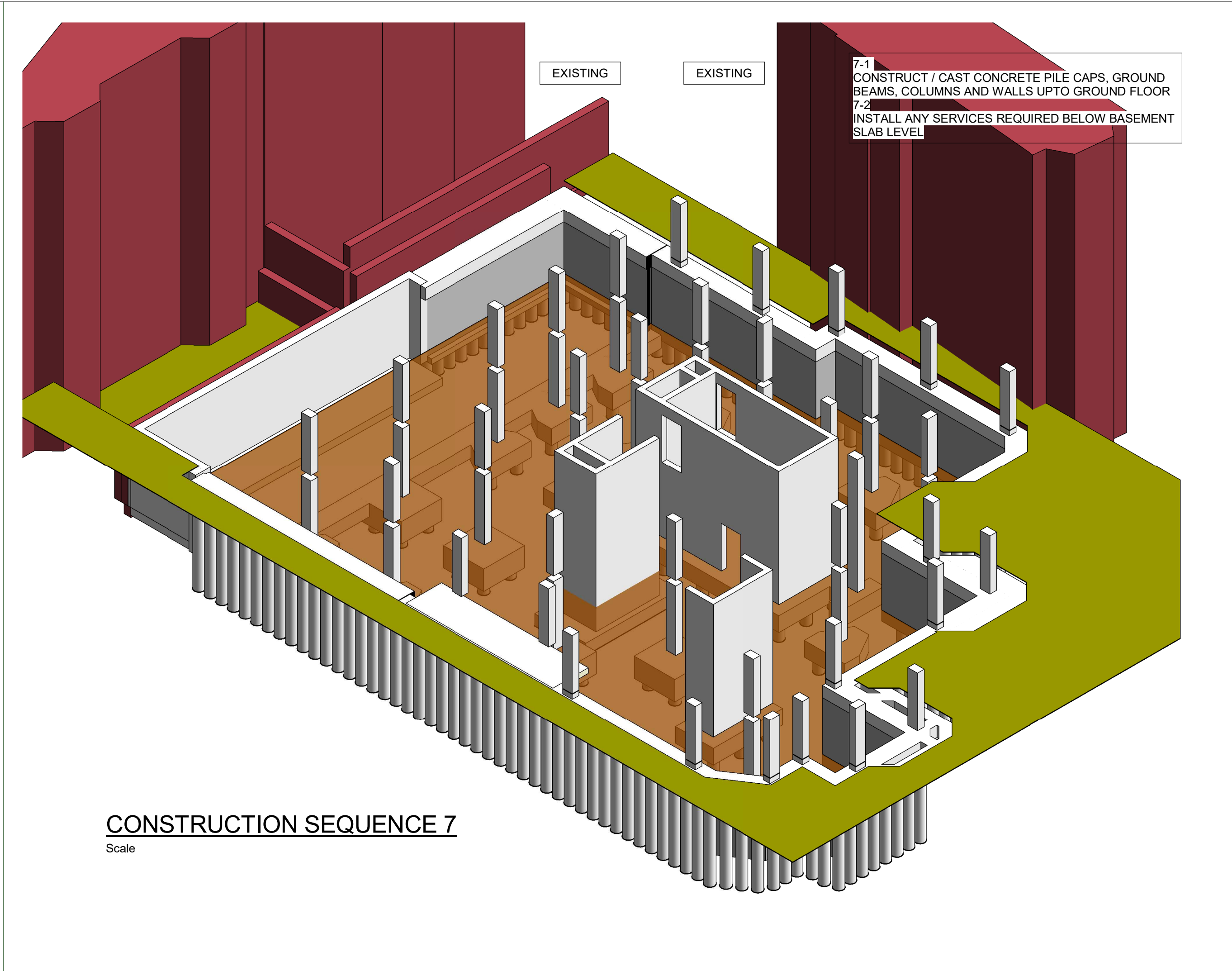
Revision Referencing
P = Preliminary A = Approval T = Tender C = Construction

Jubb



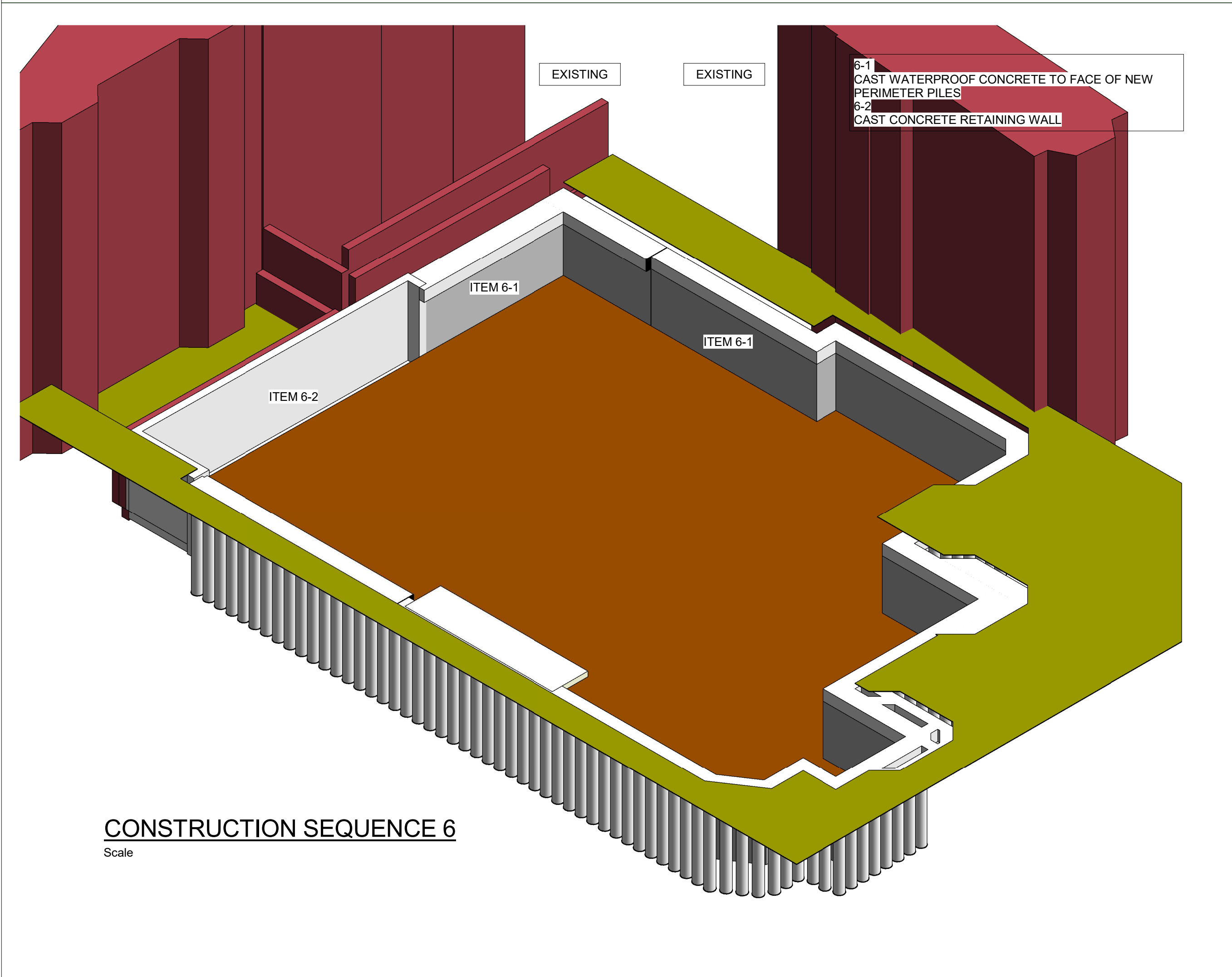
CONSTRUCTION SEQUENCE 5

Scale



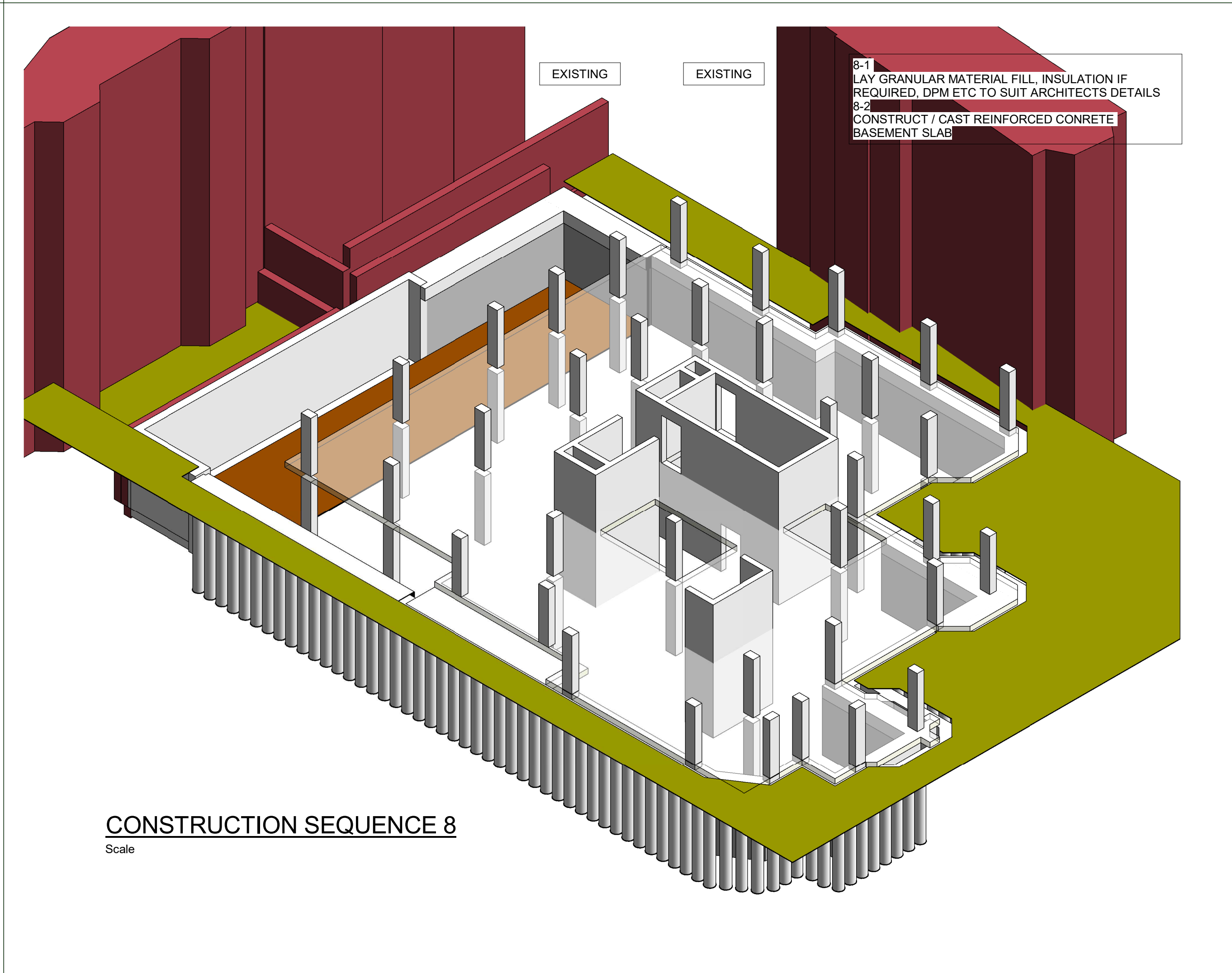
CONSTRUCTION SEQUENCE 7

Scale



CONSTRUCTION SEQUENCE 6

Scale



CONSTRUCTION SEQUENCE 8

Scale

NOTES

- THIS DRAWING IS TO BE READ INCONJUNCTION WITH ALL RELEVANT ARCHITECTS AND SPECIALISTS LATEST DRAWINGS AND SPECIFICATIONS. ANY DISCREPANCIES TO BE REPORTED PRIOR TO WORK BEING CARRIED OUT.
- ALL DIMENSIONS ARE IN MILLIMETERS
ALL LEVELS ARE IN METRES
- STRUCTURE TO BE CO-ORDINATED WITH ARCHITECTS AND M + E DRAWINGS/DESIGN

P1	17.02.20	PLANNING ISSUE	JRM	WY
Rev	Date	Description	By	Apvd

PROJECT:
FRANCIS GARDNER HOUSE.
LONDON

TITLE:
CONSTRUCTION SEQUENCE
SHEET 2

CLIENT:
Empiric (London, Francis Gardner Hall)
Limited

SCALE@A1:

PROJECT REF:
19366

DRAWING No.:
19366-JUBB-XX-XX-DR-S-052


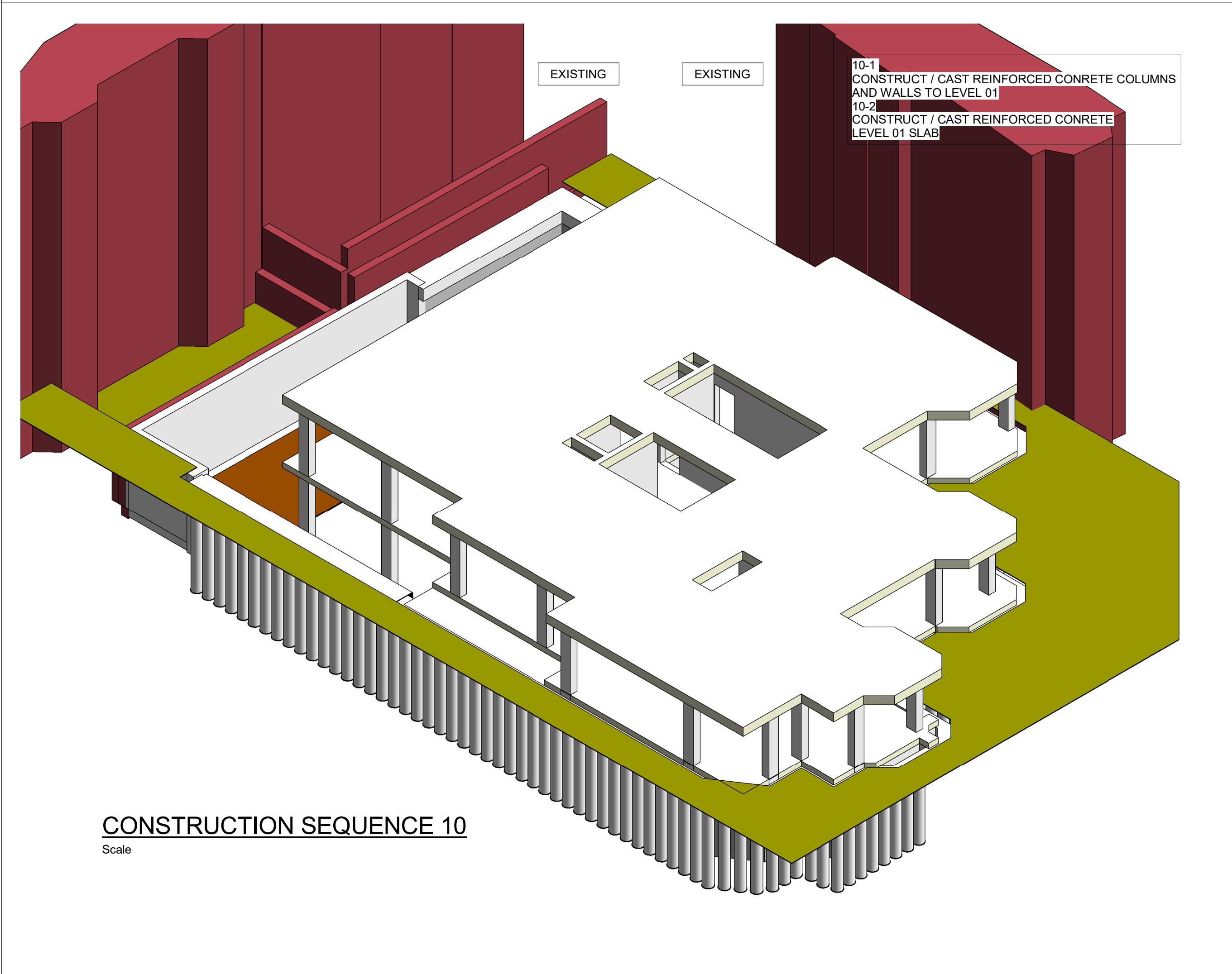
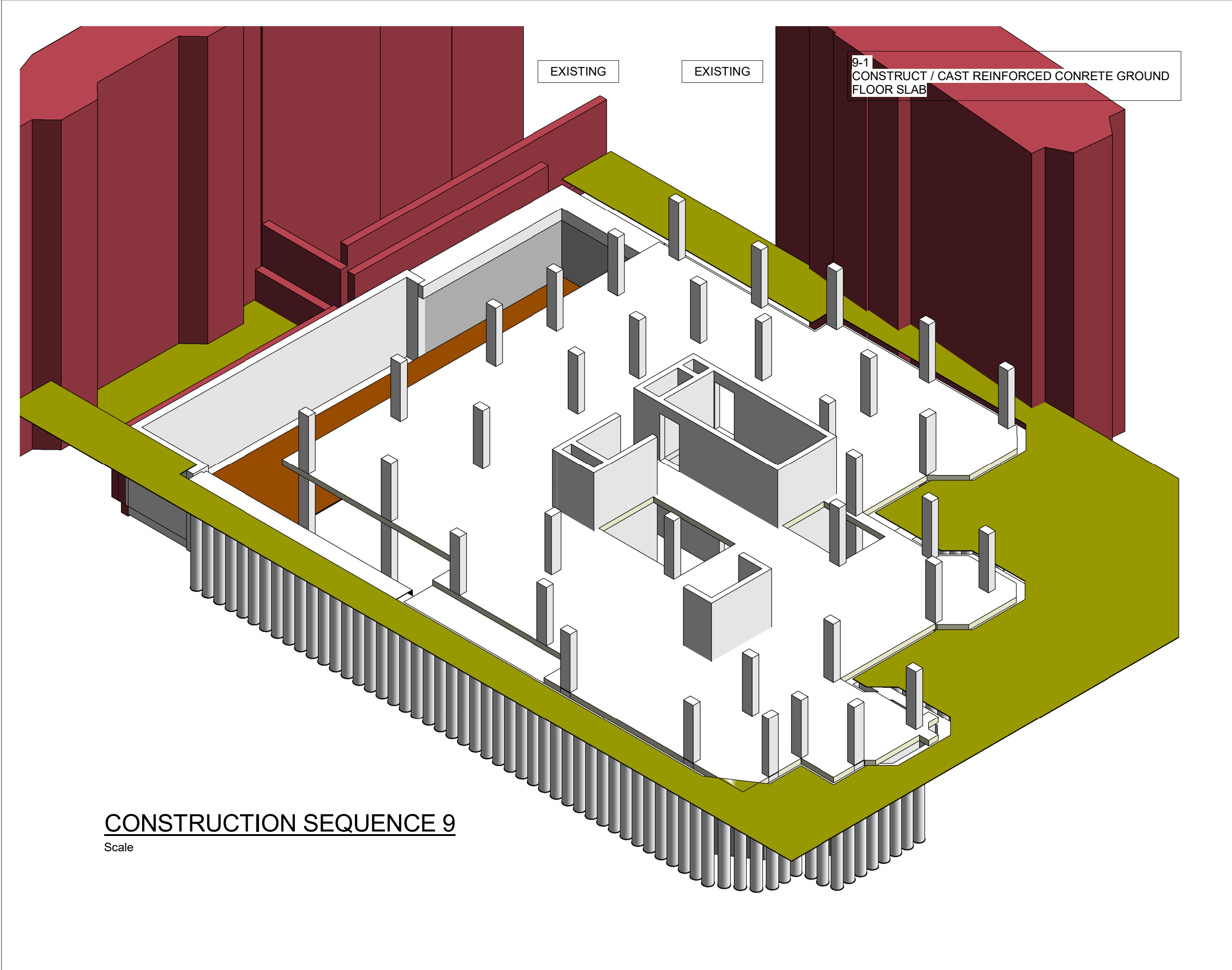
STATUS: REV:
P1

Revision Referencing
P = Preliminary A = Approval T = Tender C = Construction

Jubb

Bristol, Cardiff, Plymouth, Winchester
2A Oak Tree Court, Mulberry Drive, Cardiff Gate Business Park, Cardiff

jubb.uk.com
+44(0)292 052 4444



- NOTES
1. THIS DRAWING IS TO BE READ INCONJUNCTION WITH ALL RELEVANT ARCHITECTS AND SPECIALISTS LATEST DRAWINGS AND SPECIFICATIONS. ANY DISCREPANCIES TO BE REPORTED PRIOR TO WORK BEING CARRIED OUT.
 2. ALL DIMENSIONS ARE IN MILLIMETERS
ALL LEVELS ARE IN METRES
 3. STRUCTURE TO BE CO-ORDINATED WITH ARCHITECTS AND M + E DRAWINGS/DESIGN

P1	17.02.20	PLANNING ISSUE	JRM	WY
Rev	Date	Description	By	Apvd

PROJECT:
FRANCIS GARDNER HOUSE.
LONDON

TITLE:
CONSTRUCTION SEQUENCE
SHEET 3

CLIENT:
Empiric (London, Francis Gardner Hall)
Limited

SCALE@A1:

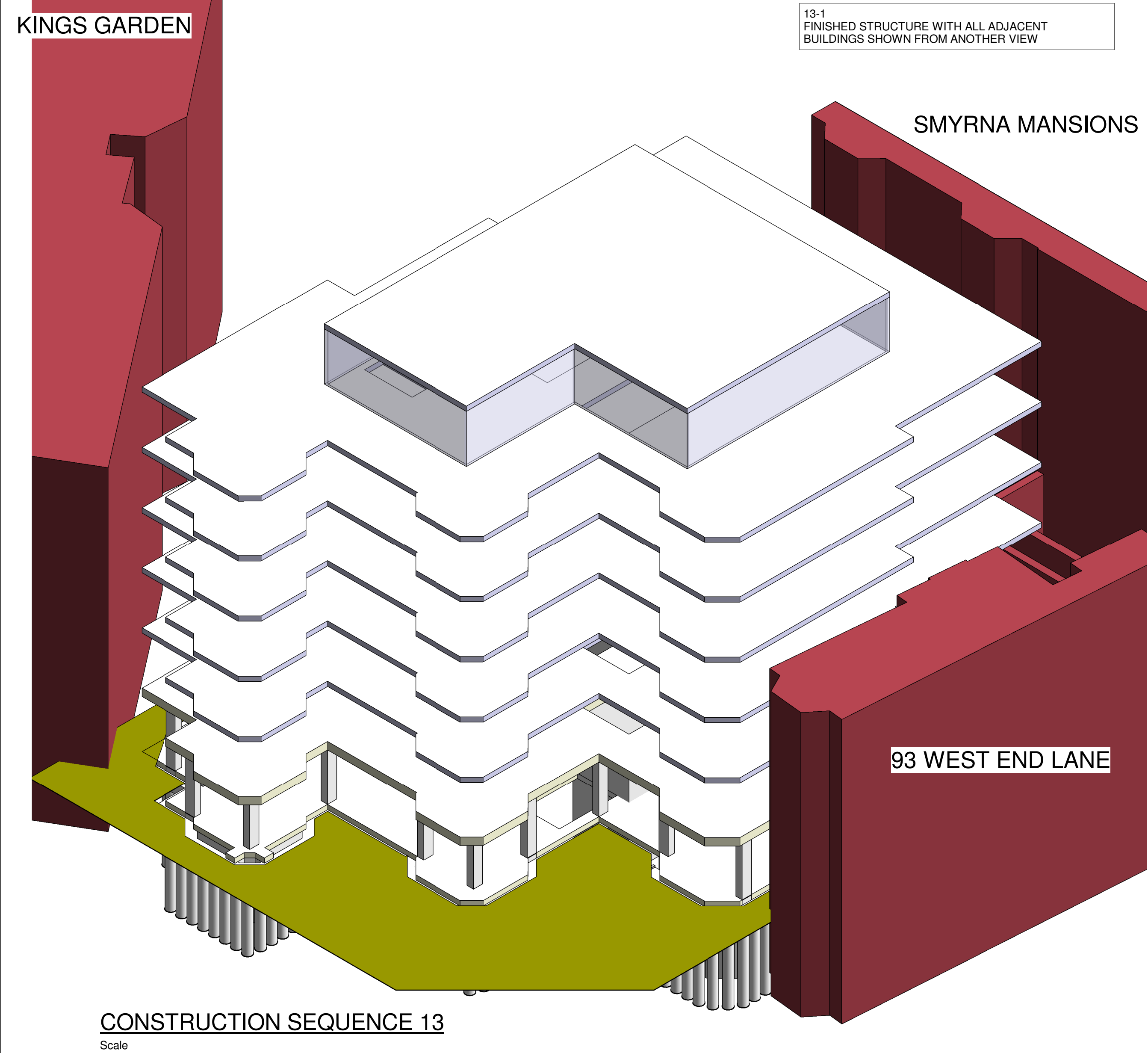
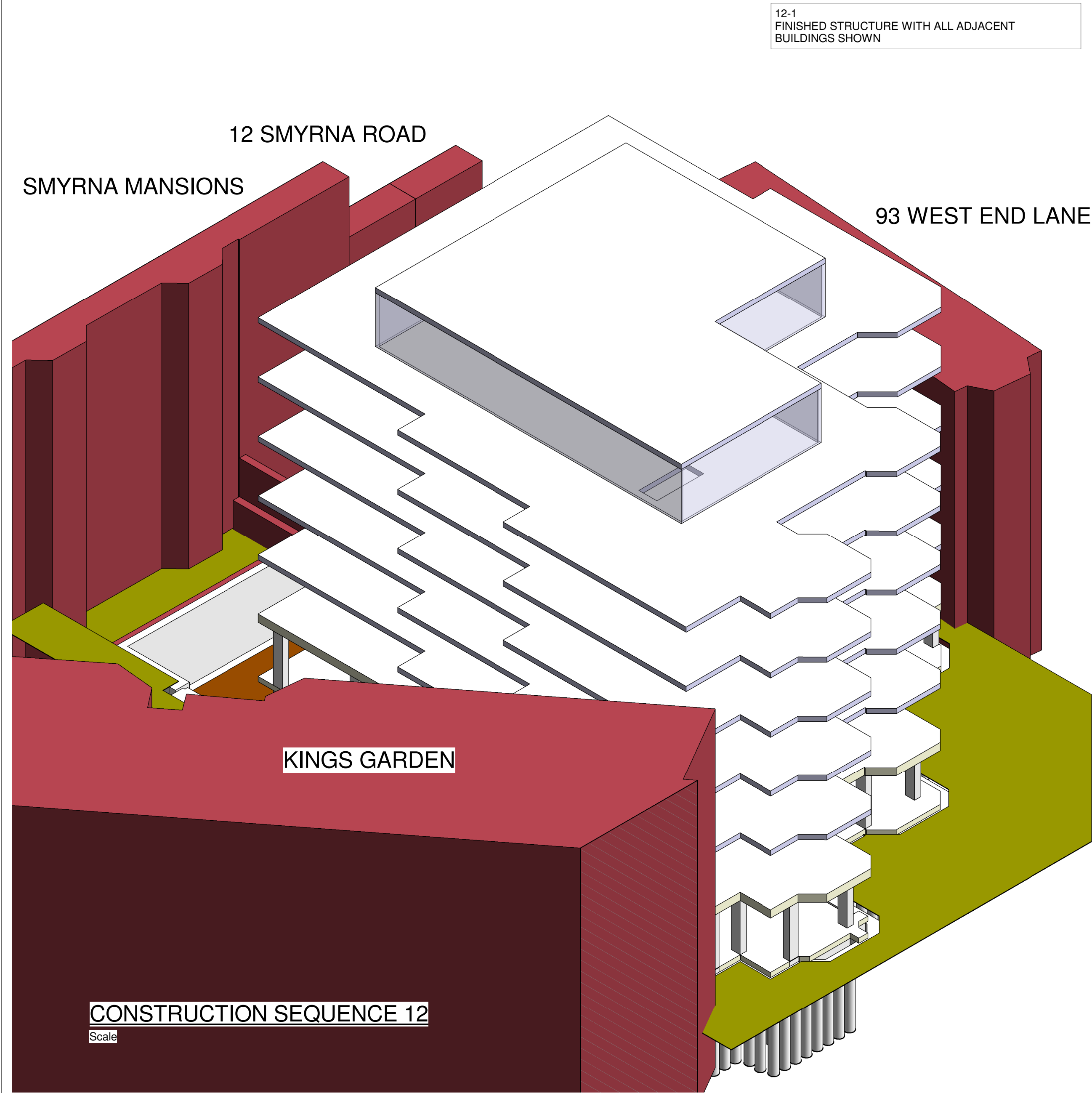
PROJECT REF: 19366
DRAWING No.: 19366-JUBB-XX-XX-DR-S-053

STATUS: REV: P1

Revision Referencing
P = Preliminary A = Approval T = Tender C = Construction



- NOTES
1. THIS DRAWING IS TO BE READ INCONJUNCTION WITH ALL RELEVANT ARCHITECTS AND SPECIALISTS LATEST DRAWINGS AND SPECIFICATIONS. ANY DISCREPANCIES TO BE REPORTED PRIOR TO WORK BEING CARRIED OUT.
 2. ALL DIMENSIONS ARE IN MILLIMETERS ALL LEVELS ARE IN METRES
 3. STRUCTURE TO BE CO-ORDINATED WITH ARCHITECTS AND M + E DRAWINGS/DESIGN



P1	18.02.20	PLANNING ISSUE	JRM	WY
Rev	Date	Description	By	Apvd

PROJECT:
FRANCIS GARDNER HOUSE.
LONDON

TITLE:
CONSTRUCTION SEQUENCE
SHEET 4

CLIENT:
Empiric (London, Francis Gardner Hall)
Limited

SCALE@A1:

PROJECT REF: 19366 STATUS: REV: P1
DRAWING No.: 19366-JUBB-XX-XX-DR-S-054

Revision Referencing
P = Preliminary A = Approval T = Tender C = Construction

