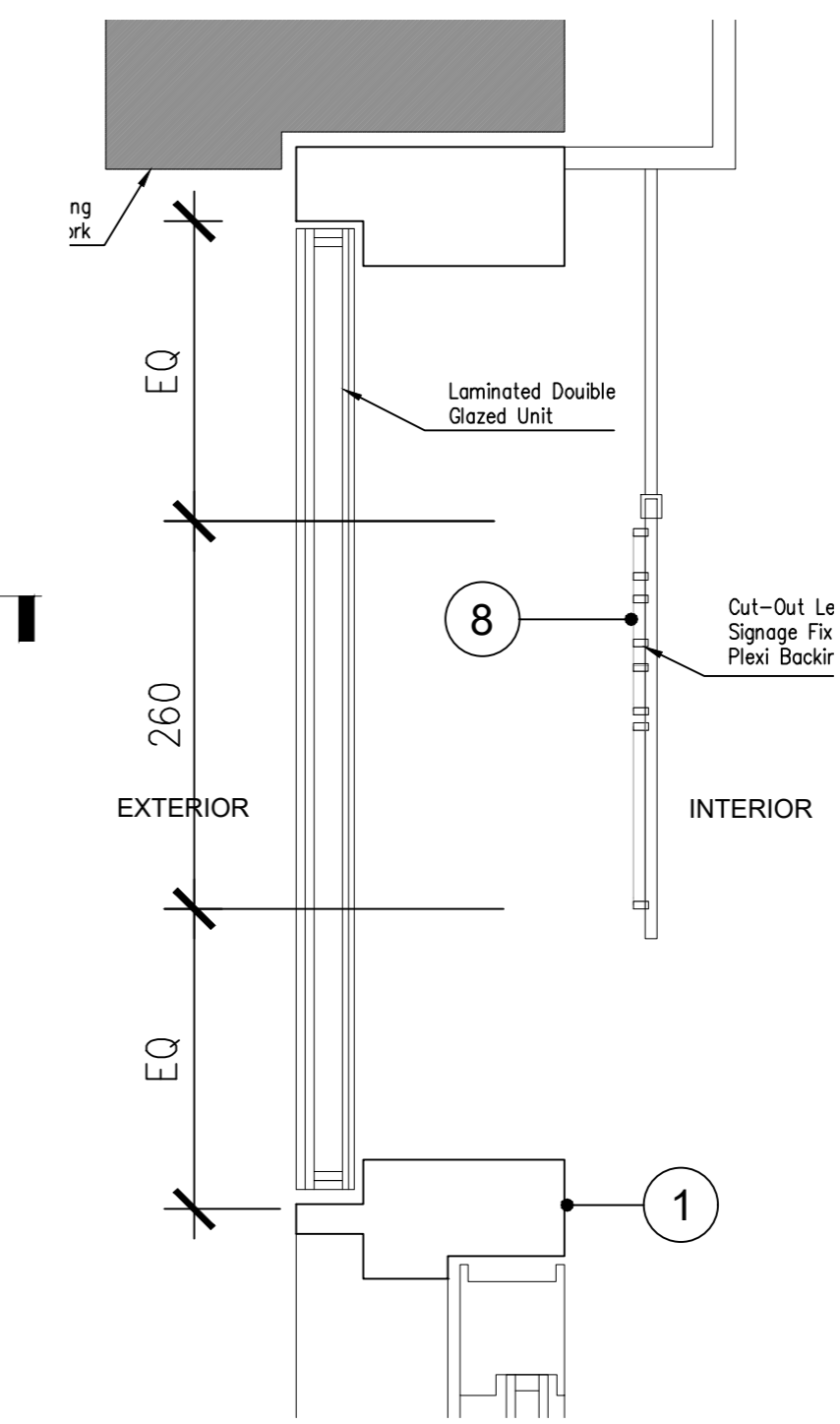
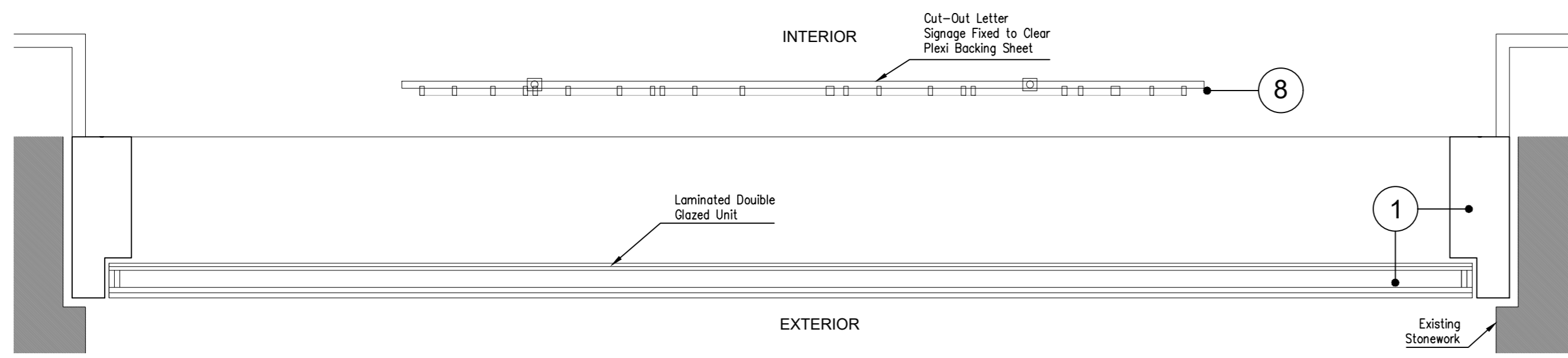


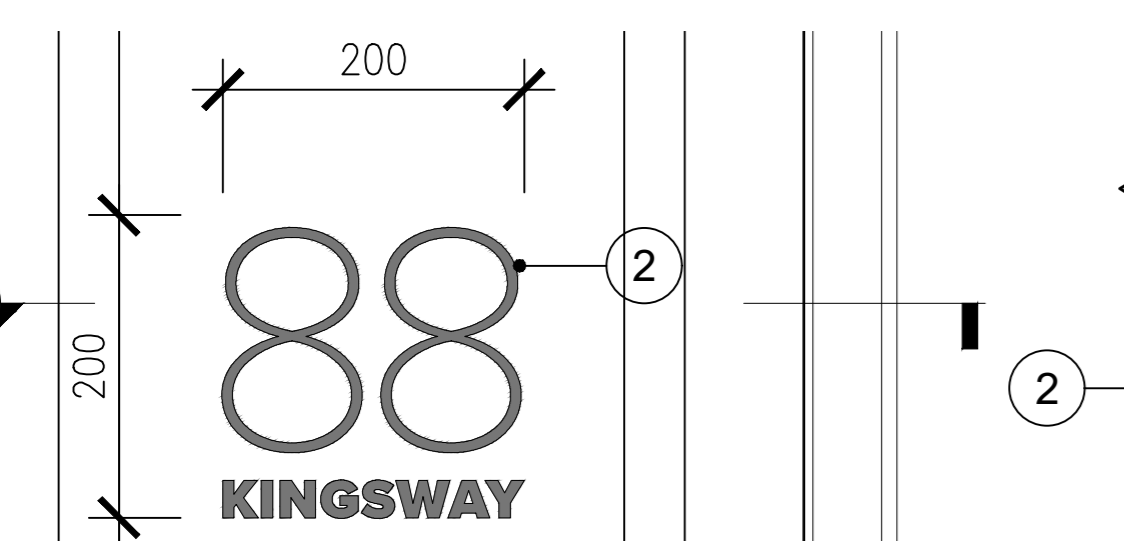
**1 PROPOSED SIGNAGE – GLAZED OVER PANEL**  
scale: 1:5 (A2)



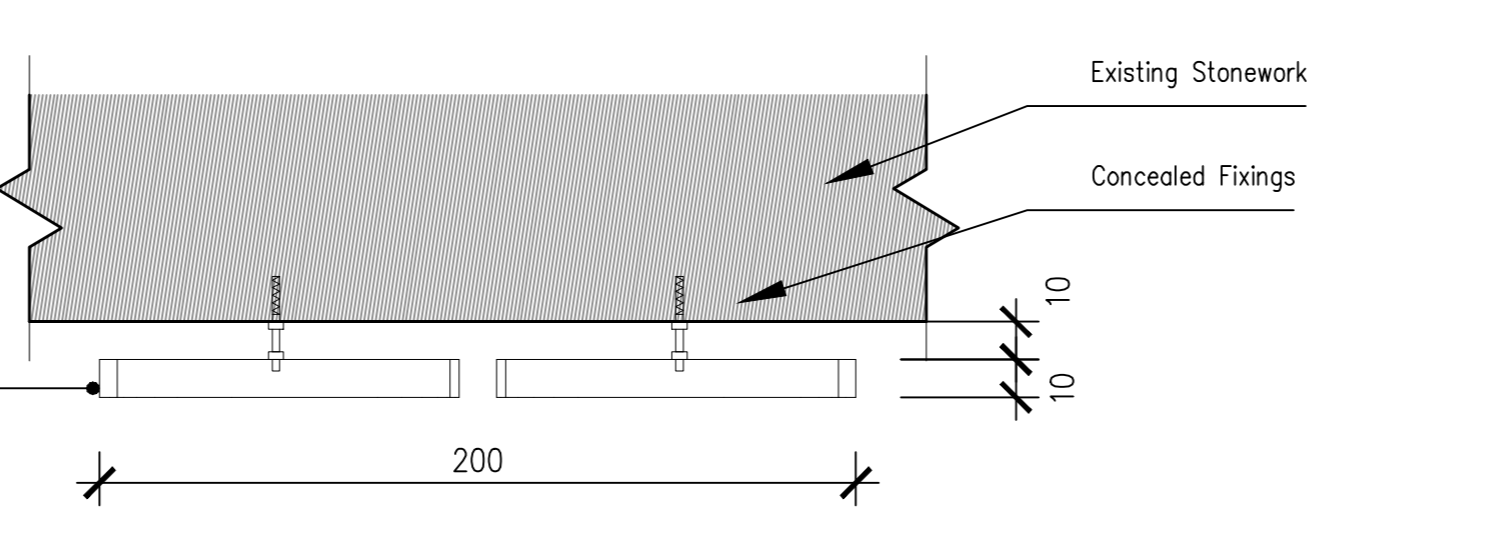
**5 DETAIL SECTION – GLAZED OVERPANEL SIGN**  
scale: 1:2 (A2)



**3 DETAIL PLAN – GLAZED OVERPANEL SIGN**  
scale: 1:5 (A2)

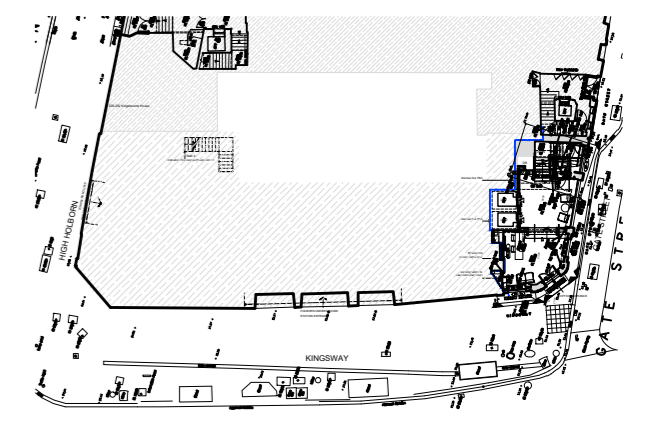


**2 PROPOSED SIGNAGE – CUT-OUT LETTERS OVER STONE**  
scale: 1:5 (A2)



**4 FIXING DETAIL PLAN – PROFILED LETTERS FIXED TO EXISTING STONEWORK**  
scale: 1:2 (A2)


- Copyright Rolfe Judd Ltd
- NOTES**
- 1 The Contractor must check and confirm all dimensions
  - 2 All discrepancies must be reported and resolved by the Architect before works commence
  - 3 This drawing is not to be scaled
  - 4 All work and materials to be in accordance with current applicable Statutory Legislation and to comply with all relevant Codes of Practice and British Standards



**MATERIALS KEY LEGEND**

1. Bronze coloured metal framed double glazed door
2. Nickel bronze metallic colour painted aluminium metal sign, cut-out letters, h=200mm, w=200, 3mm deep with 10mm spacers, not illuminated
3. Bronze coloured metal or stainless steel dry riser inlet cabinet with cut-out / high contrast letters
4. Extend existing timber door to align with new level threshold or new timber door to match existing
5. Bronze Coloured Ironmongery
6. Access Control
7. CCTV
8. Nickel bronze metallic colour painted acrylic sign cut-out letter outlines, h=260mm, w=860, 12mm deep letter profiles, fixed to Clear Plexi Backing Sheet, hung with nickel bronze metallic coloured aluminium rods, not illuminated.

P01 First Issue 29/07/20  
Rev Date



**Rolfe Judd**

Architecture Planning Interiors  
Old Church Court, Claylands Road, The Oval, London SW8 1NZ  
T 020 7556 1500  
www.rolfe-judd.co.uk

Client  
**Pillar Consulting/ Apriose**

Project  
**Holborn Central  
88 Kingsway  
WC2B 6AA**

Drawing  
**Proposed Signage Details  
Fixings & Materials**

Scale Date Status  
**1:5 @ A2 Aug 20 Planning**

Job Number Drawing Number Revision  
**6277 T20D01 P01**