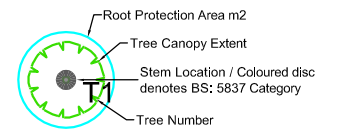


Tree Survey Drawing Key

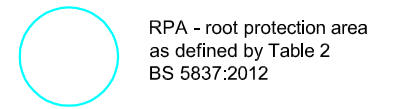


See Tamla Trees, Tree Survey for Individual Tree Details

KEY

Please refer to Tamla Trees report for details

- Category A - Trees of high quality
- Category B - moderate quality
- Category C - low quality
- Category U - Dead, Dying or Defect trees with <10 years retention value



NOTE Tree positions indicatively mapped due to lack of detailed topographical plan

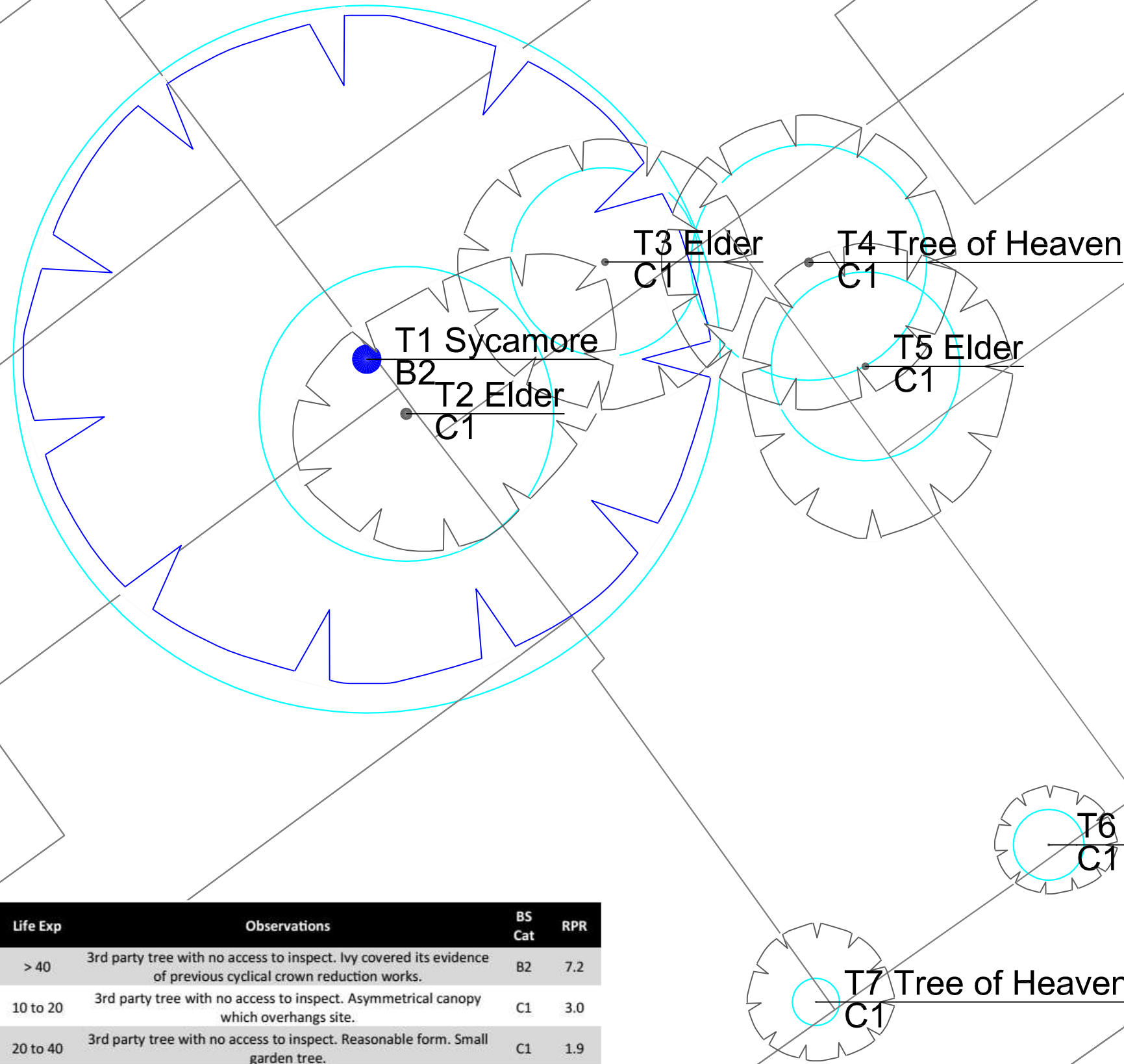
REV AMENDMENTS DRAWN DATE AUTH'D

PROJECT
**Car Park Site,
2 Lidlington Place,
Morningson Crescent**

CLIENT
Minh Quach

TITLE
Tree Constraint Plan (TCP)

Job	02992R	Scale	1:100 @ A3	DRG NO		Revision	
Date	26/11/2018	Type	a	02992P_TCP_01		-	



Tree No	Species	DBH	Height	Age Class	Life Exp	Observations	BS Cat	RPR
T1	Sycamore	0.6	19	Mature	> 40	3rd party tree with no access to inspect. Ivy covered its evidence of previous cyclical crown reduction works.	B2	7.2
T2	Elder	0.25	4.3	Mature	10 to 20	3rd party tree with no access to inspect. Asymmetrical canopy which overhangs site.	C1	3.0
T3	Elder	0.16	4.2	Early-mature	20 to 40	3rd party tree with no access to inspect. Reasonable form. Small garden tree.	C1	1.9
T4	Tree of Heaven	0.2	8	Early-mature	> 40	3rd party tree with no access to inspect. Establishing fast growing ornamental with high growth potential.	C1	2.4
T5	Elder	0.16	4.2	Early-mature	20 to 40	3rd party tree with no access to inspect. Small garden tree.	C1	1.9
T6	Fig	0.06	4	Young	<10	Self-set tree growing through concrete. Below BS size threshold.	C1	0.7
T7	Tree of Heaven	0.04	4.5	Young	10 to 20	3rd party tree with no access to inspect. Below BS size threshold. Poor form.	C1	0.5