



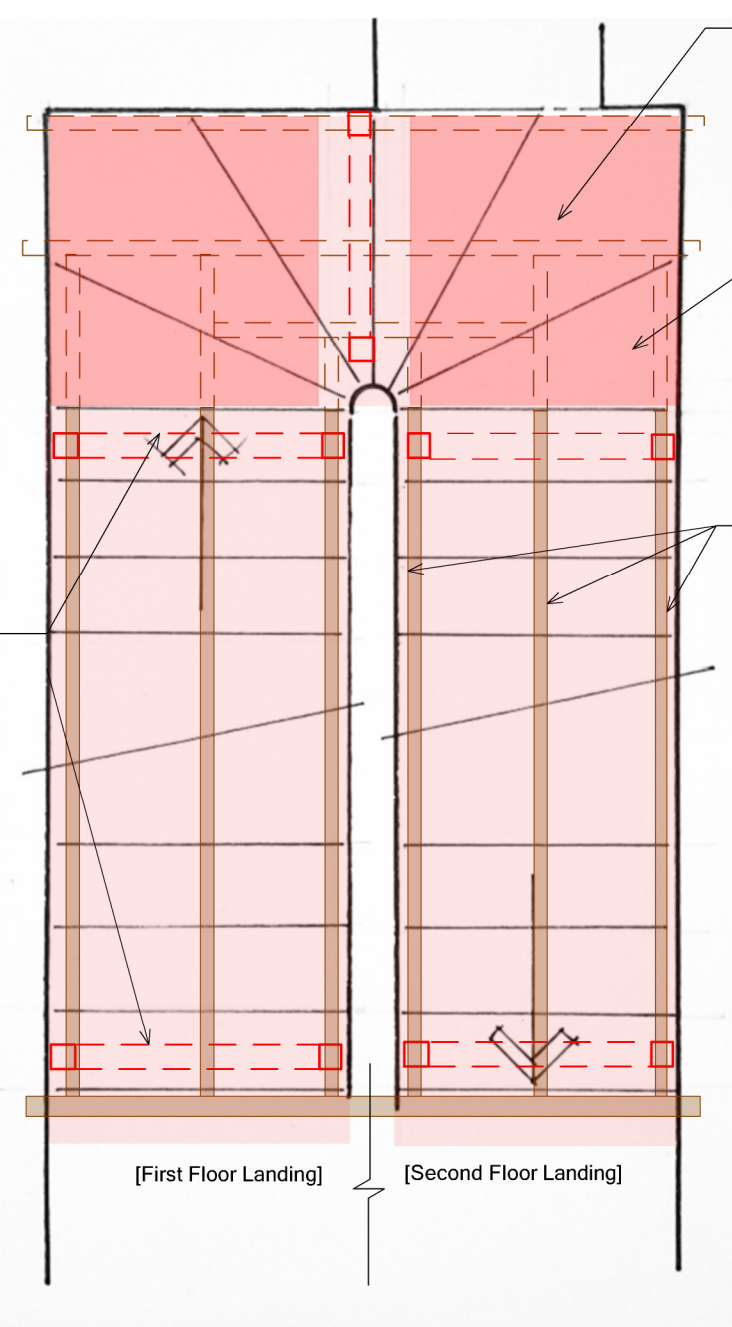
Job No. 16.749	Drawn DE	Client 4 Handel Street Ltd	david narro associates Consulting Structural & Civil Engineers
Drg No. SK04	Checked	Job Title Staircase at 4 Handel Street, London WC1	
Date Aug 2016	Scale NTS	Sheet Title Stair Repairs	



Step 3 - Further removal of finishes

 Indicates areas of lath & plaster finishes to underside of stait to be stripped at this stage

 Areas of lath & plaster finishes previous stripped



Once arrangement of carriage timber in winder section of stair known, strip finishes over full underside of stair.

Take up any remaining carpet, underlay and other finishes on top of stair at this stage

Existing timber carriage beams

Timber frame propping all three carriage beams

[First Floor Landing] [Second Floor Landing]

Plan of stair between first floor to second floor landings
(not to scale)