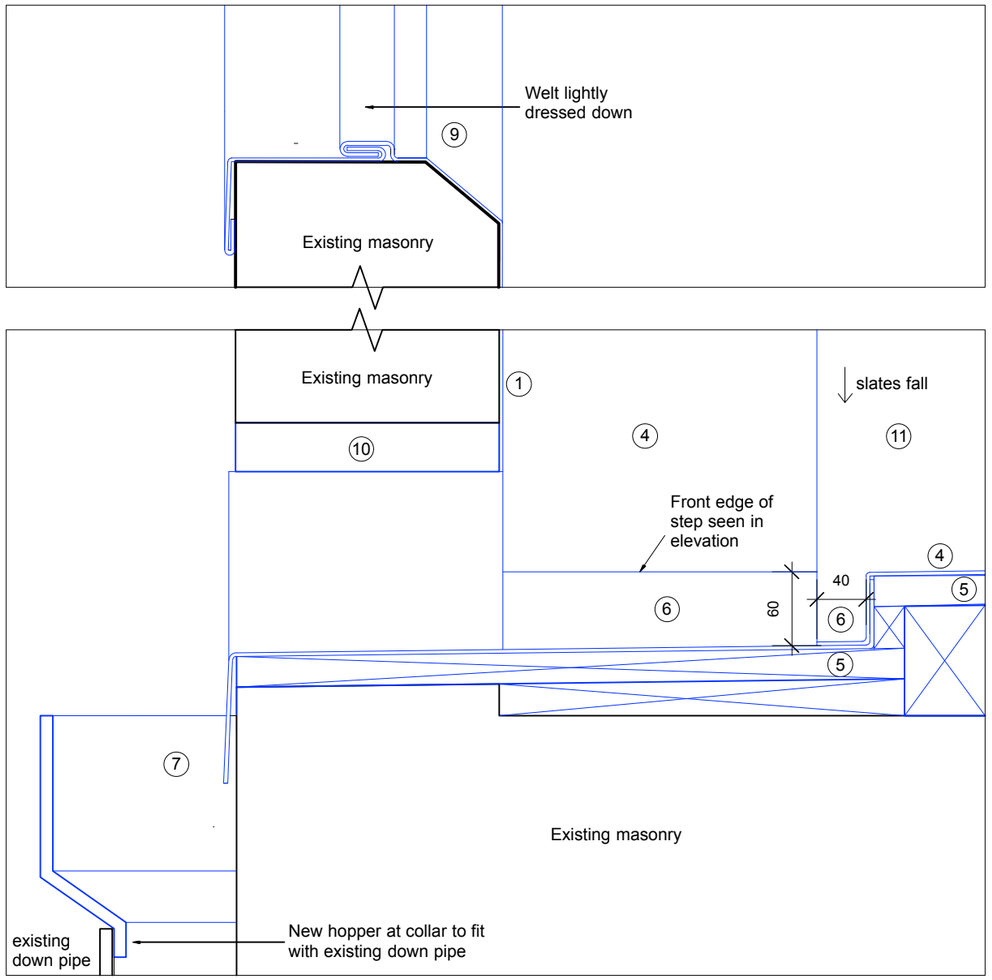

DETAIL 01, THROUGH REAR PARAPET AT CHUTE, scale 1:5

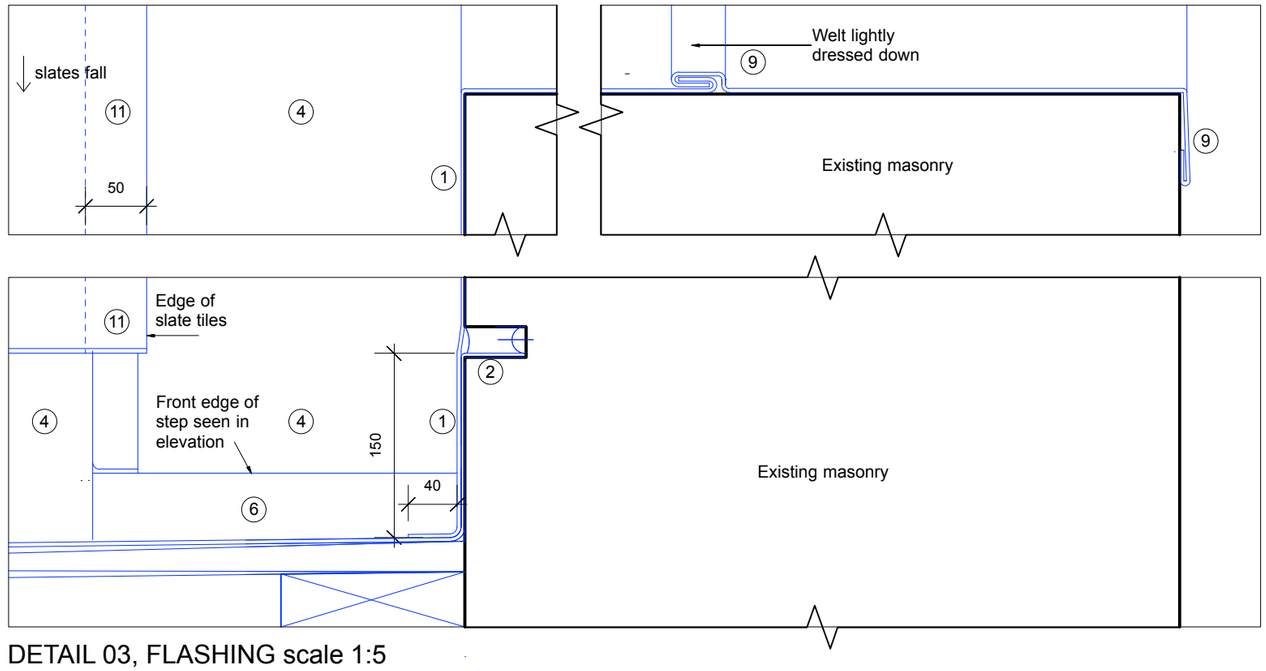

DETAIL 03, FLASHING scale 1:5

NOTES
1. New code 5 milled lead flashing to perimeter abutments in lengths not more than 1500mm. To Lead Sheet Association or equivalent guidelines
2. Lead flashing chased into masonry, minimum 25mm. Secure using brass or stainless steel screw & washer.
3. Allow for overlap of lead flashing in line with Lead Sheet Associationor equivalent guidelines.
4. Code 7 lead to new gutter profile. Gutter laid to 1:80 fall.
5. New 24mm WPB ply softwood boarding approx 125mm wide.
6. 60mm step. 40mm overlap of lead. 40mm splashlap. Carefully fix with copper nails at 50mm centres.
7. New cast iron hopper by JW Longbottom or similar approved. Hopper design and profile to match existing, but dimensions to suit calculation for rainwater run off. Hopper black painted to match downpipes.
8. Existing parapet walls to be removed of later render, to be refinished with a new mixture of sand and cement finish and painted to match existing.
9. Parapet wall and front pediment existing felt to be removed, and replaced with lead covering with welted joint. Secure with copper or stainless steel clip. Where lead is dressed over external facing pararpet, fold lead under, as per Lead Sheet Association or equivalent details.
10. Allow for stainless steel lintel to Structural Engineer's design
11. New natural slate (Welsh) installed to manufacturers guidelines. Double up at gutter.

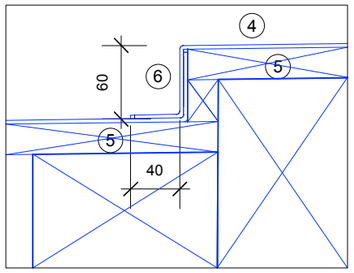

DETAIL 02, TYPICAL STEP, scale 1:5

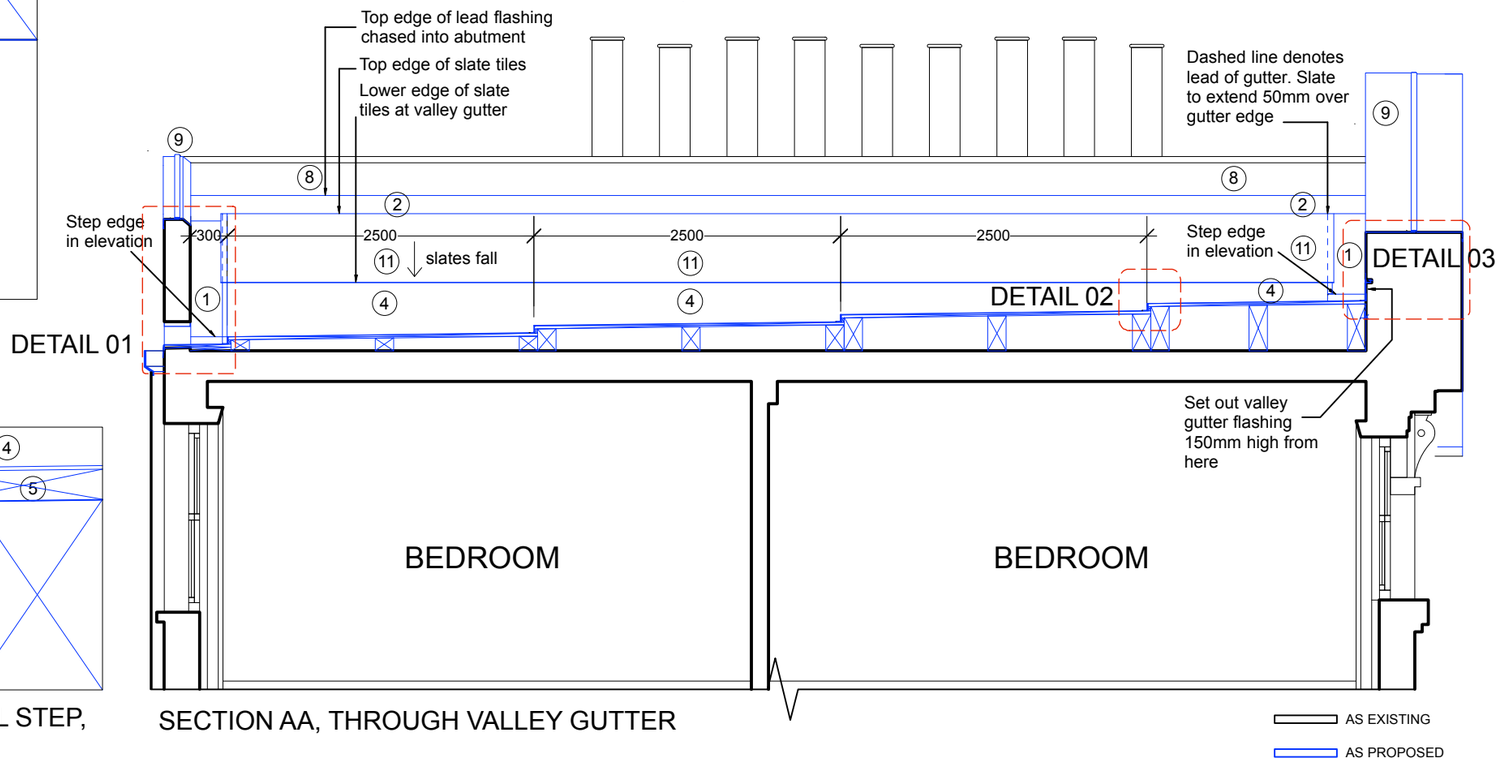

SECTION AA, THROUGH VALLEY GUTTER

AS EXISTING
AS PROPOSED

PROPOSED SECTION AA - SHOWING PROFILE OF NEW VALLEY GUTTER

-

REV.	DATE	DESCRIPTION	REV.	DATE	DESCRIPTION	REV.	DATE	DESCRIPTION

NOTE:
FOR THE PURPOSE OF PLANNING ONLY DRAWINGS CAN BE SCALED OFF.

ALL DIMENSIONS ARE IN MILLIMETERS. INCONSISTENCIES ARE TO BE REPORTED TO THE ARCHITECT IMMEDIATELY.

COPYRIGHT IS HELD BY SIMON MILLER ARCHITECTS LTD.

CLIENT:
ELIZABETH and ALASDAIR NISBET

PROJECT:
ROOF REPAIRS LISTED BUILDING PLANNING APPLICATION

SITE:
14 GLOUCESTER CRESCENT
CAMDEN TOWN - LONDON
NW1 7DS

DRAWING TITLE:
PROPOSED SECTION AA - PROFILE OF VALLEY GUTTER

SIMON MILLER
ARCHITECTS
T+44 (0)20 8201 9875
info@simonmillerarchitects.com
simonmillerarchitects
11 Portsdown Mews
Temple Fortune
London NW11 7HD

DATE:	JUNE 2020
DRAWN BY:	RC
SCALE:	1:50 @ A3
DRAWING NO.:	494 PL08
REVISION:	-