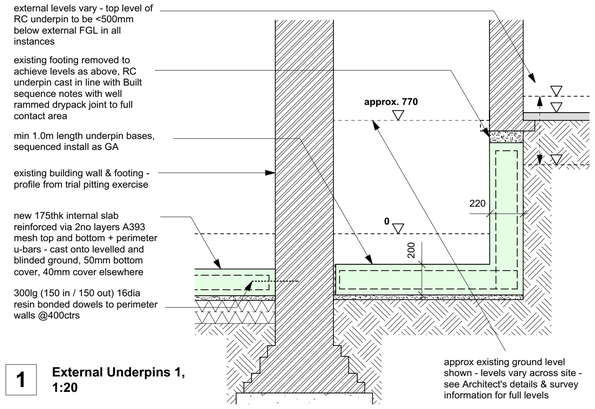

1 **External Underpins 1, 1:20**

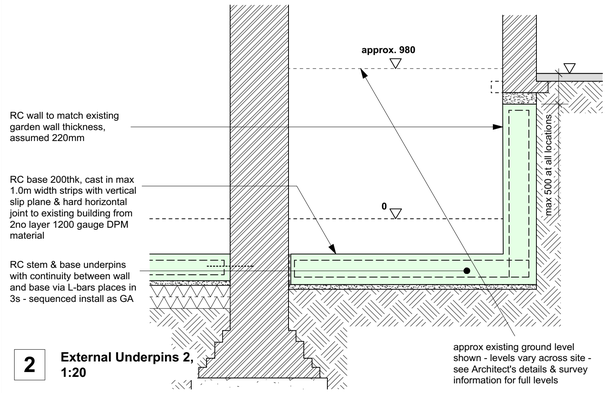

2 **External Underpins 2, 1:20**

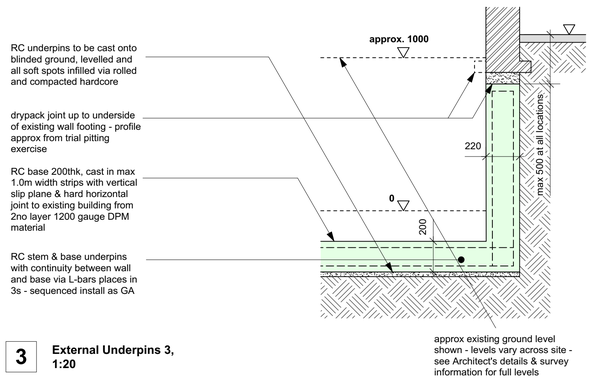

3 **External Underpins 3, 1:20**

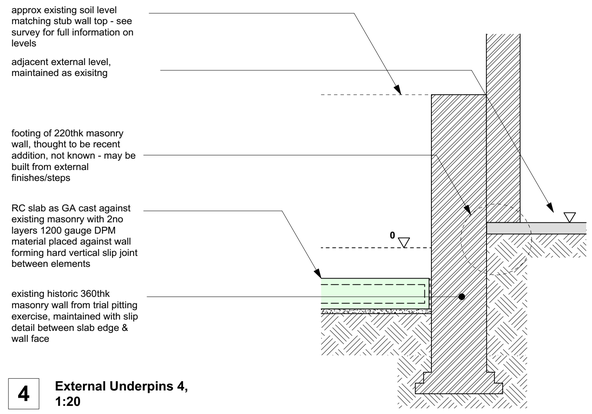

4 **External Underpins 4, 1:20**

5 **Not in Use, 1:1**

6 **Not in Use, 1:1**

7 **Not in Use, 1:1**

8 **Not in Use, 1:1**

9 **Not in Use, 1:1**

10 **Not in Use, 1:1**

11 **Not in Use, 1:1**

12 **Not in Use, 1:1**

13 **Not in Use, 1:1**

14 **Not in Use, 1:1**

15 **Not in Use, 1:1**

NOTES:

This drawing is to be read in conjunction with all other Architects and Engineers drawings, details and specifications.

Any discrepancies in the arrangement and details discovered on site, or otherwise, are to be reported to the Architect or Engineer immediately.

All dimensions in mm.

Do not scale from this drawing.

PRELIMINARY

rev.	description	date
P2	Updated to trial pit findings	14.05.20
P1	First issue for comment	21.04.20

BUILT ENGINEERS

Block K, 175 Bermondsey St
London SE1 3UW

Tel 020 7403 7711

mail@builtengineers.co.uk
www.builtengineers.co.uk

project: **Elizabeth Mews**	scale: as shown @ A1
	date: Apr 20
	drawn: rw
title: **Proposed Structural Details**	drg. no.: **2011/D01**
	rev.: **P2**