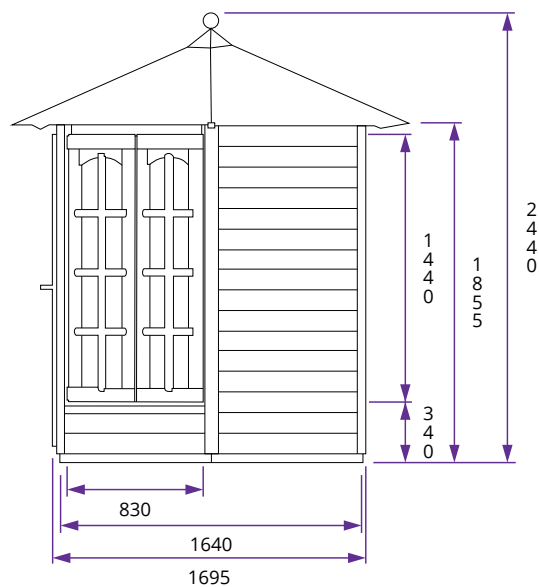
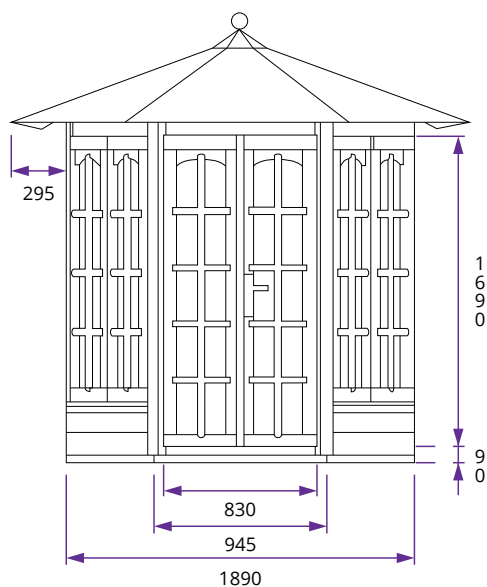
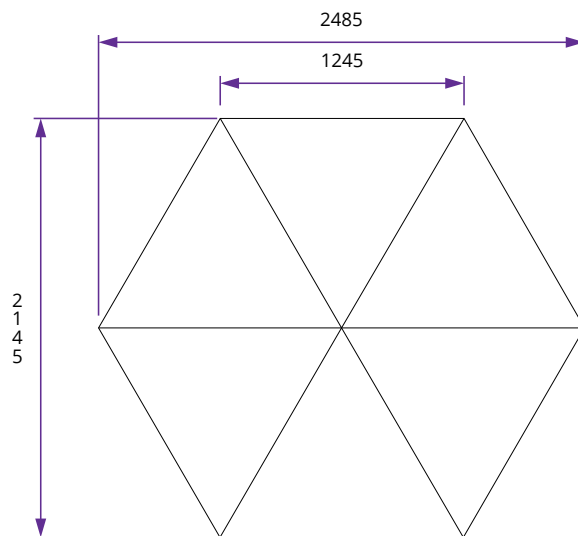


Vantage 190 Summerhouse W1.9m x D1.69m



Specification

- **Overall External Dimensions:** 2.48m x 2.14m (8' 1" x 7' 0")
- **External Width:** 1.89m (6' 2")
- **External Depth:** 1.69m (5' 6")
- **Internal Width:** 1.79m (5' 10")
- **Internal Depth:** 1.57m (5' 1")
- **Internal Area (m²):** 2.13m²
- **Ridge Height:** 2.44m (8' 0")
- **Internal Eaves Height:** 1.82m (5' 11")
- **Wall Thickness Options:** 16mm
- **Walls:** Spruce
- **Roof & Floor:** 10mm MFP Board
- **Floor Bearers:** Pressure Treated

- **Door Style:** French Doors, Fully Glazed
- **Door Opening Size:** 1.67m x 0.81m (5' 2" x 2' 7")
- **Door Locking System:** Cylinder Lock
- **Windows:** 2 French style opening
- **Window Opening Size:** 1.42m x 0.38m (4' 7" x 1' 2")
- **Glazing Material:** 4mm Toughened Glass
- **Approx. Assembly Time:** 1 - 2 Days*

*This is an approximate time only, based on 2 people. Assembly time may vary depending on season/weather conditions, foundation type, ability of those constructing, etc

• **Please Note:** All fixings needed for assembly are supplied