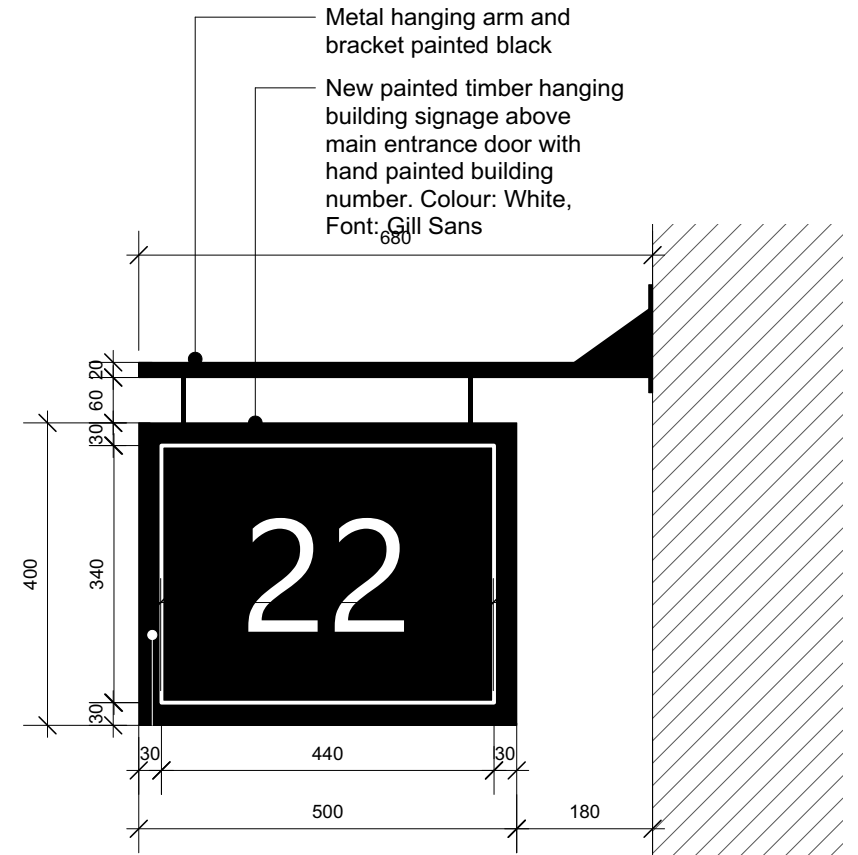
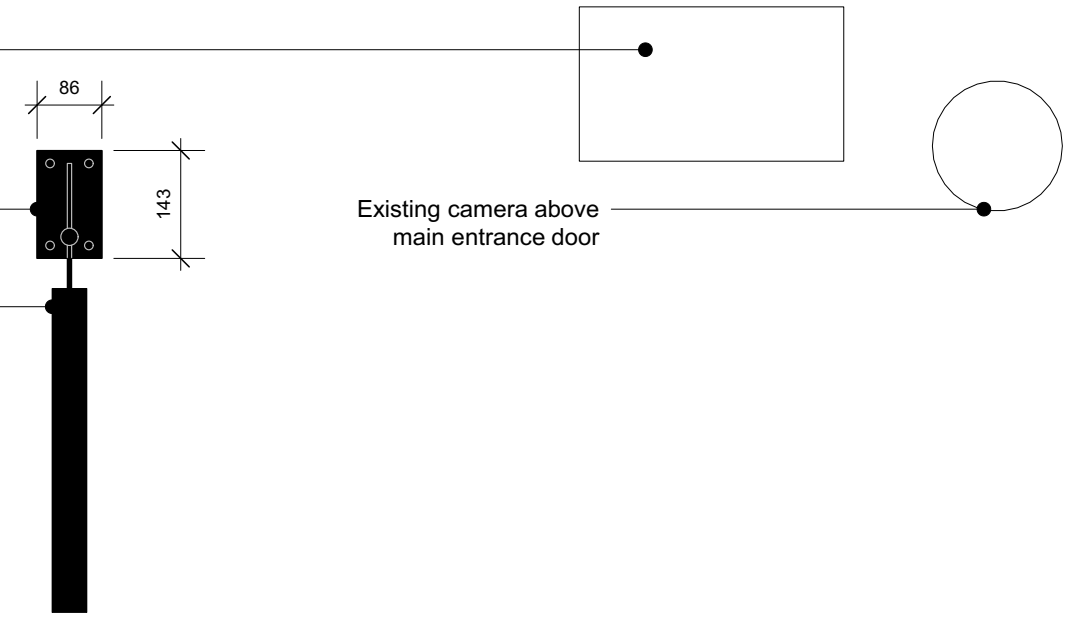


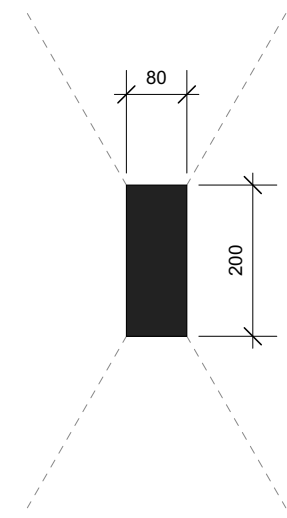
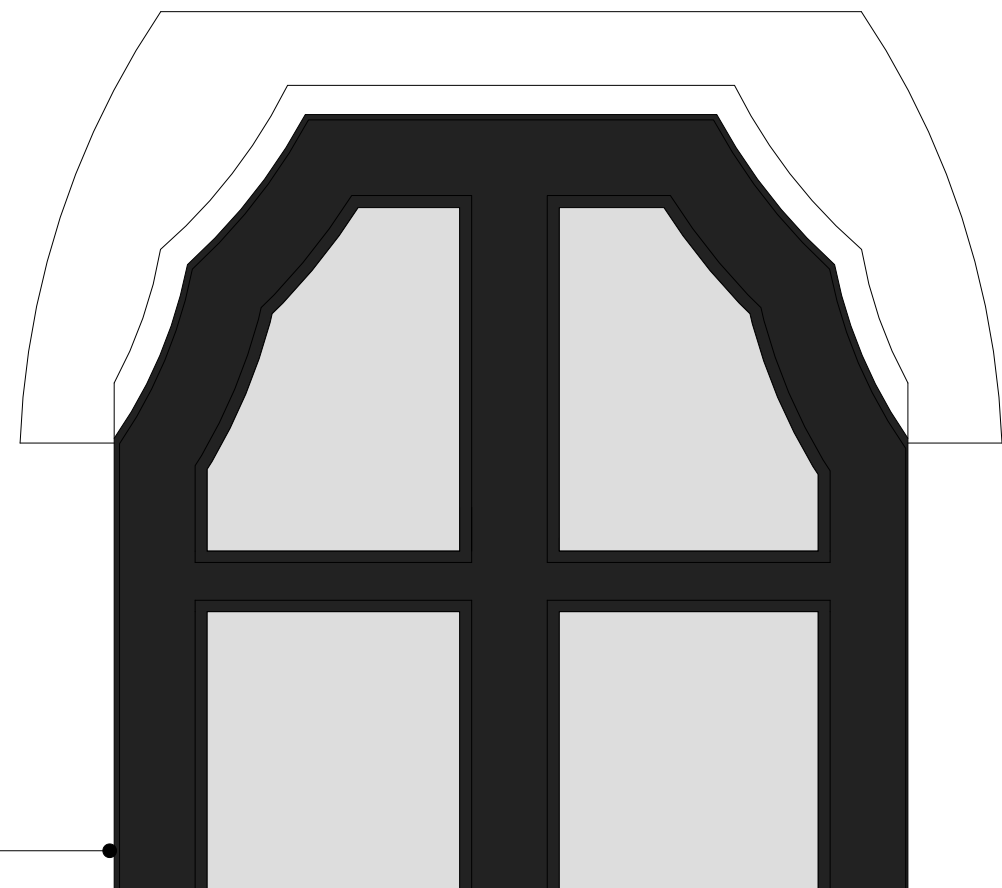
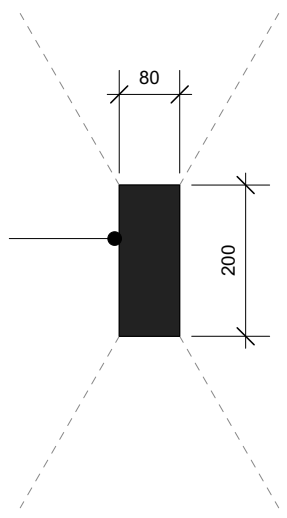
Existing alarm above main entrance door

Metal hanging arm and bracket painted black

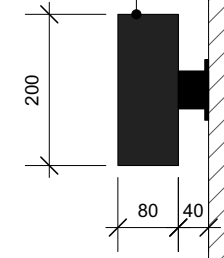
New painted timber hanging building signage above main entrance door with hand painted building number. Colour: White, Font: Gill Sans



New black, cylindrical 'up and down' light fittings to either side of main entrance door to be wall mounted with black metal bracket



New black, cylindrical 'up and down' light fittings to either side of main entrance door to be wall mounted with black metal bracket



New black painted, timber door with panels to match existing. Top 4 panels to be glazed. New door to be insulated and draft proofed.

1 Proposed Signage and Lighting Front Elevation
Scale: 1:10

2 Proposed Signage & Lighting Side Elevation
Scale: 1:10

All dimensions to be checked on site prior to commencement of any works, and/or preparation of any shop drawings.
Sizes of and dimensions to any structural or services elements are indicative only. See structural and service engineers drawings for actual sizes / dimensions.
This drawing to be read in conjunction with all other Architect's drawings, specifications and other Consultants' information.
All proprietary systems shown on this drawing are to be installed strictly in accordance with the Manufacturers/Suppliers recommended details.
Any discrepancies between information shown on this drawing and any other contract information or Manufacturers/suppliers recommendations is to be brought to the attention of the Architect.

Revision	Date	Amendment

Date	04/06/2020	Project	22 Endell Street, Covent Garden	Job Ref.	355
Scale	1:100	Drawn	MK	Check	MH
Status	Planning	Client Ref	GH	Drwg. no.	(GA) 202 - Elevations
Hale Brown Architects Ltd. Unit 1.04, Edinburgh House, 170 Kennington Lane, London, SE11 5DP			T: 020 3735 7442 E: mail@halebrown.com W: www.halebrown.com		