

M

MARLEY multiple concrete garages REG. DESIGN 862247

- ADVANCED DESIGN
- LOW COST-LOW MAINTENANCE
- FIREPROOF-ROTPROOF
- A MODEL FOR EVERY SITE
- FULL ERECTION SERVICE
- ATTRACTIVE APPEARANCE
- SPACIOUS DIMENSIONS
- A PERMANENT ASSET
- CHOICE OF DOORS
- EASY SELF ERECTION


Marley now present the most comprehensive range of Multiple Garages ever offered—their appearance unequalled by any other form of construction these entirely new models further enhance the superb standard of quality which has already gained Marley Garages a nationwide reputation.

The wide choice of high front, low front, back-to-back and stepped types, in alternative sizes and with a variety of doors and accessories, ensures that there is a model for virtually every site and requirement.

Skilful designing in high grade reinforced concrete—undoubtedly the material of the future—provides great and lasting durability and positively establishes Marley Garages as a permanent and valuable property asset requiring the absolute minimum of maintenance. Should, however, re-development of the site prove desirable at any time Marley Multiples can be dismantled—moved and re-erected without material loss.

All the necessary components, which bolt simply and quickly together are supplied for assembly on a level and firm foundation—preferably a concrete slab 4" thick—there are no parts which fix into the ground. Erection can be easily accomplished by local labour or this work can be speedily and economically carried out by our ERECTION SERVICE which is available in most areas.

Far ahead in design, appearance and specification—yet among the most competitively priced garages available—Marley Multiples represent amazing value—there is no better investment.



"Not for an age—but for all time"

MARLEY CONCRETE LIMITED

For immediate attention please write or Telephone to the NEAREST of our three Branches

Peasmarsh, Guildford, Surrey.

Shurdington, Nr. Cheltenham.

Waterloo, Poole, Dorset.

Guildford 62986

Shurdington 334/5

Broadstone 626

LONDON SHOWROOMS, 251 TOTTENHAM COURT ROAD, W.1

Prices and specification subject to variation or withdrawal without notice.

MARLEY the name is your guarantee of quality *If there is any further information that you require, or if we can assist you in any way, we shall be glad to place our vast experience of garage and related problems at your disposal.*

SPECIFICATION

REINFORCEMENT (important)

Manufactured to civil engineering standards Marley Multiple Garages will stand the test of time because all the pre-cast concrete posts, rafters and wall panels are reinforced with steel rods which are *guaranteed to comply with the requirements of British Standard No. 785:1938*. Scrap steel, chain stampings and similar unsuitable waste materials which could jeopardise strength and durability are NOT used in Marley Garages. *We adhere to this standard for your protection.*

WALLS

Robust yet easily handled high-grade concrete wall panels in Portland Grey finish with integral vertical tongued and grooved weather joints are self bracing to give walls of tremendous strength—

Assembly bolts and nuts etc. are rust resistant.

ROOF

For extra thickness, strength and durability Marley Multiple Garages are roofed with 6" Corrugated Asbestos Cement Sheeting, which is fixed to stout reinforced concrete and steel rafters.

Asbestos Concrete Bargeboards, which give an attractive and weather-proof finish at the junction of the roof and flank walls, are supplied as standard fittings at no extra cost.

DOORS

A choice of stout main doors made from selected timber is available—

(a) Solid frame doors, braced and with tongued and grooved matching, complete with hinges, rides, locking bar and two tower bolts (available with 6' and 6' 6" door height models).

(b) Solid frame doors, braced, with tongued and grooved matching and incorporating glazing panels in each leaf, complete with hinges, rides, locking bar and two tower bolts (available with 6' and 6' 6" height models).

(c) **The Exclusive Marley Up-and-Over Door** includes many valuable features—The door, when in the 'up' position, is fully housed and does not project beyond the face of the garage and cause obstruction or collect snow in inclement weather.

Effortless operation and maximum side and head clearances are conferred by the compact precision engineered mechanism which incorporates cantilever steel side arms operated by robust coiled springs with tension adjusters. An efficient locking device is provided, also a handle for opening.

The door itself is constructed in mahogany faced external grade resin bonded panels with stout timber frames and twice weathered horizontal rails, in keeping with contemporary design. In standard form the door is delivered unprimed so that it can be stained and varnished or painted, as preferred, to suit the aesthetic requirements of the site and customer.

The absolute minimum of maintenance is ensured together with freedom from corrosion, rusting and noisy operation whilst the construction permits easy repair locally in the event of accidental damage by vehicles.

Designed for long trouble free service under arduous conditions—this really excellent door is remarkably low in initial cost, simple to fix, easy to operate and has the impeccable appearance that a Marley Garage deserves (available with 6' 6" door height models only)—See price list.

WINDOWS

Whilst not supplied as standard, fixed or opening windows size 24 $\frac{3}{4}$ " \times 11" cast integrally with the wall panels can be provided in any wall to suit site requirements. See extras.

GLASS

When needed all glass for Marley Multiple Garage windows and doors is supplied—pre-cut to size for immediate fitting. The provision of putty is the customer's responsibility.

GUTTERS

Asbestos cement rainwater gutters, downpipes and rust-resisting fixing brackets can be provided at the low end of the roof slope if required. Gutters are not needed for the flank walls.

For a comparatively small increase in cost it is possible to specify Marley P.V.C. self colour rainwater goods which are virtually unbreakable in normal use and will never need painting. See extras.

STEPS

All Marley Multiple Garages can be provided with a standard step of 6" to either hand, when this is required for sloping sites. See extras.

SHELVES

A most useful accessory which can be provided at little cost is a 'Quick Fix' metal shelf bracket which can be simply bolted into position on one flank and the rear wall. See extras.

PLANS

Detailed plans of all models are available to facilitate submission to Local Authorities which will undoubtedly be familiar with Marley Garages. The nominal prices of the plans are— on paper 3s. each or on linen 6s. each, post free.

DECORATION

When erected by us Marley Multiple Garages are decorated with Snowcem at no extra cost. Colour to customer's choice.

PRICE LIST

TYPE A1			TYPE B1			TYPE BB1		
Number of Garages in Block	Nominal Overall Size	Cash Price £ s. d.	Number of Garages in Block	Nominal Overall Size	Cash Price £ s. d.	Number of Garages in Block	Nominal Overall Size	Cash Price £ s. d.
2	17' 5" \times 16' 6"	125 5 0	2	17' 5" \times 16' 6"	131 15 0	2	17' 5" \times 32' 9"	244 5 0
3	25' 8" \times „	178 15 0	3	25' 8" \times „	187 15 0	3	25' 8" \times „	346 5 0
4	33' 11" \times „	232 5 0	4	33' 11" \times „	243 15 0	4	33' 11" \times „	448 5 0
5	42' 2" \times „	285 15 0	5	42' 2" \times „	299 15 0	5	42' 2" \times „	550 5 0
6	50' 5" \times „	339 5 0	6	50' 5" \times „	355 15 0	6	50' 5" \times „	652 5 0
7	58' 8" \times „	392 15 0	7	58' 8" \times „	411 15 0	7	58' 8" \times „	754 5 0
8	66' 11" \times „	446 5 0	8	66' 11" \times „	467 15 0	8	66' 11" \times „	856 5 0
9	75' 2" \times „	499 15 0	9	75' 2" \times „	523 15 0	9	75' 2" \times „	958 5 0
10	83' 5" \times „	553 5 0	10	83' 5" \times „	579 15 0	10	83' 5" \times „	1,060 5 0
	Plus 8' 3" per additional garage	Plus £53 10 0 per additional garage		Plus 8' 3" per additional garage	Plus £56 0 0 per additional garage		Plus 8' 3" per additional garage	Plus £102 0 0 per additional double garage
TYPE A6 Add £3 10s. 0d. per garage to list prices for A1 TYPE A6 with Marley Up-and-Over Door Add £5 0s. 0d. per garage to list prices for A1			TYPE B6 Add £3 10s. 0d. per garage to list prices for B1 TYPE B6 with Marley Up-and-Over Door Add £5 0s. 0d. per garage to list prices for B1			TYPE BB6 Add £7 0s. 0d. per double garage to list prices for BB1 TYPE BB6 with Marley Up-and-Over Door Add £10 0s. 0d. per double garage to list prices for BB1		

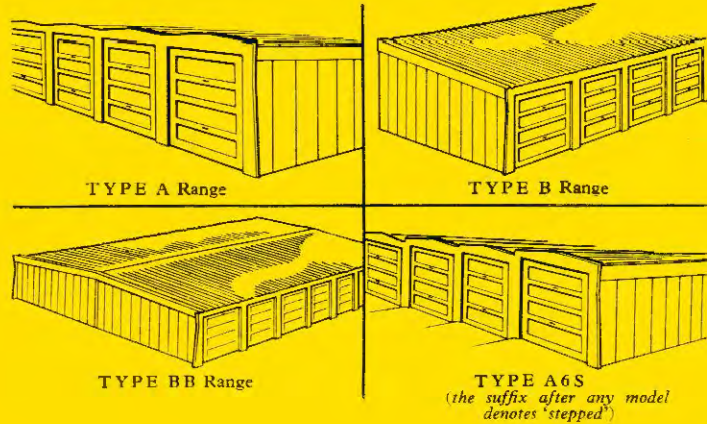
ALTERNATIVE LENGTH The length of all types can be increased by 1' 4" for the small additional cost of—
£4 0s. 0d. per garage for A1; A6; B1 and B6 £8 0s. 0d. per double garage for BB1 and BB6

TERMS Strictly Nett—Cash prior to delivery or Approved Monthly Account or ATTRACTIVE DEFERRED TERMS

DELIVERY Marley Multiple Garages are DELIVERED FREE to all sites within 75 miles of GUILDFORD, CHELTENHAM or POOLE. For sites farther afield, we shall be pleased to quote you for the small extra delivery charge—

IMPORTANT If the wide range of garages described in this brochure does not fully satisfy your requirements, please let us know. We are always manufacturing a number of different types and models for special contracts and will probably be able to assist you.


Models



Sizes

TYPE	LENGTH		WIDTH		HEIGHT		
	Outside	Inside	Bay Centres	Clear Inside	At Front	At Back	At Door
A1	16' 6"	16' 0"	8' 3"	8' 0"	7' 0"	6' 3"	6' 0"
A6	16' 6"	16' 0"	8' 3"	8' 0"	7' 6"	6' 9"	6' 6"
B1	16' 6"	16' 0"	8' 3"	8' 0"	6' 9"	7' 3"	6' 0"
B6	16' 6"	16' 0"	8' 3"	8' 0"	7' 3"	7' 9"	6' 6"
BB1	32' 9"	16' 0"	8' 3"	8' 0"	6' 9"	7' 3"	6' 0"
BB6	32' 9"	16' 0"	8' 3"	8' 0"	7' 3"	7' 9"	6' 6"

NOTE: (a) All the above models can be increased in length by 1' 4" (i.e. BB6-2' 8") when extra large garages are required.
(b) Marley Up and Over Doors can be supplied with A6; B6 and BB6 models in standard and extended lengths.
(c) The number of Marley Multiple Garages in any one block can be extended at either end at any time. There is no limit to the number in a block.



EXTRAS

MARLEY UP-AND-OVER DOORS. These are available with 6' 6" door height models *only* and give a clear height of approx. 6' 3". See price list.

When Up-and-Over Doors are required primed with one coat of paint this can be provided for the small extra charge of 15s. *per door*.

FIXED WINDOWS. Fixed windows 2' 0 $\frac{3}{4}$ "

\times 11" approx. are available at 7s. 6d. *each—with glass*.

OPENING WINDOWS. Metal framed opening windows 2' 0 $\frac{3}{4}$ " \times 11" approx. are available at 25s. *each—with glass*.

GUTTERS. Asbestos cement gutters complete with the requisite number of downpipes and gutter brackets can be supplied at £1 10s. *od. per garage*.

Marley P.V.C. gutters complete with the requisite number of downpipes and gutter

brackets can be supplied at £3 0s. *od. per garage*.

STEPS. For sloping sites most models can be provided with standard 6" steps at £5 0s. *od. per step*.

For special size steps we will be pleased to investigate your problem and submit a quotation.

SHELF BRACKETS. 'Quick Fix' metal shelf brackets complete with bolt 3s. *each*.

ERECTION

Marley Multiple Garages can be speedily and economically erected by our specialised ERECTION SERVICE in most areas.

If local arrangements are preferred, the erection of Marley Multiples is quite easy. Fully detailed erection notes are provided which give straightforward step-by-step instructions for the whole erection sequence.

