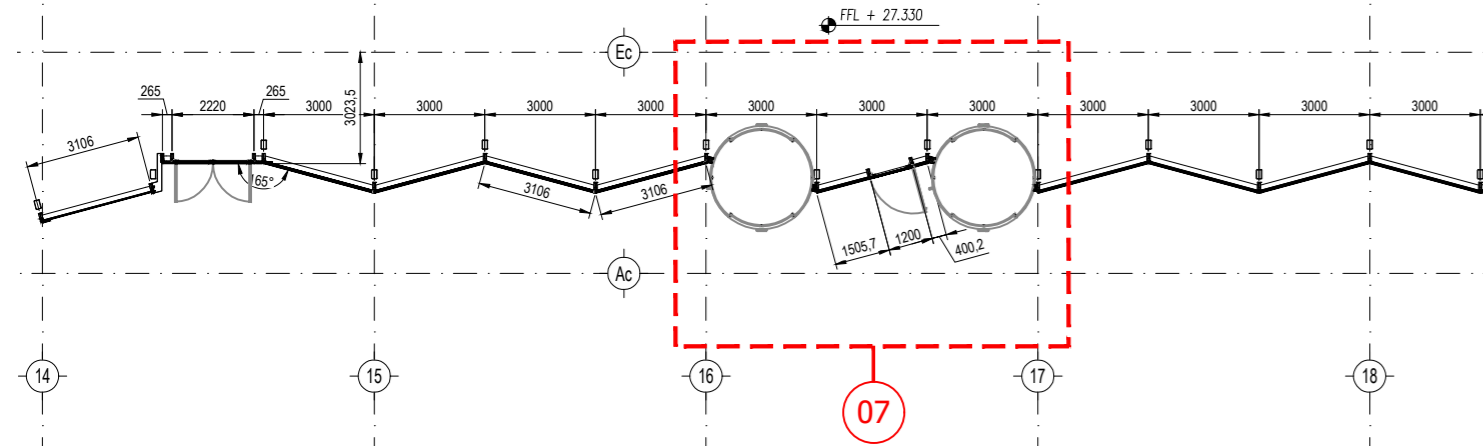


1 G.F. Horizontal detail on door  
SCALE: 1:5

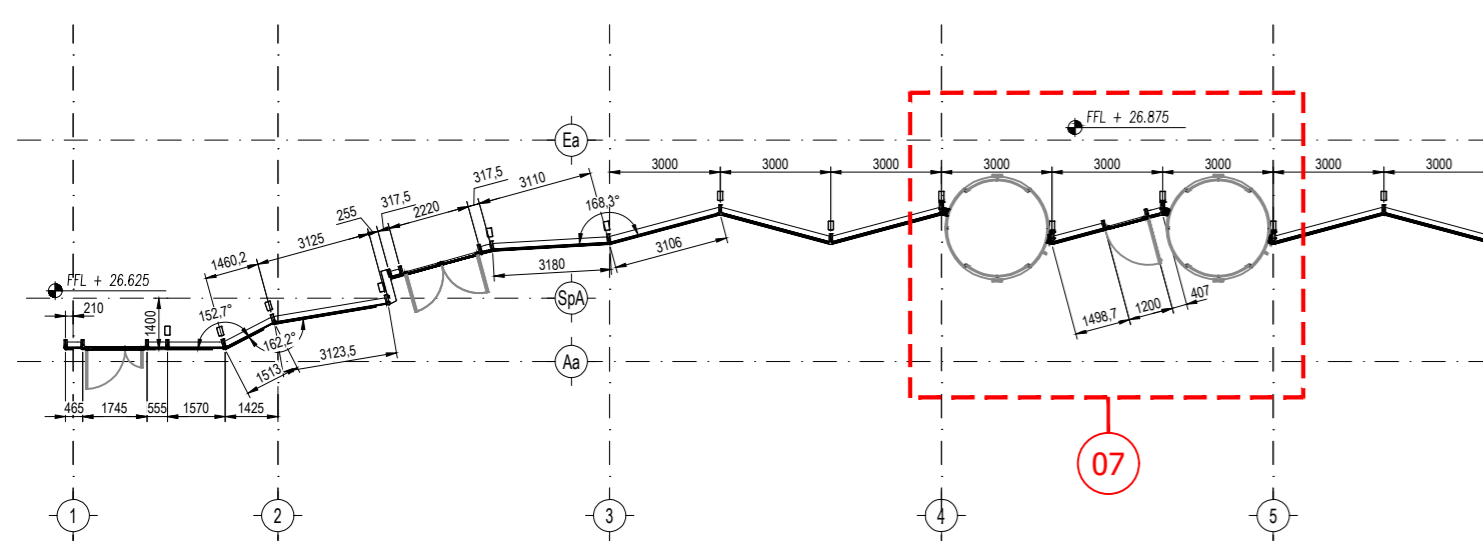
2 G.F. Horizontal detail on door  
SCALE: 1:5

3 G.F. Horizontal detail on door  
SCALE: 1:5

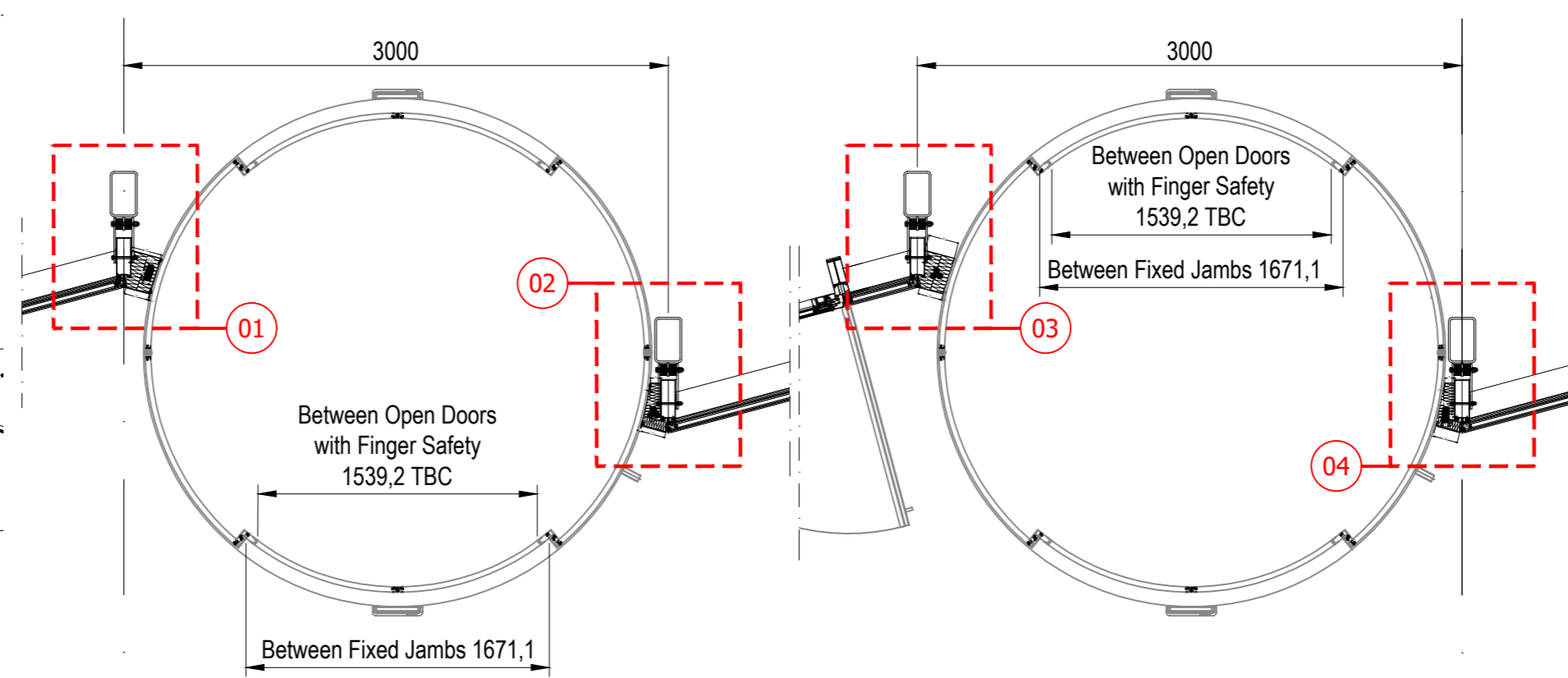
4 G.F. Horizontal detail on door  
SCALE: 1:5



5 G.F. Horizontal section N1  
SCALE: 1:300

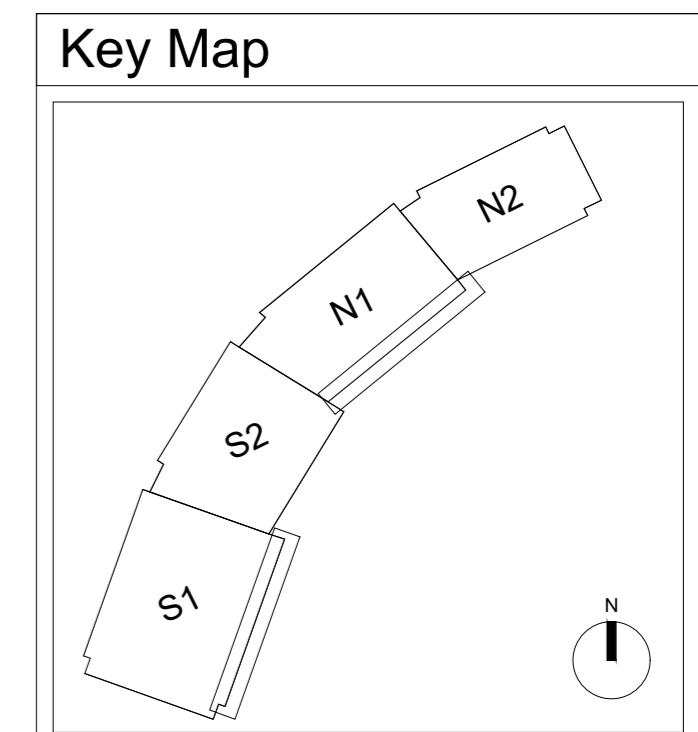


6 G.F. Horizontal section S1  
SCALE: 1:300



7 G.F. Horizontal section on revolving door  
SCALE: 1:50

MATERIAL KEY LIST	
<b>ALUMINIUM COMPONENTS</b>	
01	ALUMINIUM PROFILE PPC RAL 7022
02	ALUMINIUM PROFILE BRONZE ANODISED
03	ALUMINIUM SHEET/PROFILE NATURAL ANODISED
04	ALUMINIUM BRACKETS MILL FINISH
05	ALUMINIUM SHEET BRONZE ANODISED
06	PERFORATED ALUMINIUM SHEET BRONZE ANODISED
07	ALUMINIUM SHEET PPC RAL 7022
08	ALUMINIUM BRACKETS BRONZE ANODISED
09	ALUMINIUM BRACKET PPC RAL 7022
10	ALUMINIUM SHEET/PROFILE BLACK ANODISED
<b>GALVANIZED STEEL COMPONENTS</b>	
11	HOT DIPPED GALVANIZED STEEL CAST-IN CHANNEL
12	HOT DIPPED GALVANIZED STEEL BRACKET/REINFORCEMENT
13	GALVANIZED STEEL SHEET PPC RAL 7022
14	HOT DIPPED GALVANIZED AND PAINTED STEEL PPC RAL 7022
15	GALVANIZED STEEL SHEET
16	HOT DIPPED GALVANIZED FIXING
<b>STAINLESS STEEL COMPONENTS</b>	
21	STAINLESS STEEL BRACKET
22	STAINLESS STEEL ROD AISI 316
23	STAINLESS STEEL
24	STAINLESS STEEL BRACKET AISI 304
25	STAINLESS STEEL FIXING SCREW
26	STAINLESS STEEL FIXING SCREW ACID ETCHED (BLACK)
27	STAINLESS STEEL BRACKET - BLACK
<b>EPDM / SILICONE COMPONENTS</b>	
31	BLACK EPDM GASKET
32	BLACK SILICONE
33	BLACK STRUCTURAL SILICONE
34	BLACK EPDM MEMBRANE
35	EPDM COMPATIBLE WITH STRUCTURAL SILICONE
<b>GLASS TYPES</b>	
41	GL-1 DGU VISION GLASS CLADDING TYPE 1-2 (SEE GLASS TYPE SCHEDULE)
42	GL-2 SGU SPANDREL GLASS CLADDING TYPE 1 (SEE GLASS TYPE SCHEDULE)
44	GL-4 DGU SPANDREL GLASS CLADDING TYPE 2 (SEE GLASS TYPE SCHEDULE)
45	GL-5 SGU BALUSTRADE GLASS CLADDING TYPE 1-2 (SEE GLASS TYPE SCHEDULE)
46	GL-6 DGU VISION GLASS CLADDING TYPE 4A-4B-4C (SEE GLASS TYPE SCHEDULE)
50	GL-10 DGU VISION GLASS CLADDING TYPE 7 (SEE GLASS TYPE SCHEDULE)
52	GL-10A DGU VISION GLASS CLADDING TYPE 7 (SEE GLASS TYPE SCHEDULE)
54	GL DOOR GF VISION GLASS (SEE GLASS TYPE SCHEDULE)
<b>VARIOUS MATERIAL</b>	
61	MINERAL WOOL
62	FIRE AND AIR SEAL BARRIER
64	PLASTIC SHIM / THERMAL BREAK
65	ALU FIXINGS
71	ELECTRIC CHAIN ACTUATOR
81	INSECT MESH
98	INTERNAL CEILING AND FINISH FLOOR BY OTHERS
99	VARIOUS BY OTHERS



Issue: I-41  
Job: 160070  
Scale: 1:5 @ A3  
Information: HD454  
Rev.: 00

File: KXC-T2-001-Y-FOC-21-HD454  
Issued for: INFORMATION  
Scale: 1:5 @ A3  
Drawn by: PFE  
Approved by: L. CENNI  
Description: Details on revolving doors

Project: King's Cross - T2/T3  
London  
Architect: Bennetts Associates  
Client: BAMC  
Package: FOCCHI

Title: **BLOCK N1/S1 REV. DOOR DETAIL**  
TYPE 4