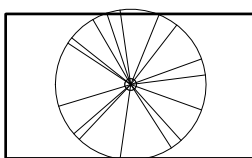


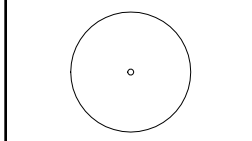
LEGEND

HARD LANDSCAPE

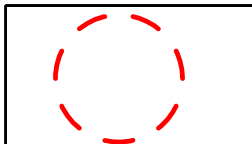
SURFACE TREATMENT



Proposed Tree Planting
Size/Spec: Refer to plant schedule for details
Note: Final location of trees to be determined with services alignment. All trees are to be tagged by landscape architect prior to delivery



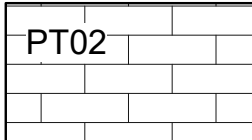
Existing Trees to be Retained
To be protected in accordance with BS 5837:2012 'Trees in relation to Design, Demolition and Construction'
Note: Refer to arboricultural survey & report for details



Existing Trees to be Removed
Trees/vegetation in conflict with proposed development, based on current site layout. Note: Refer to arboricultural survey & reports for details



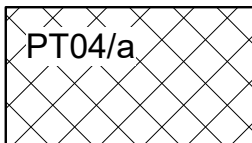
Paving Type 01: Asphalt
To Engineer's Specification



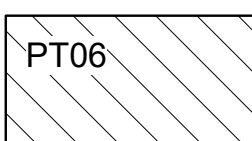
Paving Type 02 - Clay paver
Product: Wienerberger Dutch Clay Paver 'Lotis UWF' or similar
Material: Clay
Dimensions: 200(w) x 50(w) x 70(thickness) mm
Bond: 90° Herringbone
Colour: Grey 'Lotis UWF'



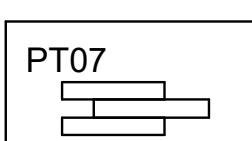
Paving Type 03 - Resin Bound Gravel
Product: Sureset natural aggregate or similar approved
Material: Golden Pearl
Depth: 15mm
Note: No dig construction where path passes through RPAs



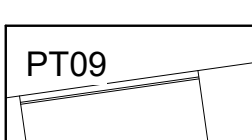
Paving Type 04/a - Concrete Block Paving
PT4 - Existing block paving to be retained and replaced where damaged with the same material
PT4a - Proposed slab paving to match existing



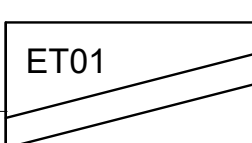
Paving Type 06 - Proposed Tactile Paving
Tactile paving to part M compliant to match adjacent



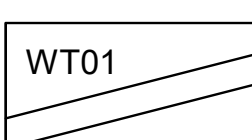
Paving Type 07 - Concrete Sleepers
Product: Marshall's Concrete 'Conservation Paving' or similar
Material: Pre-cast Concrete blended with Granite aggregates
Dimensions: 300(w) x 900(l) x 50(thickness) mm
Finish: Skimmed
Colour: Heather Grey



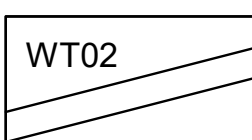
Paving Type 09 - Proposed Ramp
Concrete paving type 4 to surface finish with part M compliant handrails



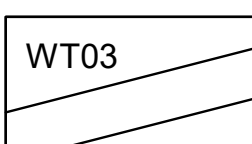
Edge Type 01: Standard Concrete Road Kerb
Product: Concrete Kerb or similar
Size/Colour: 125(w) x 255(h) x 915(l)mm / French Grey
Note: All edging to meet BS EN 1340:2003 requirements



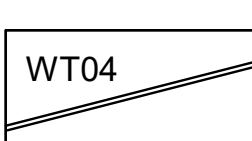
Wall Type 01 - Proposed Brick wall
Proposed double skinned brick wall with brick on edge coping
Product: To match architectural detail
Structure and foundations to engineers detail



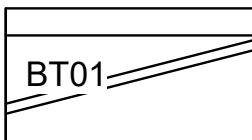
Wall Type 02 - Existing Brick wall retained
Existing brick wall retained and made good where necessary, metal railing removed and made good



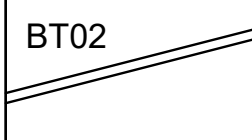
Wall Type 03 - Proposed Signage Wall
Proposed double skinned brick wall with brick on edge coping With a panel of precast engraved signage
Structure and foundations to engineers detail



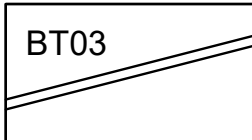
Wall Type 04 - Proposed Sheet Pile Cladding
Proposed sheet piled wall, clad facade to be confirmed



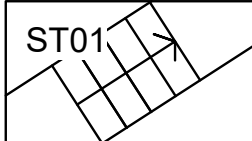
Boundary Type 01 - Proposed Metal Railing
Proposed black painted metal base plated beneath coping to wall railing to park K standards
Height: 600mm + 500mm wall upstand (1100mm total)



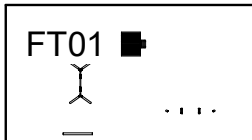
Boundary Type 02 - Existing Metal Railing Retained
Existing metal railing retained and made good where necessary



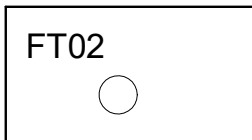
Boundary Type 03: Timber Fencing
Product: Close Board Timber Fence
Supplier: Jacksons or similar approved
Size/Colour: 1800mm (h) / Natural



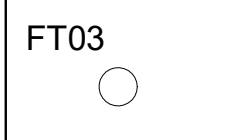
Step Type 01 - Proposed Brick Steps
Proposed steps with brick riser and tread



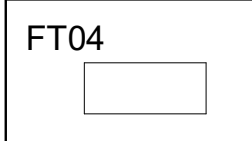
Furniture Type 01 - Proposed play apparatus
Timber play pieces detail to be confirmed



Furniture Type 02 - Proposed Bin
Lockable top
Product to be confirmed
Note separate dog waste bin attached




Furniture Type 03 - Proposed Lighting column
Lighting columns to provide light levels to meet Secure by design standards to be detailed and design by a lighting specialist



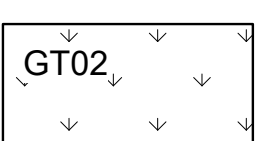
Furniture Type 04 - Proposed Feasting Table
Large timber feasting table with timber benches and access for disabled



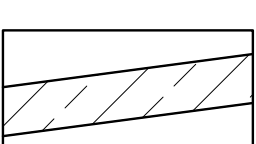
Furniture Type 05 - Cycle stands
Shelter to match architectural detail access requirements to be confirmed



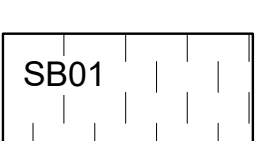
Grass Type 01: Amenity Grass
Product - A4 amenity grass mix
Supplier: Rolawn or Germin/similar approved
Size/Spec: Refer to plant schedule for details



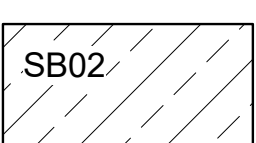
Grass Type 02: Flowering Grassland
GT2 - Mowed on a Grassland regime
Product: WFG2 'Flowering Grassland'
Supplier: Germinal or similar approved
Size/Spec: Refer to plant schedule for details



Proposed Hedge Planting
Product: Field grown plant stock
Size/Spec: Refer to plant schedule for details
Note: All batches of species are to be labelled prior to delivery



Proposed Shrub Planting Type 01
Shrub and herbaceous species chosen to provide a green backdrop to the feature areas of planting (Type 02).
Product: Container grown plant stock
Size/Spec: Refer to plant schedule for details
Note: All batches of species are to be labelled prior to delivery



Proposed Shrub Planting Type 02
Shrub and herbaceous species chosen to have a more ornamental appeal providing feature areas of planting.
Product: Container grown plant stock
Size/Spec: Refer to plant schedule for details
Note: All batches of species are to be labelled prior to delivery

- Notes
- This drawing is the property of fabrik ltd. It must not be copied or reproduced without written consent.
 - Only figured dimensions are to be taken from this drawing. All contractors must visit site and be responsible for taking and checking all dimensions related to the works shown on the drawing.
 - A detailed play strategy will be developed in accordance with residents in line with Condition 14 of 2013/4678/P the Hybrid Planning Consent

No.	Date	Reason	Name
L01	26/05/2020	Issued for Planning	JC
Revisions			

fabrik

First Floor
4-6 Emerson Street
London
SE1 9DU

T : 0207 620 1453
F : 0207 261 9126
E : london@fabrikuk.com
W : www.fabrikuk.com

Project

Abbey Area Phase 02 for
WATES

Drawing

Proposed Forecourt Parking Plan

Scale	Date	Approved	Checked	Drawn
As indicated@A1	05/26/20	MB	MB	JC
Project No.	Drawing No.	Revision		
440300	S1-XX-DR-L-9003	L01		

STAGE 03