Drawing Number:
2777-RW-M-022

DO NOT SCALE

NOTES:
1. FOR STANDARD DRAWING NOTES & LEGEND PLEASE REFER TO DRAWING NO: 2777-RW-M-034)

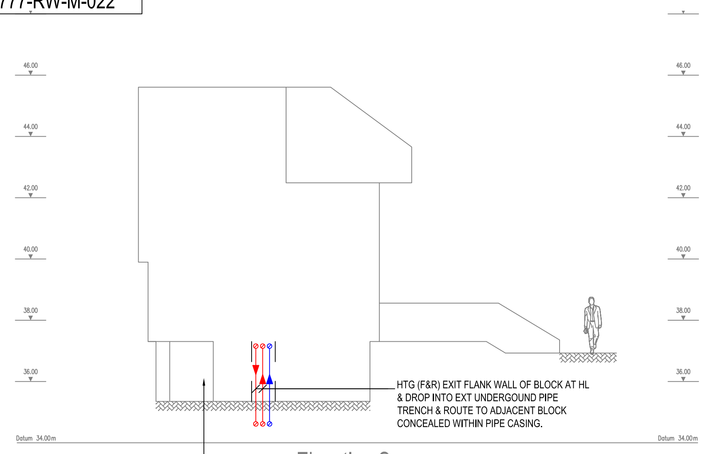

Elevation S
C2 & C3
WEST FLANK WALL

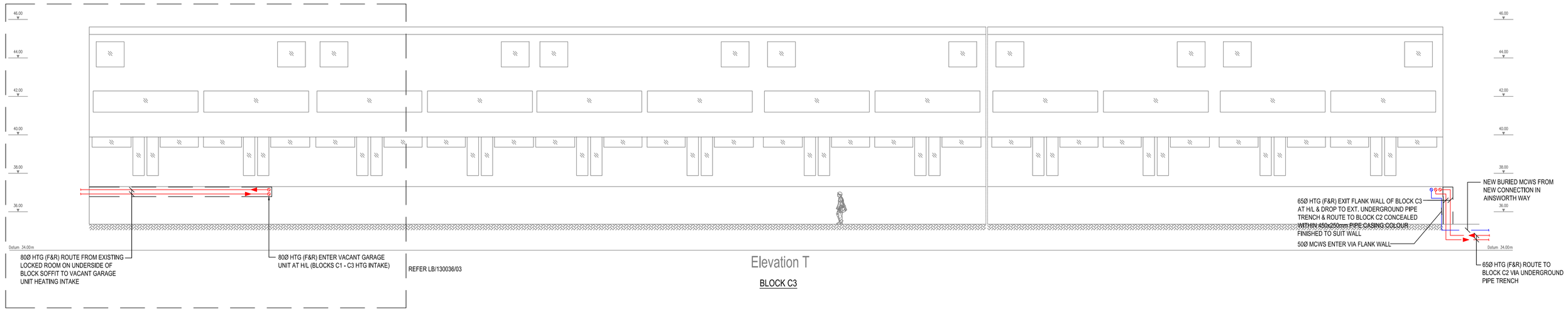

Elevation T
BLOCK C3

FOR DRAWING NOTES & LEGEND
REFER TO DRG. No. 2777-RW-M-034

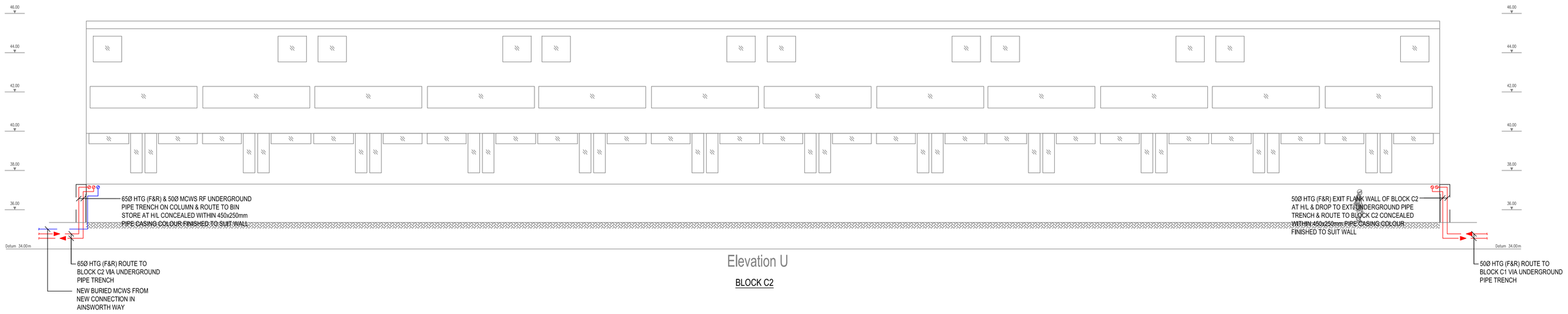

Elevation U
BLOCK C2

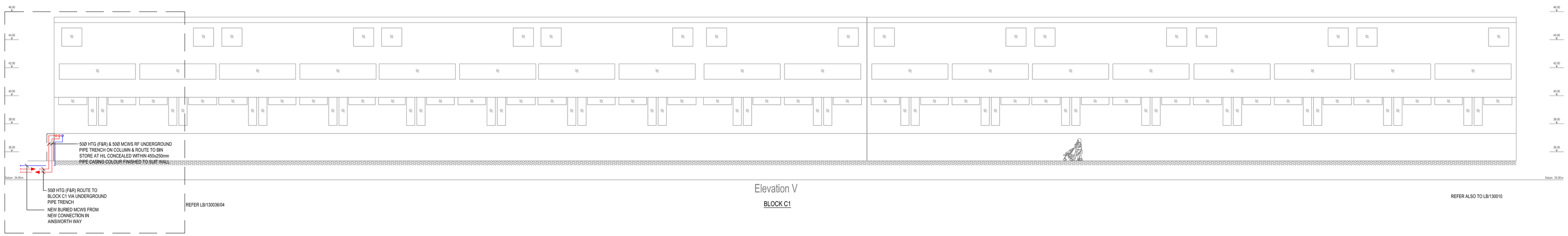

Elevation V
BLOCK C1

REFER ALSO TO LB/130010

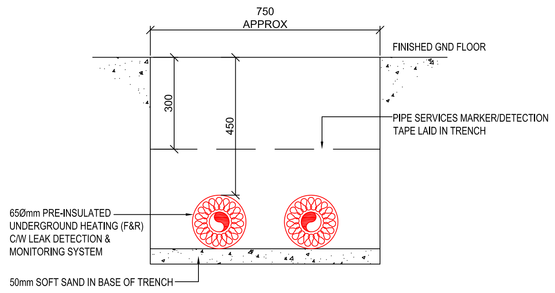

SECTION A-A
(UNDERGROUND HEATING PIPE TRENCH)
SCALE 1:10

COMMUNITY CENTRE

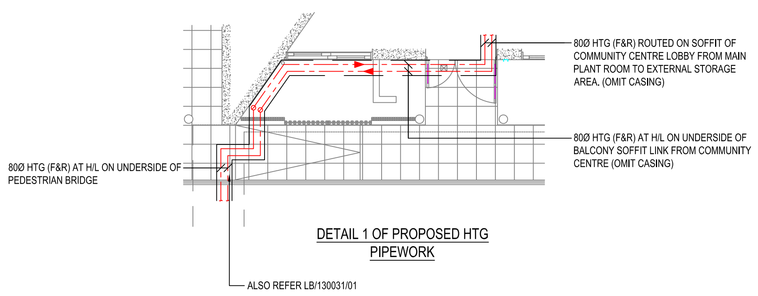

DETAIL 1 OF PROPOSED HTG PIPEWORK

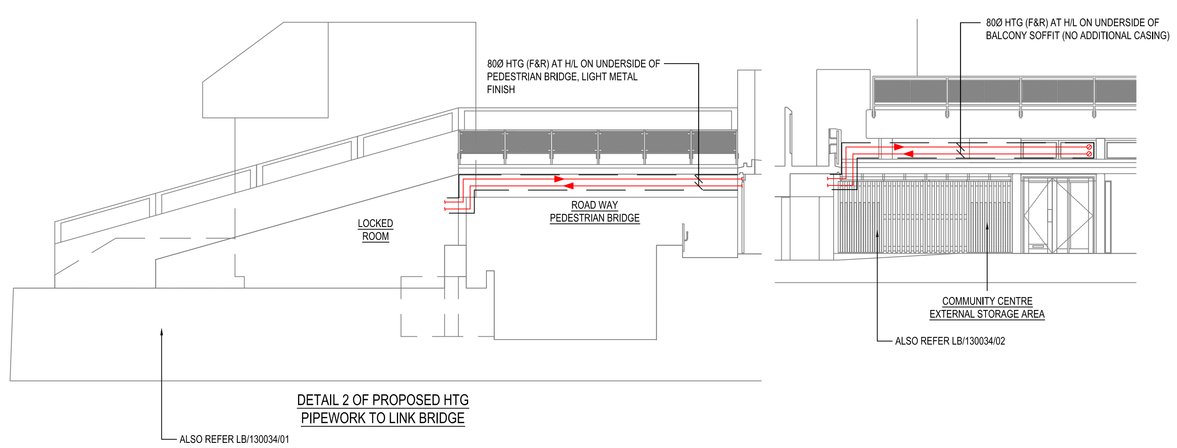

DETAIL 2 OF PROPOSED HTG PIPEWORK TO LINK BRIDGE

Key Plan

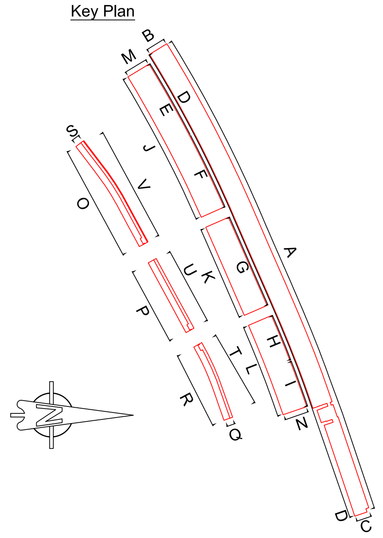

NOTES
1. ALL PIPEWORK FULLY INSULATED AND WEATHER PROTECTED WITH P.I.B. AND STUCCO ALUMINIUM CLADDING.

DRAWING LEGEND
- EXISTING GAS SERVICE PIPE
- NEW MAINS WATER PIPE
- NEW HEATING FLOW & RETURN PIPE

REV	AMENDMENT	DRN.	CHK.	DATE
B	AMENDED TO LB COMMENTS	NS	DXM	16.03.20
A	NOTES ADDED	NS	DM	22.01.20

PLANNING DRAWING

Client
Camden
ARGYLE STREET
LONDON
WC1H 8NJ

BYA BUTLER & YOUNG ASSOCIATES
Mechanical and Electrical Consulting Engineers
1st Floor, 54-62 Station Road East, Oxted, Surrey RH8 0PG
Telephone 01883 717172 Fax 01883 717174
Website www.bya.co.uk Email enquiries@bya.co.uk

Project
ALEXANDRA ROAD ESTATE
(ROWLEY WAY)

Drawing Title
PROPOSED REPLACEMENT HTG & DOM WATER SERVICES PIPE ROUTE TO EXTERNAL ELEVATION OF DWELLINGS (C1-C3)
SHEET 1 OF 2

Scales 1:100	Xref: -	Drwg Sheet A0
Drawn NS	Checked JS	Date FEB 17
BYA Ref: 2777	Drawing Number: 2777-RW-M-022	REV: B
BYA Cad Ref: 2777-RW-M-022		