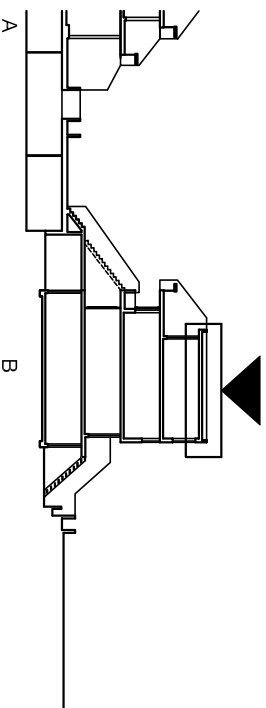
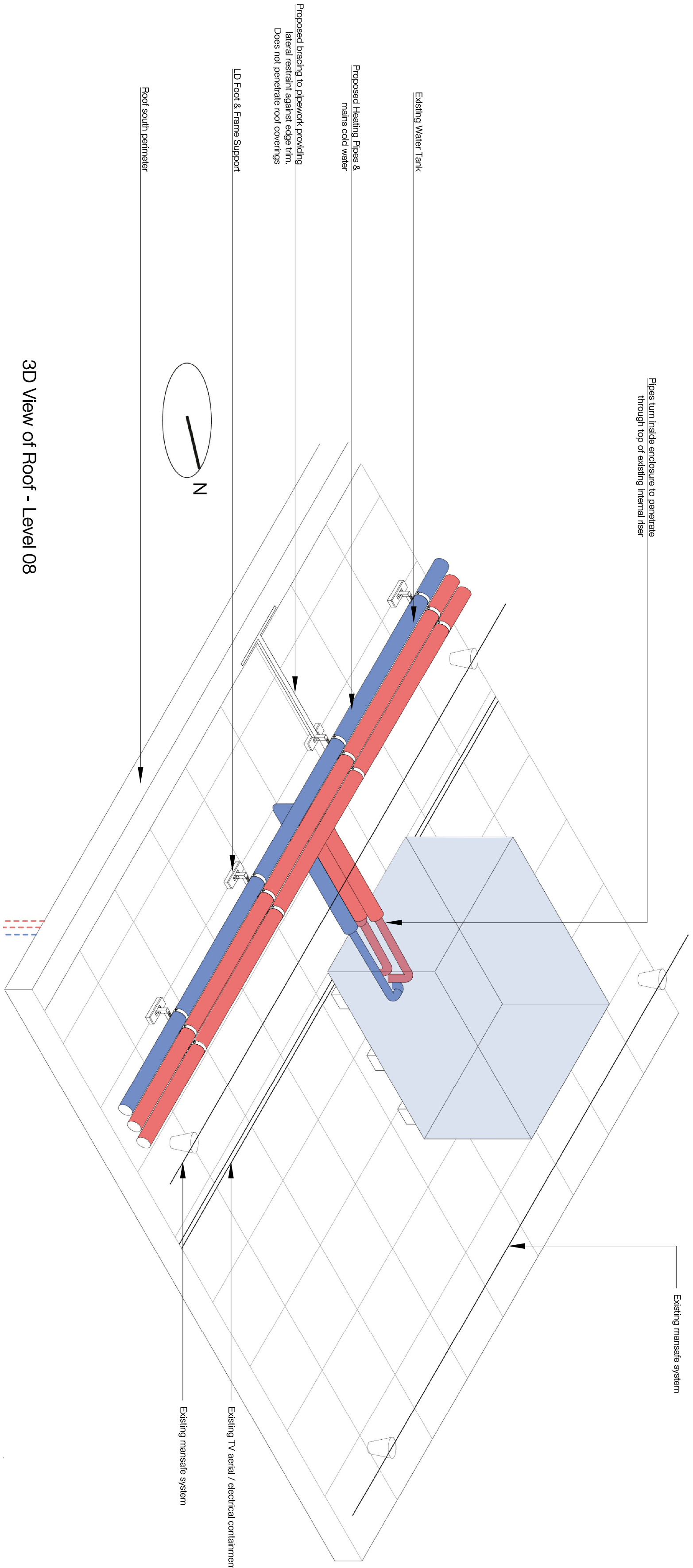



- Notes**
1. Do not scale this drawing.
 2. All dimensions must be checked on site and any discrepancies verified with the architect.
 3. Unless shown otherwise, all dimensions are to structural surfaces.
 4. Drawing to be read with all other issued information. Any discrepancies to be brought to the attention of the architect.
 5. This drawing is the copyright of Levitt Bernstein and is not to be reproduced in any form or passed to a third party without license or written consent.
- This is not a construction drawing, it is a planning drawing. It is not to be used for construction and must on no account be used as such.



Key: Block B section



3D View of Roof - Level 08



01 Roof Plan - Block B Typical

1:50



P1 20.03.20 - Planning & Listed Building Consent DT

Rev Date Description

Project name

Alexandra Rd Estate
Heating Infrastructure

Drawing number

3467 LB 120025 P1

Drawing

Block B Typical Bay
Proposed Roof Plan Level 08

Purpose of Issue

PLANNING 2009/20

Scale

1:50 @ A1 DT

Client

Camden CC Checked NM

levittbernstein.co.uk

London
Levitt Bernstein
2-4 Trinity Villas
London N7 7PA
+44 (0)20 7275 7676

Manchester
Bonded Warehouse
3-5 Manchester M3 3JE
+44 (0)16 1669 8740