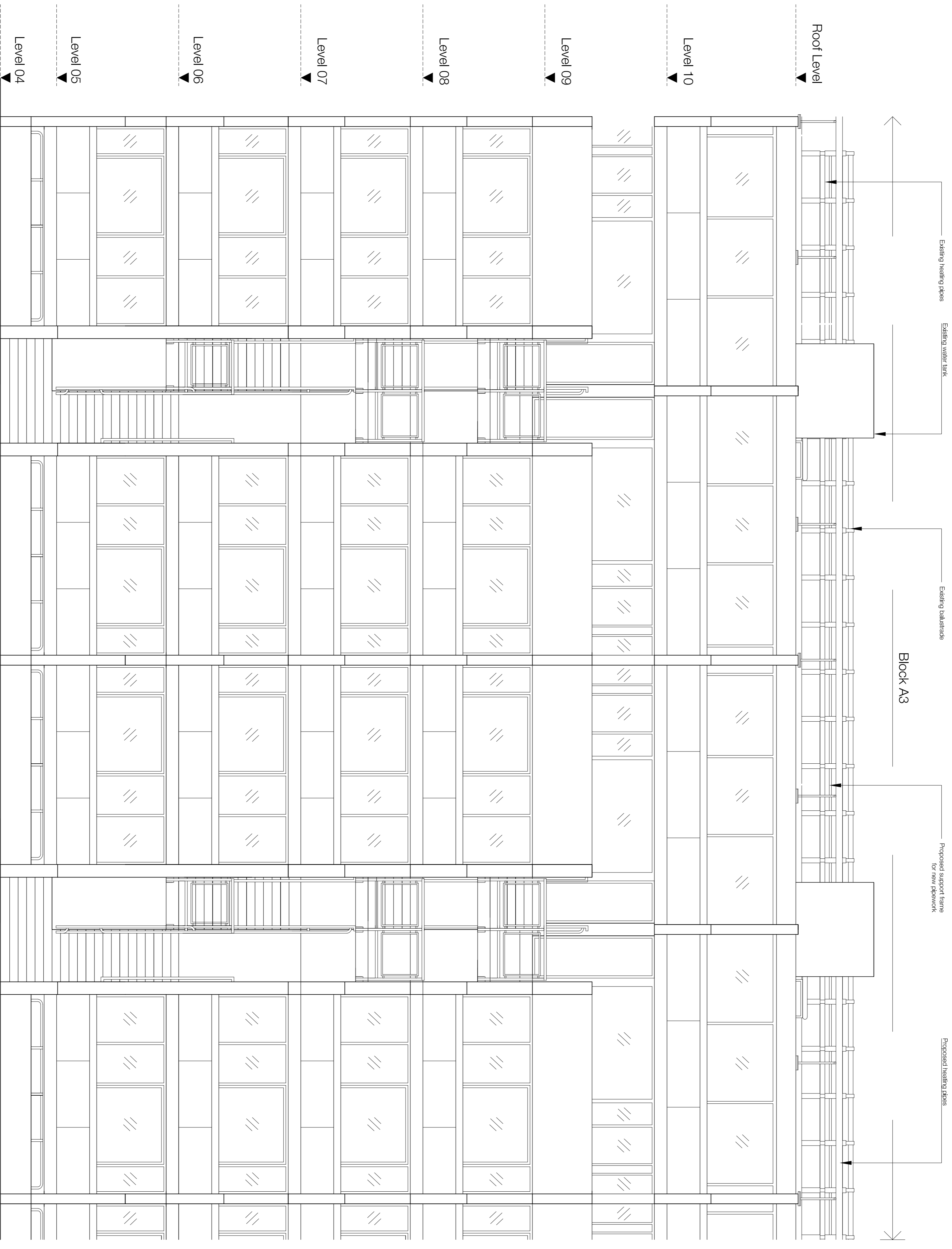
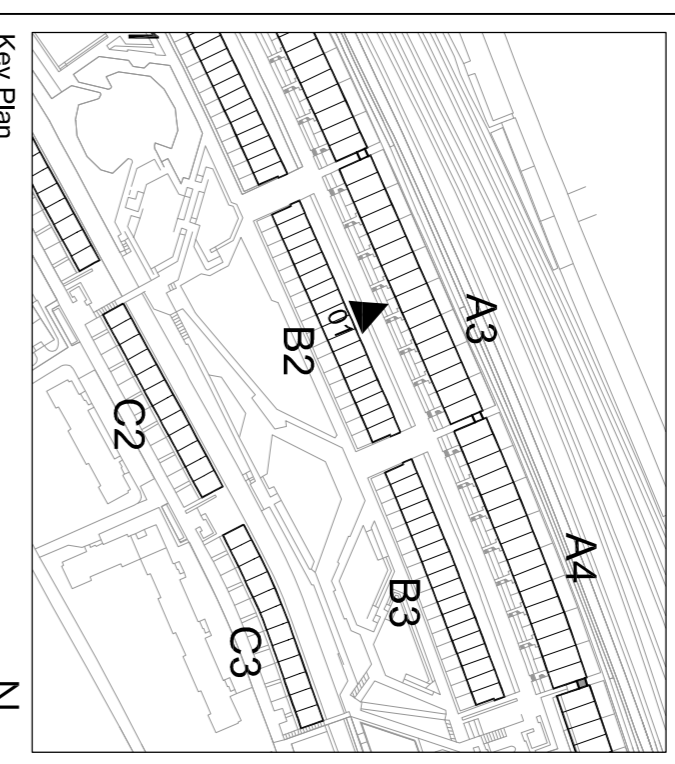
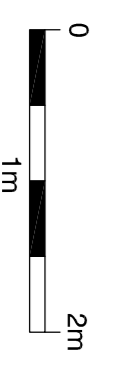


- Notes**
1. Do not scale this drawing.
 2. All dimensions must be checked on site and any discrepancies verified with the architect.
 3. Unless shown otherwise, all dimensions are to structural surfaces.
 4. Drawing to be read with all other issued information and drawings to be brought to the attention of the architect.
 5. This drawing is the copyright of Levitt Bernstein and may not be copied, altered or reproduced in any form, or passed to a third party without license or written consent.
- This is not a construction drawing. It is unsuitable for the purpose of construction and must not be used as such.



01 Block A - Typical South Bay Part-Elevation
1:50



P1 20/03/20 - Planning & Listed Building Consent DT
 Rev Date Description Initials
 Project name
Alexandra Rd Estate
 Heating Infrastructure
 Drawing number
3467_LB_130011
 Rev
P1
 Drawing
Block A Proposed
South Elevation Typical Bay
 Purpose of Issue Date
 PLANNING 20/03/20
 Scale Drawn
 1.50 @ A1 DT
 Client Checked
 Camden CC NM
 lewitberstein.co.uk

London
 Thema Studios
 2-4 Thane Villas
 London W7 7PZ
 +44 (0)20 7279 5766

Manchester
 Bonded Warehouse
 Grape Street
 Manchester M3 3JE
 +44 (0)161 869 9740