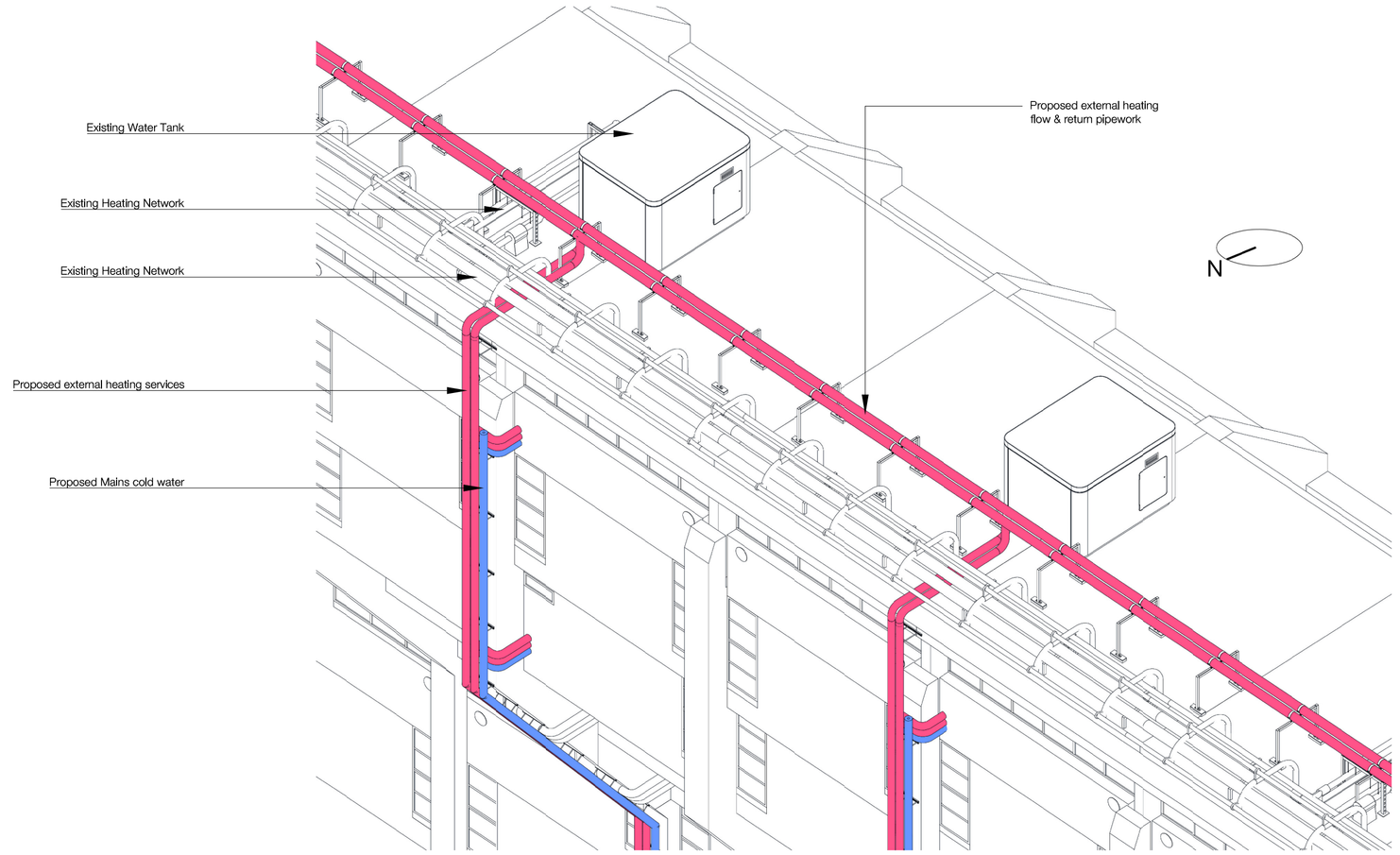

3D View of Block A Roof - Typical

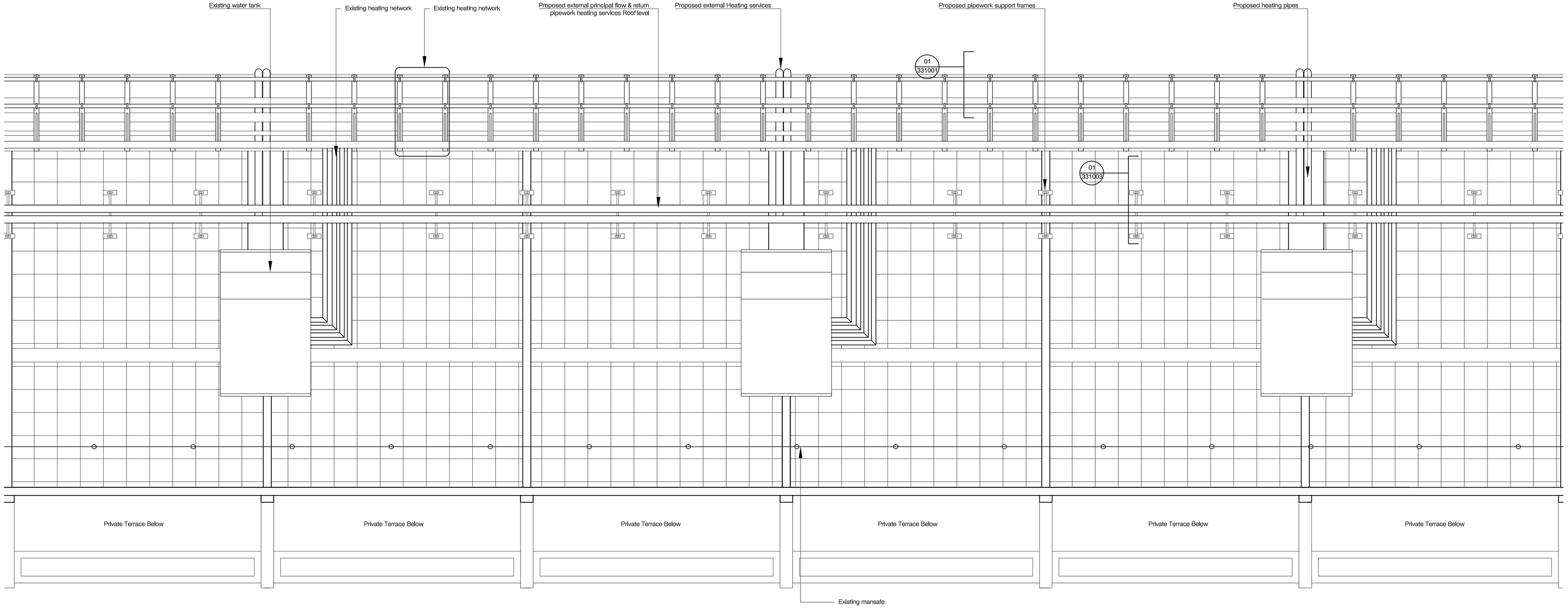

01 Proposed Roof Plan - Typical

1:50

N

0 1m 2m

Notes

1. Do not scale this drawing.
2. All dimensions must be checked on site and any discrepancies verified with the architect.
3. Unless shown otherwise, all dimensions are to structural surfaces.
4. Drawing to be read with all other issued information. Any discrepancies to be brought to the attention of the architect.
5. This drawing is the copyright of Levitt Bernstein and may not be copied, altered or reproduced in any form, or passed to a third party without license or written consent.

This is not a construction drawing, it is unsuitable for the purpose of construction and must on no account be used as such.

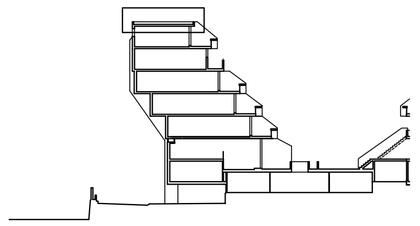

Block A Section Key

Heating pipes

Mains cold water

Rev	Date	Description	Initials
P1	20.03.20	Planning & Listed Building Consent	DT

Project name

Alexandra Rd Estate

Heating Infrastructure

Drawing number: 3467_LB_120014 — Rev: P1

Drawing: Block A Typical Bay - Proposed Plan Level 10

Purpose of issue: Planning — Date: 20/03/20

Scale: 1.50 @ A1 — Drawn: DT

Client: Camden CC — Checked: NM

levittbernstein.co.uk

London
Thane Studios
2-4 Thane Villas
London N7 7PA
+44 (0)20 7275 7676

Manchester
Bonded Warehouse
Grape Street
Manchester M3 3JE
+44 (0)16 1669 8740