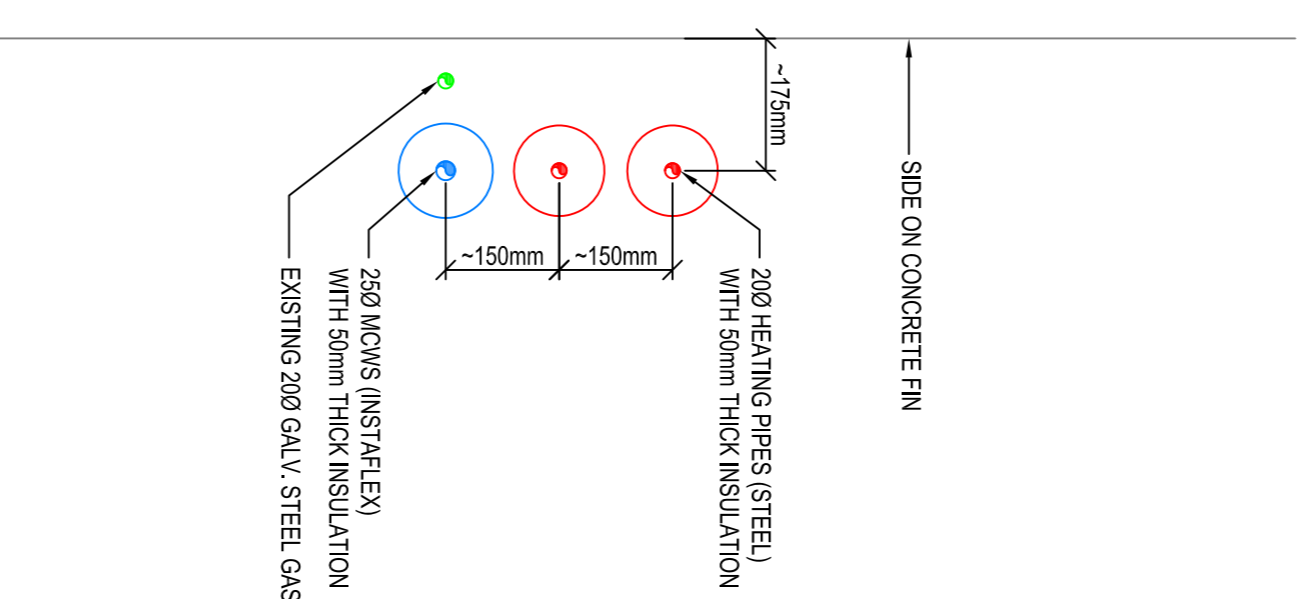
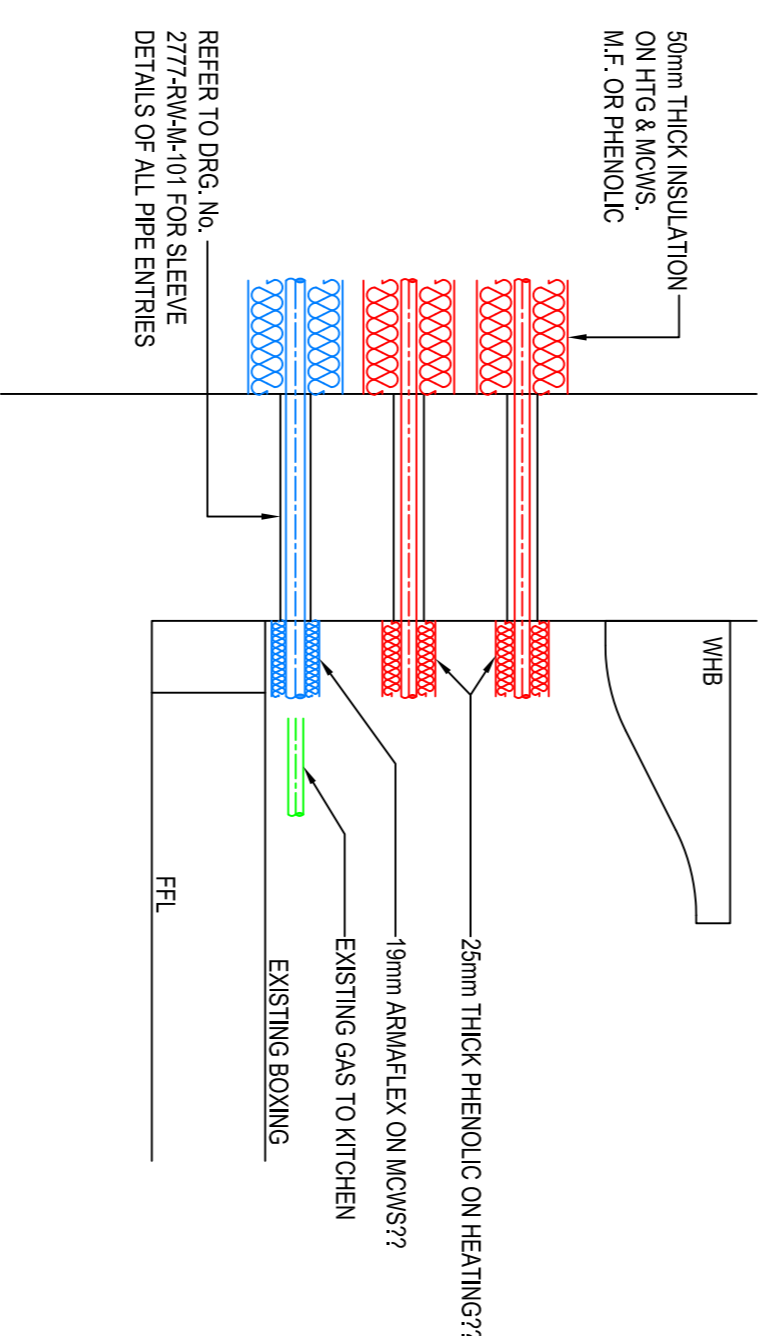


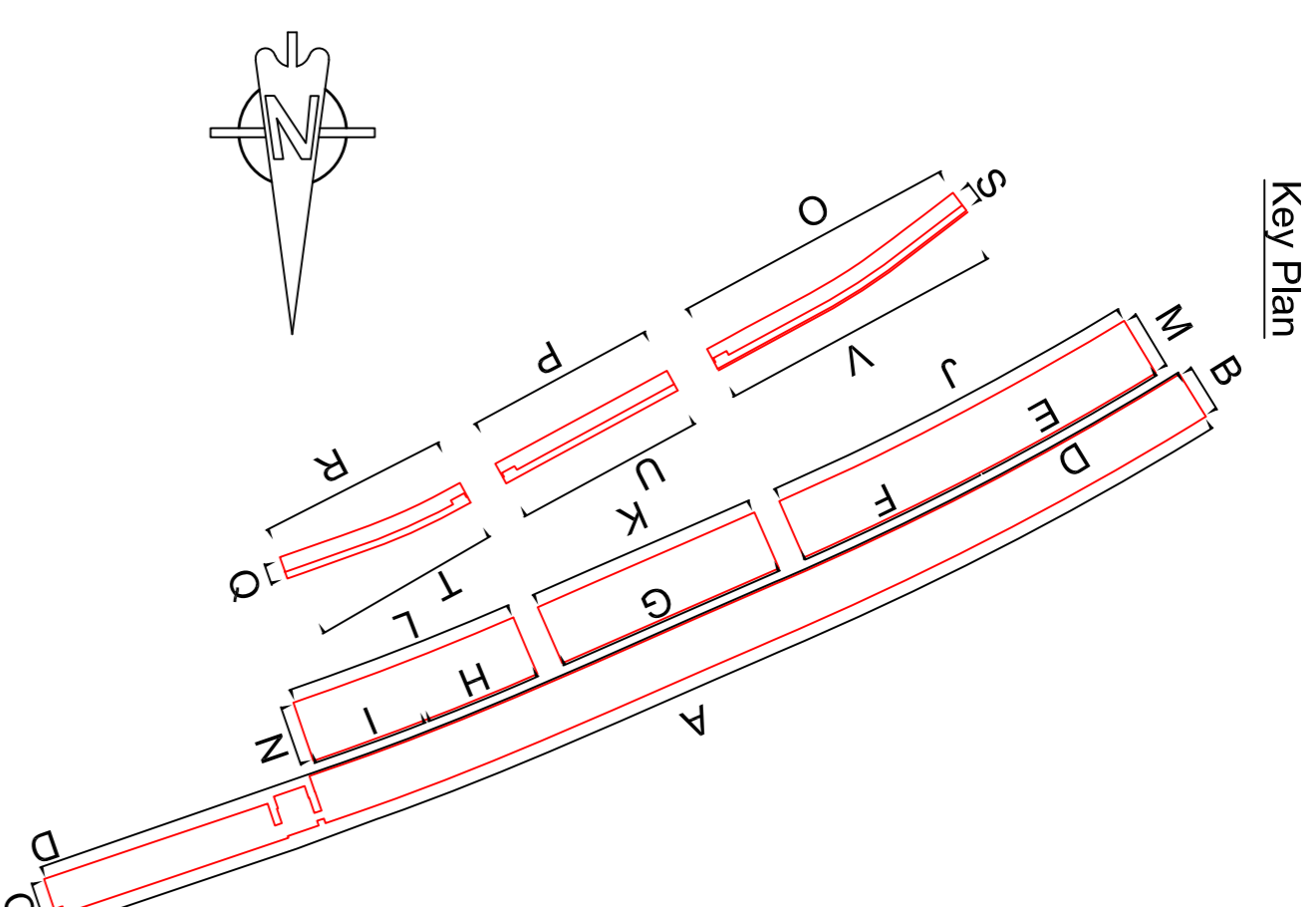
ELEVATION ON SERVICES ON
CONCRETE FIN ON A BLOCKS
SCALE 1:10
REFER ALSO LB/331000/01



ELEVATION DETAILS ON ENTRIES
TO FLATS
SCALE 1:10
REFER ALSO LB/331000/01



DETAIL OF PIPE ENTRIES TO
A1 TYPE FLAT
SCALE 1:10
REFER ALSO
LB/331000/02/RW/M/101



Key Plan

NOTES
1. ALL EXTERNAL PERIPHERY TO BE FULLY INSULATED AND WEATHER PROOFED WITH P.I.B. AND STUCCO ALUMINIUM SHEET CLADDING.

PLANNING DRAWING

Drawn	Checked	Date	Dwg Sheet
NS	DM	JAN 20	A1
2777	Drawing Number	2777-RW-M-037	REV
2777-RW-M-037			A


Drawing Title
ENTRY DETAILS INTO FLAT TYPE A1

Project
ALEXANDRA ROAD ESTATE
(ROWLEY WAY)

Mechanical and Electrical Consulting Engineers
1st Floor, 54-62 Station Road East, Okead, Surrey RH9 0PG
Telephone 01883 717172 Fax 01883 717174
Website www.bya.co.uk Email enquiries@bya.co.uk

BYA BUTLER & YOUNG ASSOCIATES

ARGYLE STREET
LONDON
WC1H 8NJ



REV	AMENDMENT	DRN	CHK	DATE
A	AMENDED TO LB COMMENTS	NS	DM	18.03.20