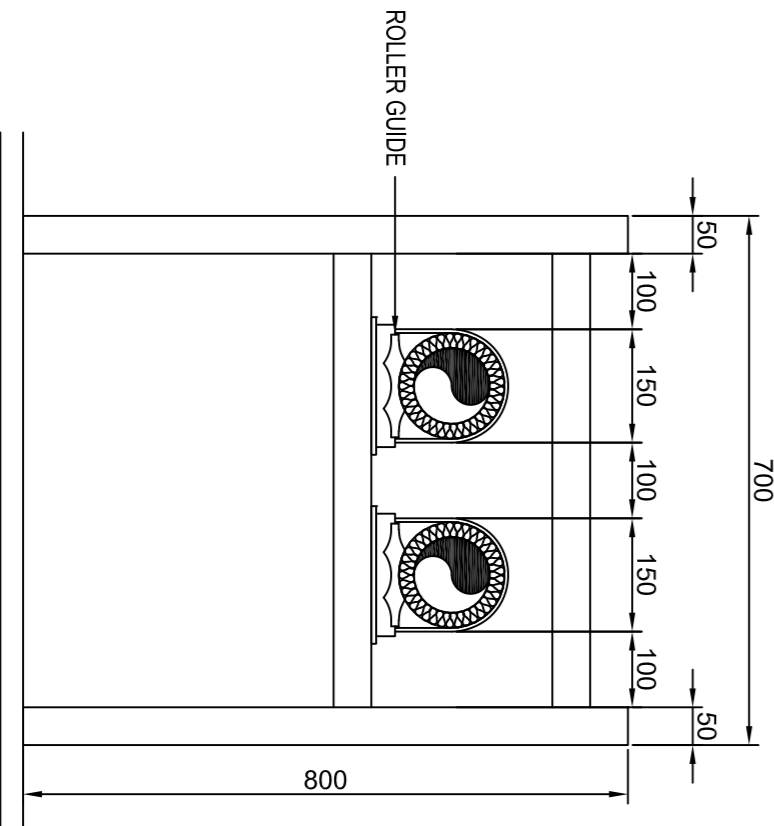
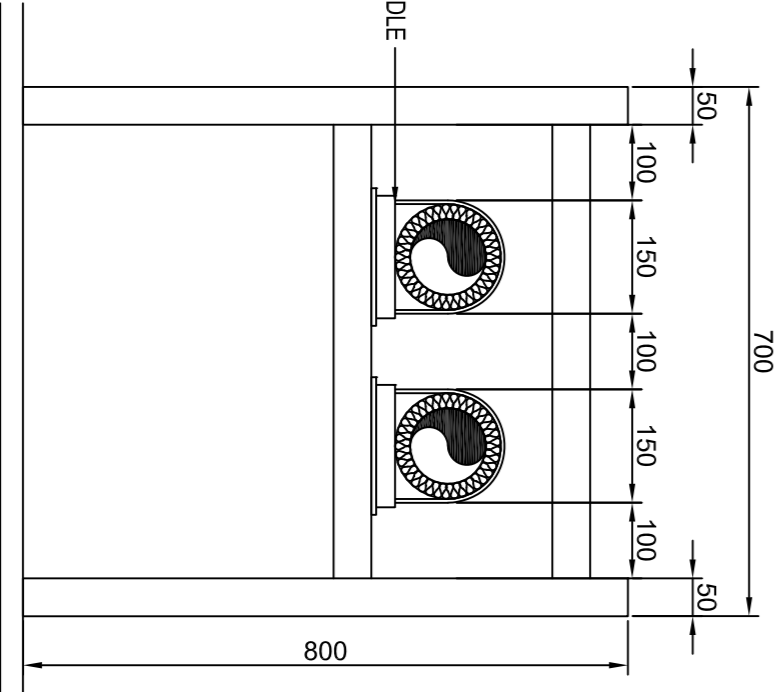


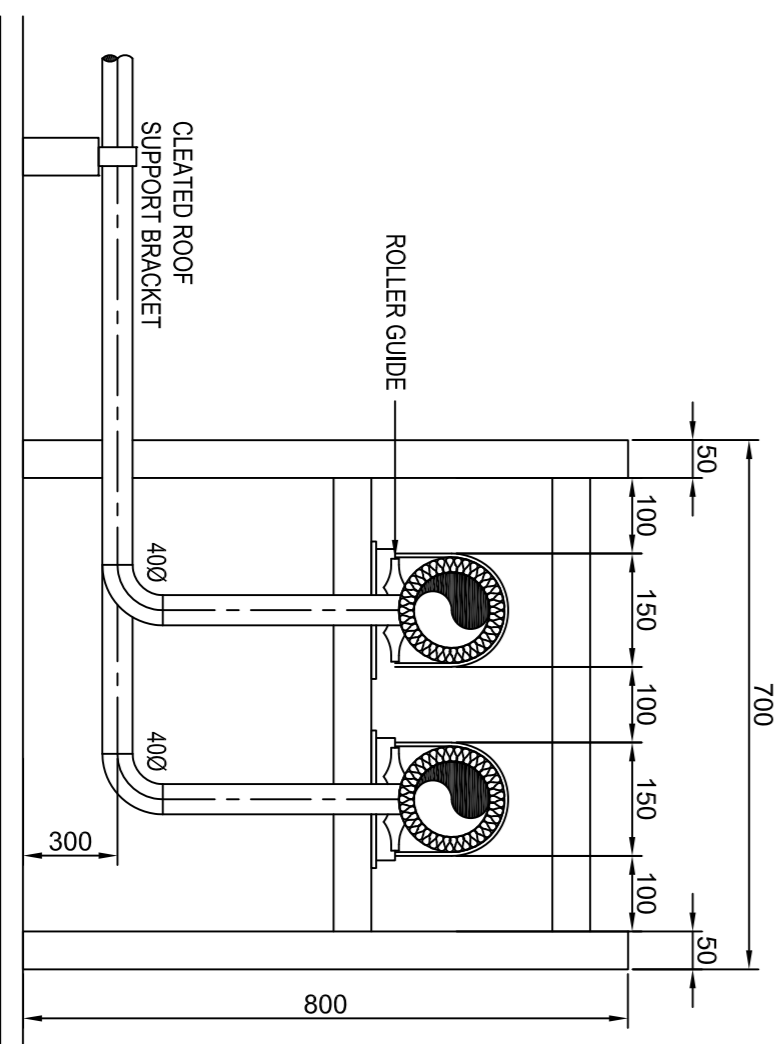
TYPICAL DETAIL FOR  
650 LTHW HEATING FAR  
PIPEWORK DOUBLE STACKED



TYPICAL DETAIL FOR  
1000 LTHW HEATING FAR PIPEWORK  
BIG FOOT SUPPORT SYSTEM WITH ROLLER  
AND CHAIR GUIDES WITH SADDLE



TYPICAL DETAIL FOR  
1000 LTHW HEATING FAR PIPEWORK  
BIG FOOT SUPPORT SYSTEM ANCHOR FOR  
LINEAR EXPANSION



TYPICAL DETAIL FOR  
1000 LTHW HEATING FAR PIPEWORK  
WITH 400 LTHW FAR CONNECTIONS FROM MAINS


## PLANNING DRAWING

NOTES:  
1. FOR STANDARD DRAWING NOTES & LEGEND PLEASE REFER TO  
DRAWING NO: 2777-RW-M-0094

REFER ALSO LB/20014

A	AMENDED TO LB COMMENTS	16.03.20
REV	AMENDMENT	DATE

Client



ARGYLE STREET  
LONDON  
WC1H 8NJ

**BYA** BUTLER & YOUNG ASSOCIATES

Mechanical and Electrical Consulting Engineers

1st Floor, 54-62 Station Road East, Oxford, Surrey RH8 0PG

Telephone 01883 717172 Fax 01883 717174

Website [www.bya.co.uk](http://www.bya.co.uk) Email [enquiries@bya.co.uk](mailto:enquiries@bya.co.uk)

Project

ALEXANDRA ROAD ESTATE  
(ROWLEY WAY)

Drawing Title

ESTATE BLOCK A1  
PROPOSED LTHW HEATING SERVICES LAYOUT

Scales	Xref	Dwg Sheet
1:100	1	A1
Drawn	Checked	Date
NS	DD	MAY 18
BYA Ref:	Drawing Number:	REV
2777	2777-RW-M-009	A
BYA Cat Ref:	2777-RW-M-009	A