

FOR ROOM SPECIFIC INFORMATION  
PLEASE REFER TO RDS:

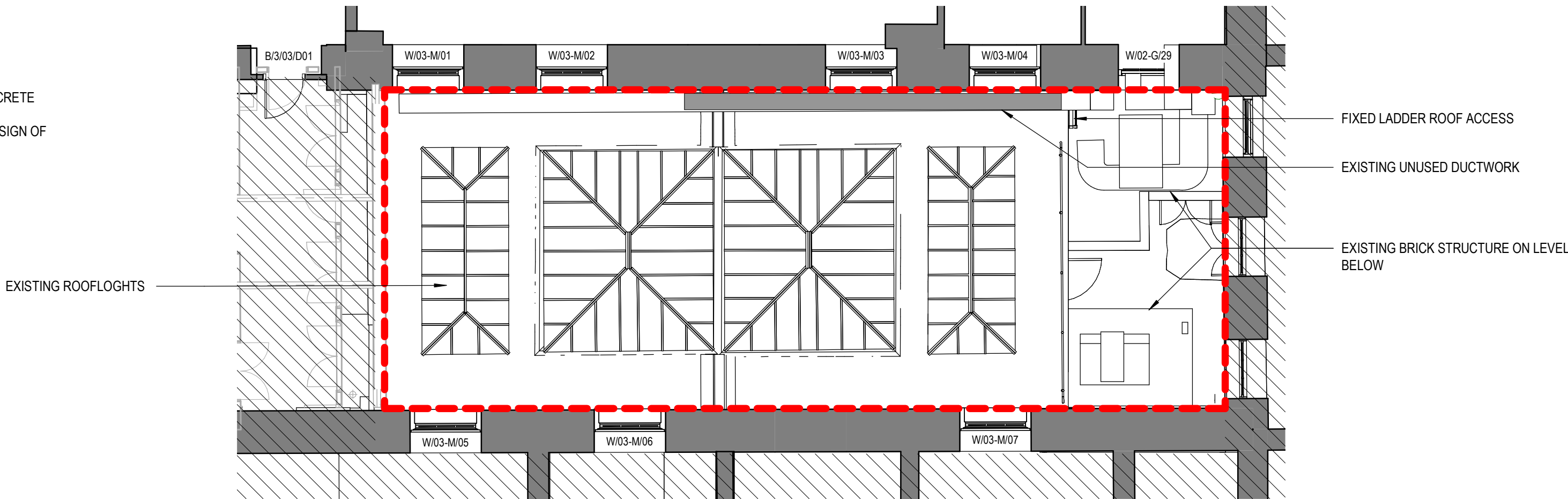
DRAWING NUMBERS: A-2300 - 2356

SCHEDULE: A-1006

EXISTING ROOF CONDITION

EXISTING ROOF HAS ASPHALT FINISH WITH CONCRETE UPSTANDS. SURFACE HAS CRACKS. THE UPSTANDS ARE ALL IN GOOD CONDITION, NO SIGN OF WATER INGRESS.

EXTENTS OF ROOFING WORKS -



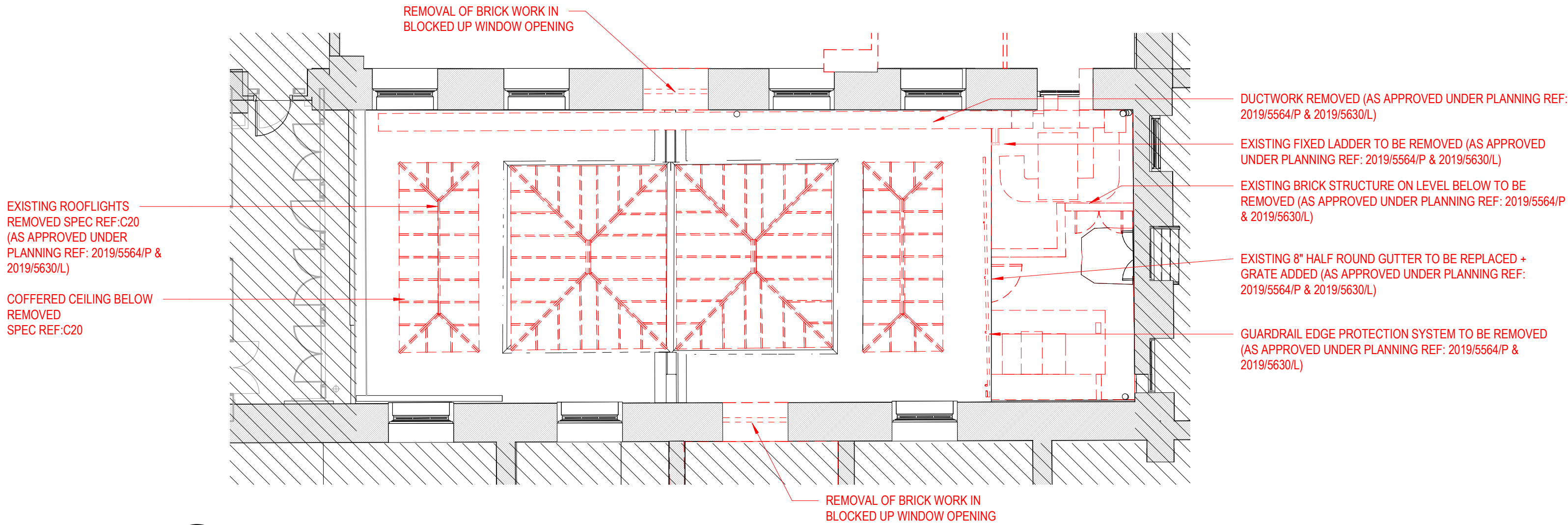
DEMOLITION (AS APPROVED UNDER  
REF 2019/5564/P & 2019/5630/L)

PROPOSED WORK

1 FLOOR PLAN - LEVEL 03 ROOF - EXISTING

1 : 100

WORKS SUBJECT TO PLANNING APPLICATION	
WORKS APPROVED UNDER PLANNING REF: 2019/5564/P & 2019/5630/L	PROPOSED WORKS TO BE CONSIDERED IN COURTYARD UNDER THIS APPLICATION
<ul style="list-style-type: none"><li>NEW SKYLIGHTS RL-01-04</li><li>RE-ROOFING</li><li>DUCTWORK REMOVAL</li><li>BRICK STRUCTURE REMOVAL</li><li>EXISTING WINDOW REGLAZE</li><li>NEW HANDRAIL</li><li>NEW RENDER FINISH TO TRAINING ROOM EAST WALL</li></ul>	<ul style="list-style-type: none"><li>NEW EXTERNAL METAL LOUVRE SHADING OVER SKYLIGHTS</li><li>REPLACEMENT DUCTWORK THROUGH BASEMENT WINDOWS</li><li>NEW FLOOR MOUNTED EXTRACT FAN &amp; EXTRACT DUCT FROM BASEMENT TO ROOF LEVEL</li><li>NEW METAL LOUVRE TO L1 PLANTROOM</li><li>REPLACEMENT OF BLOCKED UP LEVEL 3 WINDOWS WITH NEW WINDOWS</li></ul>



2 FLOOR PLAN - LEVEL 03 ROOF - DEMOLITION

1 : 100

NOTE:

NEW SKYLIGHTS RL-01 - 04 SHALL BE FITTED WITH SIDE OPENING VENTILATION (AS APPROVED UNDER PLANNING REF: 2019/5564/P & 2019/5630/L) FOUR NEW LONSDALE OR EQUIVALENT

SOLAR SHADING LOUVRE BLADES FIXED EXTERNALLY  
REFER TO SPEC REF:L10

ALL WINDOWS NOTED W/03-M-01 TO 07 INCLUSIVE - RE-GLAZING ONLY  
(AS APPROVED UNDER PLANNING REF: 2019/5564/P & 2019/5630/L)

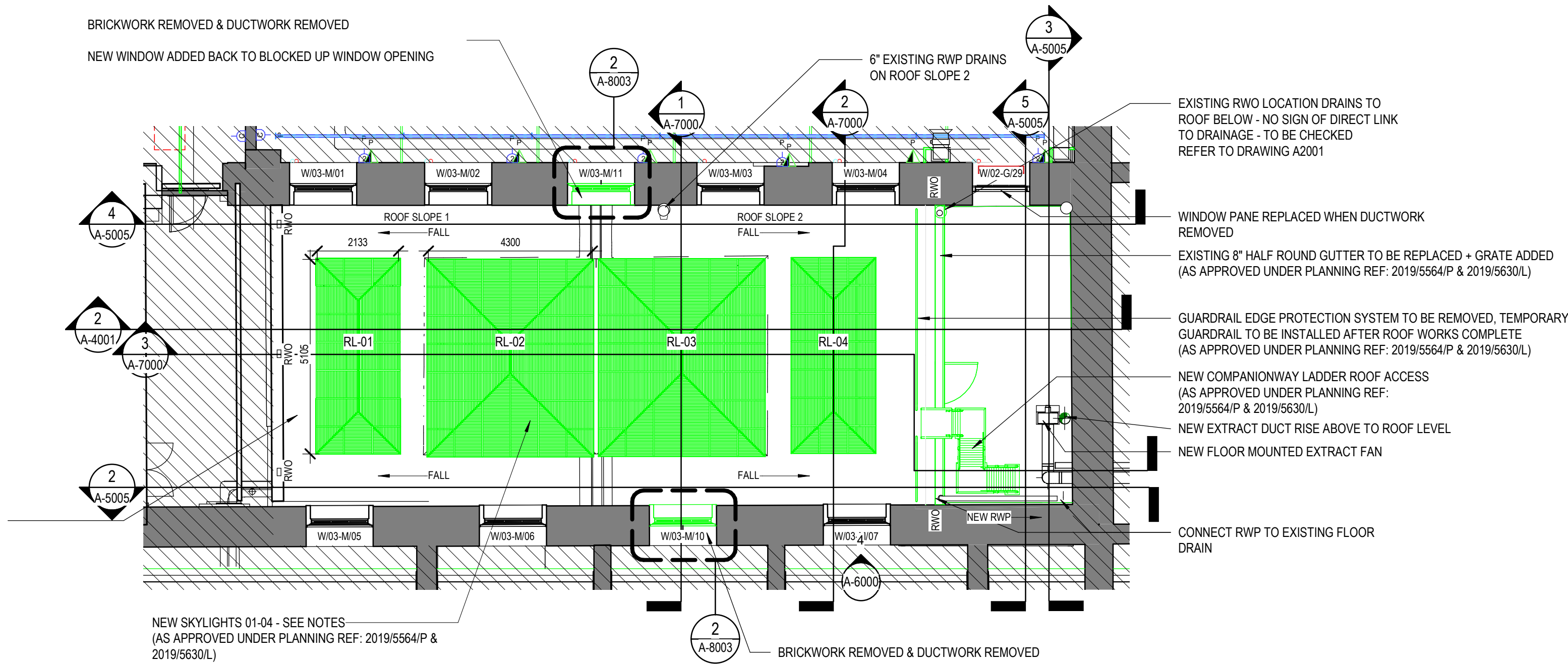
REMOVE ALL PLATE GLASS AND REMOVE ALL DUCTWORK AND OTHER EXTRUSIONS FROM INSIDE REMOVE ALL GLAZING BEADS TO ALLOW FOR NEW GLAZING . NEW GLASS TO CONFORM ITO BUILDING REGULATION AND BS FOR IMPACT. GLASS TO BE TOUGHENED / LAMINATED. ALLOW FOR MODIFICATIONS TO GLAZING BEADS WHERE NEW GLAZING IS THICKER. REFER TO SPEC REF:L40

ROOF

EXISTING FINISH RETAINED, USE A 3 STAGE LIQUID ROOF SYSTEM & NEW LEAD FLASHINGS TO UPSTANDS. REFER TO SPEC REF:J31 (AS APPROVED UNDER PLANNING REF: 2019/5564/P & 2019/5630/L)

REFER TO DRAWING BMWW-HOK-ZZ-ZZ-DR-A-8000

UNDERSLAB INSULATION FIXED TO SLAB WITH PLASTERBOARD FINISH ( NOT IN SCOPE FOR ROOFING WORKS )



3 FLOORPLAN - LEVEL 03 ROOF - PROPOSED

1 : 100

The British Museum

Project  
THE WHITE WING -  
ESSENTIAL  
INFRASTRUCTURE  
The Trustees of the British Museum

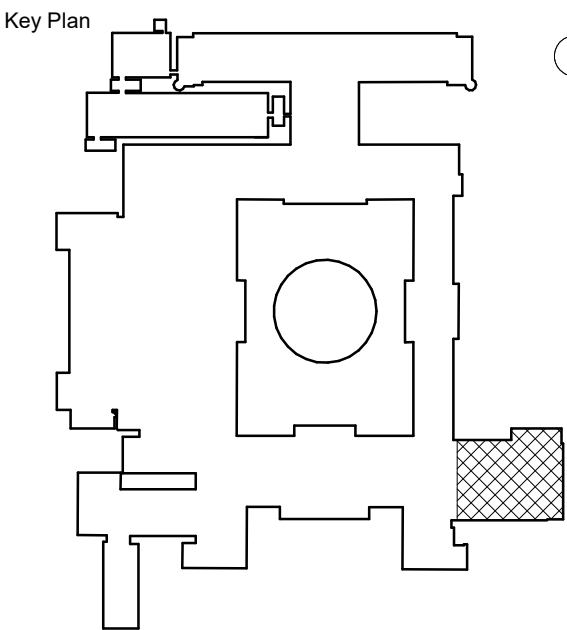


HOK International Ltd.  
Qube, 90 Whitfield Street  
London W1T 4EZ  
t +44 (0)20 7636 2006  
f +44 (0)20 7636 1987

All reproduction & intellectual property rights reserved © 2019  
In Association with

Alan Baxter Ltd  
75 Cowcross Street  
London, EC1M 6EL

TGA Consulting Engineers  
The Rivergreen Centre, Aykley Heads  
Durham, DH1 5TS



Site verify all dimensions prior to construction  
Report all discrepancies to HOK immediately  
This drawing is to be read in conjunction with all relevant documents and drawings

Rev.	Description	Date
P01	For Information	20.09.19
P02	For Co-ordination	29.11.19
P03	Planning	02.12.19
P04	For Statutory Consents	06.12.19
P05	For Tender	06.12.19
P06	For Planning	13.01.20

Drawn by: RS Reviewed by: LC  
Approved by: SPD Scale @ A1: As indicated

Project No: 19.33045.00

Sheet Title

FLOORPLAN - LEVEL 03  
- ROOF

Original drawing is A1. Do not scale contents of this drawing.

Sheet Number

BMWV-HOK-ZZ-M-DR-A-2103

Status: NA

Revision: P06

0 1 5 10 M