

60/70 ROYAL COLLEGE STREET, NEW GARAGE & TRAINING CENTRE  
1961

# Metropolitan Borough of St. Pancras.

## PUBLIC HEALTH DEPARTMENT.

The Public Health (London) Act, 1936 (26 Geo. 5 & 1 Edw. 8 Ch. 50).

\* See plan N° 35560  
for amended drawing

## DRAINAGE OF PREMISES.

TO THE SAINT PANCRAS BOROUGH COUNCIL.

Plan No. 35560 J.A.

Gentlemen,

The undersigned hereby gives notice of intention to carry out at the premises described below the drainage works shown upon the accompanying plans and sections, and described in the particulars deposited herewith at the Offices of the Borough Council.

Dated this FIRST day of AUGUST 1961.

Situation and Description of Premises referred to above :-

60/70 ROYAL COLLEGE STREET, ST. PANCRAS.

SERVICE STATION AND TRAINING CENTRE FOR SHELL-MEX AND B.P. LTD.

Signature of person intending to execute the works R. D. B. Jones

Address NUMBER ONE, KINGSWAY, LONDON, W.C.2.



Name of the Owner of the Premises SHELL-MEX AND B.P. LTD.

Address NUMBER ONE, KINGSWAY, LONDON W.C.2.

### TAKE NOTICE.

- 1.—Before beginning to lay or dig out the foundation of any house or building, or to rebuild any house or building, seven days' notice in writing shall be given to the Borough Council by the person intending to build or rebuild such house or building. (Sec. 39, Public Health (London) Act, 1936.)
- 2.—Before making any drain for the purpose of draining directly or indirectly into any sewer, seven days' notice in writing shall be given to the Borough Council by the person intending to make such drain. (Sec. 39, Public Health (London) Act, 1936.)
- 3.—Every builder who is about to execute any work as defined in these by-laws shall serve upon the Sanitary Authority at least 24 hours' notice in writing of the day and time at which such work is to be commenced together with such detailed descriptions as shall sufficiently describe the proposed work. (By-laws London County Council (water closets, &c., and the proper accessories thereof), 1930, and Public Health (London) Act, 1936.)
- 4.—Every person about to construct, reconstruct or alter any drainage work, shall deposit in duplicate, 7 days before the work is commenced, the plans, sections and particulars necessary for the purpose of ascertaining whether such construction, reconstruction, or alteration will be in accordance with statutory provisions and by-laws. Such persons shall also serve at least 24 hours' notice in writing of the day and time at which the work is to be commenced. (Drainage By-Laws, London County Council, 1934, and Public Health (London) Act, 1936.)

Forms to be obtained from, Notices given to, and Plans, Sections, and Particulars deposited at the Public Health Department, Town Hall, Euston Road, N.W.1.



Situation of Premises. *60/70, WINDMILL STREET, ST. PETERS.*  
 Whether under Intimation. \_\_\_\_\_ Whether New Building. *Yes.*  
 Depth of Sewer below. *NOT APPLICABLE.* Depth of Basement Floor below Street. *None.*  
 Size of Sewer. *NOT APPLICABLE.*  
 Position of Sewer to be shown on Plan. Condition of Outlet in Sewer. Condition of Outlet on Premises.  
*DRAINAGE TO DISCHARGE INTO EXISTING SYSTEM IN OWNERS ADJOINING PROPERTY.*


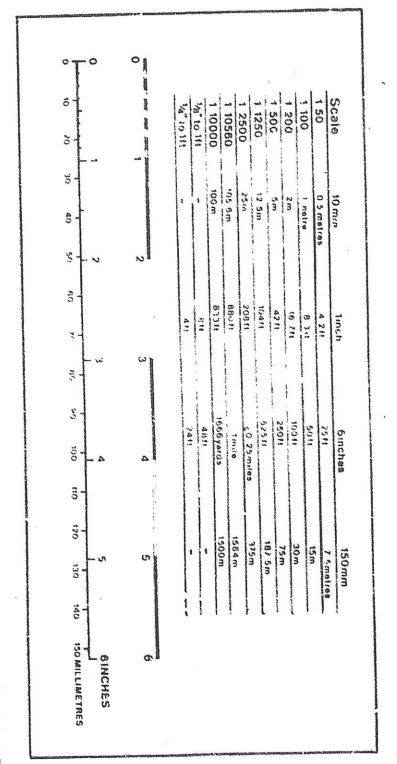
INITIAL LETTERS FOR REFERENCE.

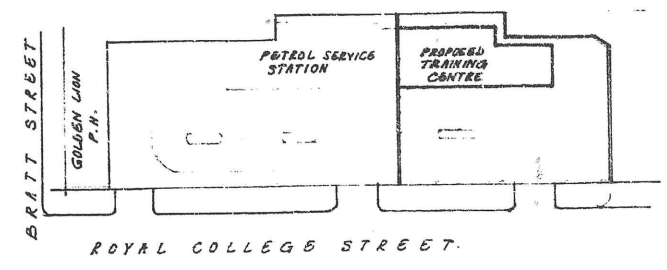
- |                     |                                   |                        |  |
|---------------------|-----------------------------------|------------------------|--|
| S=Sink.             | Tap=Drawtap over.                 | T=Trap or Syphon Trap. | Bt=Basement.                                     |
| L=Lavatory.         | WC=Water-closet.                  | FAI=Fresh Air Inlet.   | Grd=Ground                                       |
| B=Bath.             | U=Urinal.                         | CA=Clearing Arm.       | Fir=Floor (e.g. Bt. Fir. 1st Fir., &c.).         |
| WP=Wastepipe.       | SP=Soilpipe.                      | PA=Plunging Arm.       | Open space, open under, open over, to be stated. |
| RWP=Rainwater Pipe. | V=Vent or Vent Pipe.              | WH=Washhouse.          |  |
| G=Gully             | MH=Manhole or Inspection Chamber. | Sc=Scullery.           |  |

IMPORTANT POINTS IN THE MAKING OF PLANS AND SECTIONS.

The plans and sections must be indelibly made on a durable material to scale, preferably one inch to eight feet, and must be deposited in duplicate, and show, amongst other things, the whole of the premises and the position of existing buildings in black ink, any proposed new building or new w.c. in light pink (otherwise clearly shown as new), existing drains in blue, and proposed drains in red; also the points of the compass, the names of the streets and numbers of the houses immediately adjoining the premises, the levels of the different parts of the premises, and the lines, sizes, depths, and inclinations of the proposed drainage (including sections along the line of the drains, the fall of the drains being stated also in figures), and the position and form of every appliance, fitting, means of access, and construction in connection with, or discharging into, the drainage system of the premises.

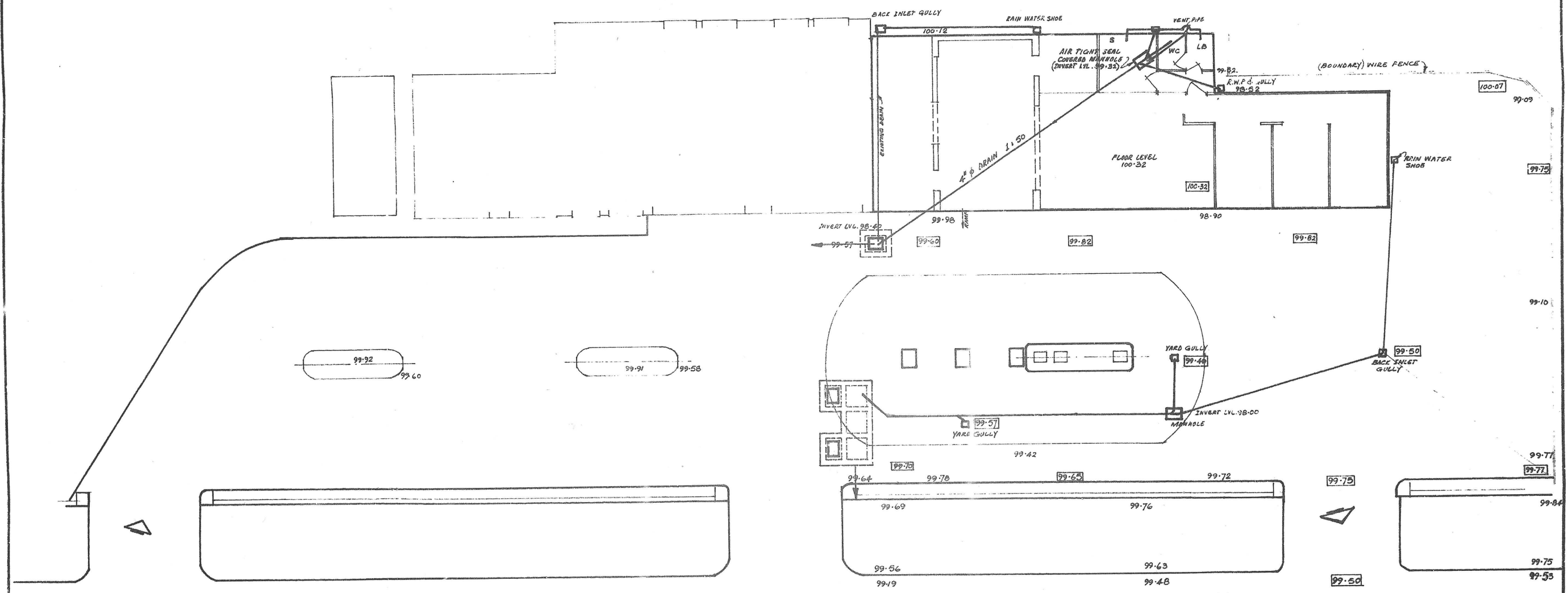
Plans and Sections and existing drain openings examined and Date. \_\_\_\_\_ Plans of proposed drainage approved.  
 Public Health Inspector and Date \_\_\_\_\_ Medical Officer of Health. Date \_\_\_\_\_  
 Drainage completed as approved and Date. \_\_\_\_\_ Engineer and Surveyor. Date \_\_\_\_\_  
 Public Health Inspector and Date \_\_\_\_\_






**LOCATION PLAN**  
(SCALE: 1/500)

*See plan No 35560 amended drawing*



**NOTE.**  
ALL LEVELS TAKEN FROM MANHOLE COVER IN ROAD.  
OPPOSITE NO 115, ROYAL COLLEGE STREET. ASSUMED DATUM +100.00.

<b>PROPOSED TRAINING CENTRE</b> ROYAL COLLEGE STREET CAMDEN TOWN N.W.1. <b>DRAINAGE LAYOUT</b>	Scale:	1/8" TO 1'-0"
	Date:	26th JULY 61.
SHELL-MEX & B.P. LTD. LONDON DIVISION ENG. DEPT.	Drawn by:	J.L. HAMILTON
	Drawing No:	86/7.
	AS.	Rev.
	Print No:	



		For Official Use
<b>W.C. Compartments (Contd.)</b>		
12. Means of lighting	ELECTRICAL CEILING MOUNTED LIGHT FITTING.	
13. Means of ventilation (including permanent ventilation)	OPENING LIGHTS IN FIXED TIMBER WINDOWS	
<b>Urinal Compartments</b>		
14. Walls - (construction of)	—	
15. Ceiling - (construction of)	—	
16. Floor - (construction of)	—	
17. Means of lighting	—	
18. Means of ventilation (including permanent ventilation)	—	
<b>Ventilated Lobbies</b>		
19. Walls - (construction of)	100MM CONCRETE BLOCKWORK.	
20. Ceiling (construction of)	125MM PLASTERBOARD WITH ARTEX FINISH.	
21. Floor (construction of)	175MM. REINFORCED CONCRETE WITH TILED FINISH.	
22. Doors - (closure mechanism)	'PERGO' DOOR CLOSERS	
23. Means of lighting	ELECTRICAL CEILING MOUNTED LIGHT FITTING	
24. Means of ventilation	MECHANICAL VENTILATION TO GIVE MINIMUM 300 AIR CHANGES PER HOUR	
<b>General</b>		
25. Dimensions of spaces outside W.C. and urinal windows	MINIMUM 1000MM WIDE 'CORRIDOR' TYPE PASSAGE.	

For Official Use Only

Environmental Health Officer's observations.

- (a) Approved
- (b) To be combined in combination (with)
- (c) Approved subject to.

*all existing drain being  
reused to be tested and  
if unsound to be relaid  
or processed*

*[Signature]*  
Environmental Health Officer

Date *10/12/84*

Application approved

*[Signature]*  
Chief Environmental Health Officer

Date *10 12 84*

Council's approval of drainage in combination

Date

COMPLETION OF WORK

Date

For completion by Superintending Engineer for Director of Technical Services *NO*

Depth of sewer below street

Size of sewer

Particular comments (e.g. condition of existing outlet, if applicable)