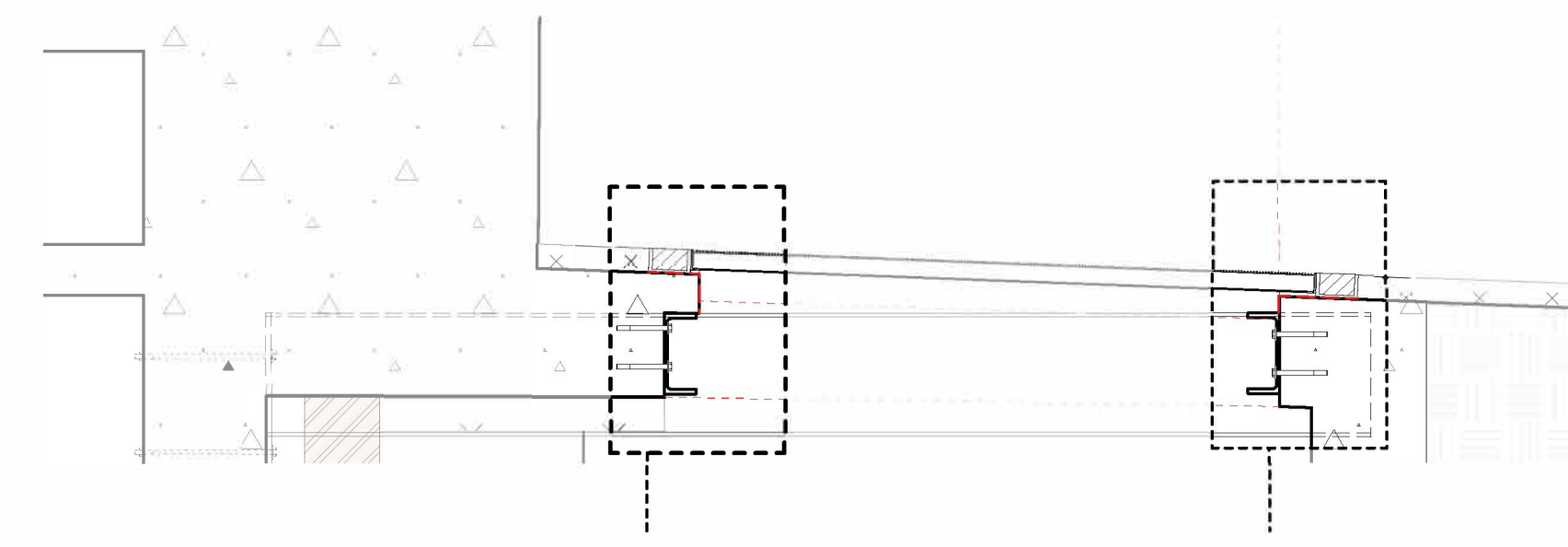


**GENERAL NOTES**  
THIS DRAWING IS © CUBE DESIGN LTD  
CONTRACTORS MUST CHECK ALL DIMENSIONS ON SITE. ONLY FIGURED DIMENSIONS ARE TO BE WORKED FROM. DISCREPANCIES MUST BE REPORTED TO THE ARCHITECT BEFORE PROCEEDING  
WHEN THIS DRAWING IS ISSUED IN DWG FORMAT CUBE DESIGN TAKE NO RESPONSIBILITY OR LIABILITY FOR THE USE AND/OR ADJUSTMENT OF THESE LAYOUTS BY A THIRD PARTY. THE USE OF THIS INFORMATION IS AT THE USER'S RISK.  
THIS DRAWING SHOULD BE VIEWED / PRINTED IN COLOUR.

**NOTE:**  
Information based on historical record drawings and survey information.  
Contractor and manufacturers to survey on site prior to any works.

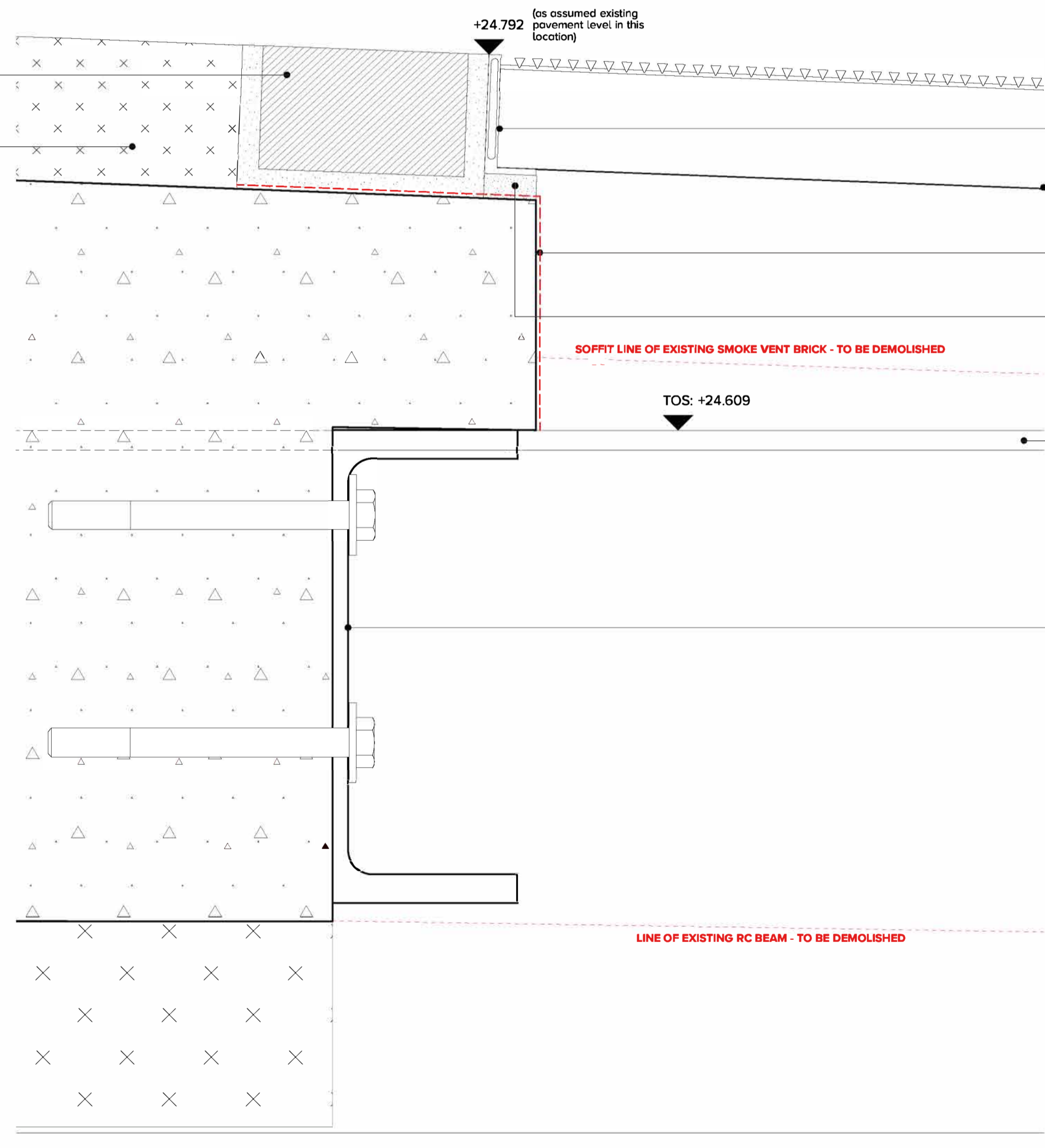
**NOTE:**  
To be read in conjunction with CDL drawing:  
**1289-CDL-01-B1-DR-A-20013**  
Proposed Transformer Chamber Plan



PAVEMENT GRILLE - DETAIL KEY - 1:20 @ A1

Single brick course to frame the grille at Enabling Works stage. To be removed and replaced when the full masterplan hardscaping scheme is enacted.

Existing hardscaping to be retained. Thickness estimated.

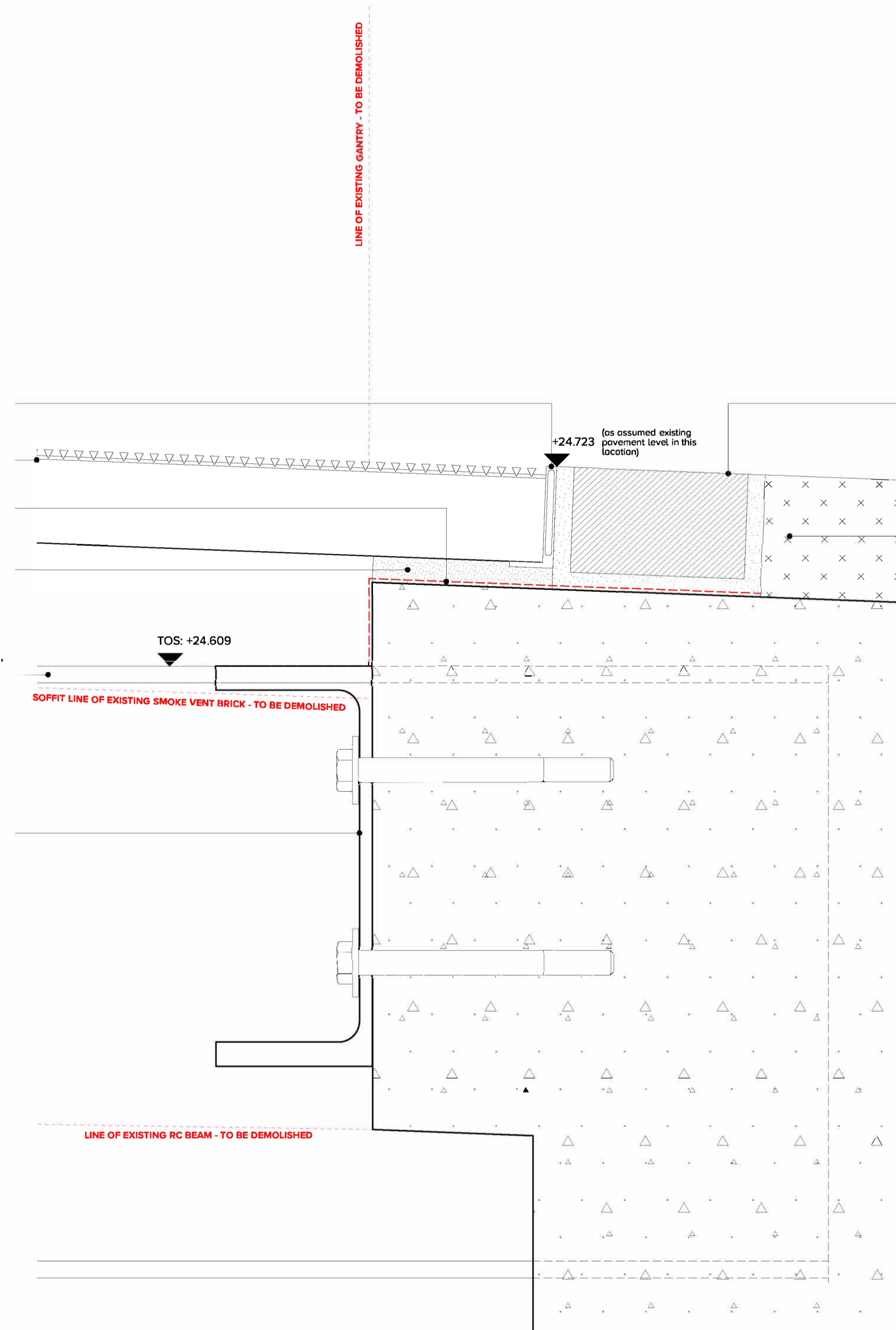


**DETAIL A**  
Pavement Grille Edge Detail - 1:2 @ A1

- INTRAGrille Matwell Edging profile to match the grille profile
- INTRAGrille Stainless Steel Grille System 50x3mm profile.
- RIW FlexSeal and DoubleDrain, or similar, to waterproof concrete deck and underside of hardscaping.
- Mortar bed for Matwell Edging to INTRAGRILL to sit onto.
- 356x171x45UB to replace removed RC beams, to bear on external wall and link into existing beam. To Structural Engineer's specification.
- 230 x 90 x 32 PFC to trim opening between beams, resin anchored into cut ends of removed RC beams. To Structural Engineer's specification.

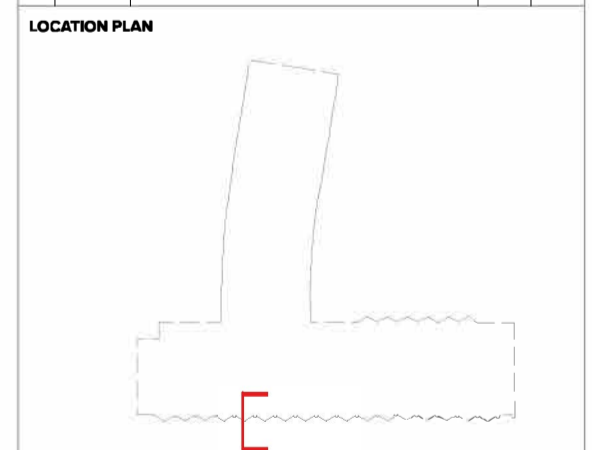
Single brick course to frame the grill at Enabling Works stage. To be removed and replaced when the full masterplan hardscaping scheme is enacted.

Existing hardscaping to be retained. Thickness estimated.



**DETAIL B**  
Pavement Grille Edge Detail - 1:2 @ A1

REVISIONS				DRWN	CHKD
REV	DATE	DESCRIPTION		IGB	JLS
A	05/02/20	Initial Issue.			



**cube\_design**  
architecture interior design graphics  
Unit 12, Headlands Business Park, Solisbury road  
Ringwood, Hampshire, BH24 3PB  
[T] 01425 481 999  
e-mail: maildesk@cube-designltd.co.uk  
www.cube-designltd.co.uk

**PROJECT**  
Imperial Hotel  
Russell Square, London

**DRAWING TITLE**  
**01 - ENABLING WORKS**  
Pavement Grille Details - UKPN Works

**STATUS**  
FOR COMMENT

**DATE DRAWN**  
18/02/20

**DRAWN BY**  
LGB

**SCALE**  
1:2 @ A1

**CHECKED BY**  
PJ

**DRAWING NUMBER**  
**1289-CDL-01-00-DR-A-21002-A**

