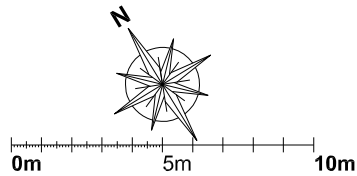


Disclaimer

1. All dimensions must be checked on site and discrepancies verified with the Architect.
3. Unless shown otherwise all dimensions are to structural surfaces and are in mm.
4. Any discrepancies between the Engineer's and Architect's drawings must be verified with the Architect.
5. This drawing is only for the status shown below and should not be used for any other purpose.
6. To be read with all Contract Documents.

General Notes



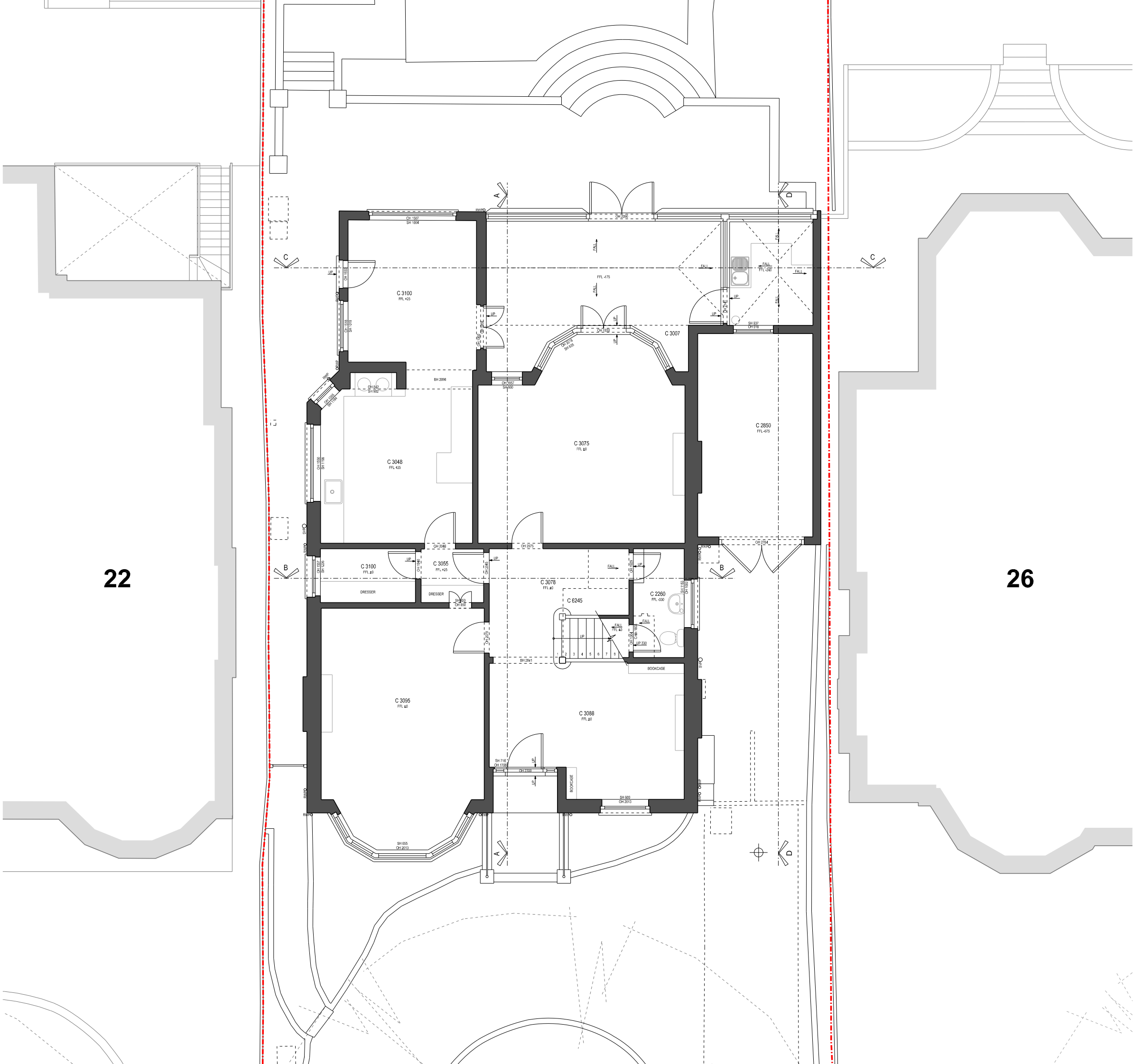
Rev.	Date	Description

IDEA ARCHITECTS
LONDON

235 Blackstock Road, London N5 2LL

ISSUED FOR PLANNING

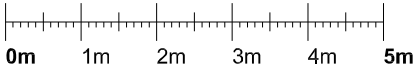

Project		Project No.
24 Ferncroft Avenue London NW3 7PH		2002
Client		
Mrs Rusul T M Al-Magsoosi		
Date	25/05/2020	Revision
Scale / Format	1:250 / A3	-
CAD Ref	Drawn	Approved
Drawing Name		Drawing No.
Existing Site Plan		E(00)_100



Disclaimer

1. All dimensions must be checked on site and discrepancies verified with the Architect.
3. Unless shown otherwise all dimensions are to structural surfaces and are in mm.
4. Any discrepancies between the Engineer's and Architect's drawings must be verified with the Architect.
5. This drawing is only for the status shown below and should not be used for any other purpose.
6. To be read with all Contract Documents.

General Notes



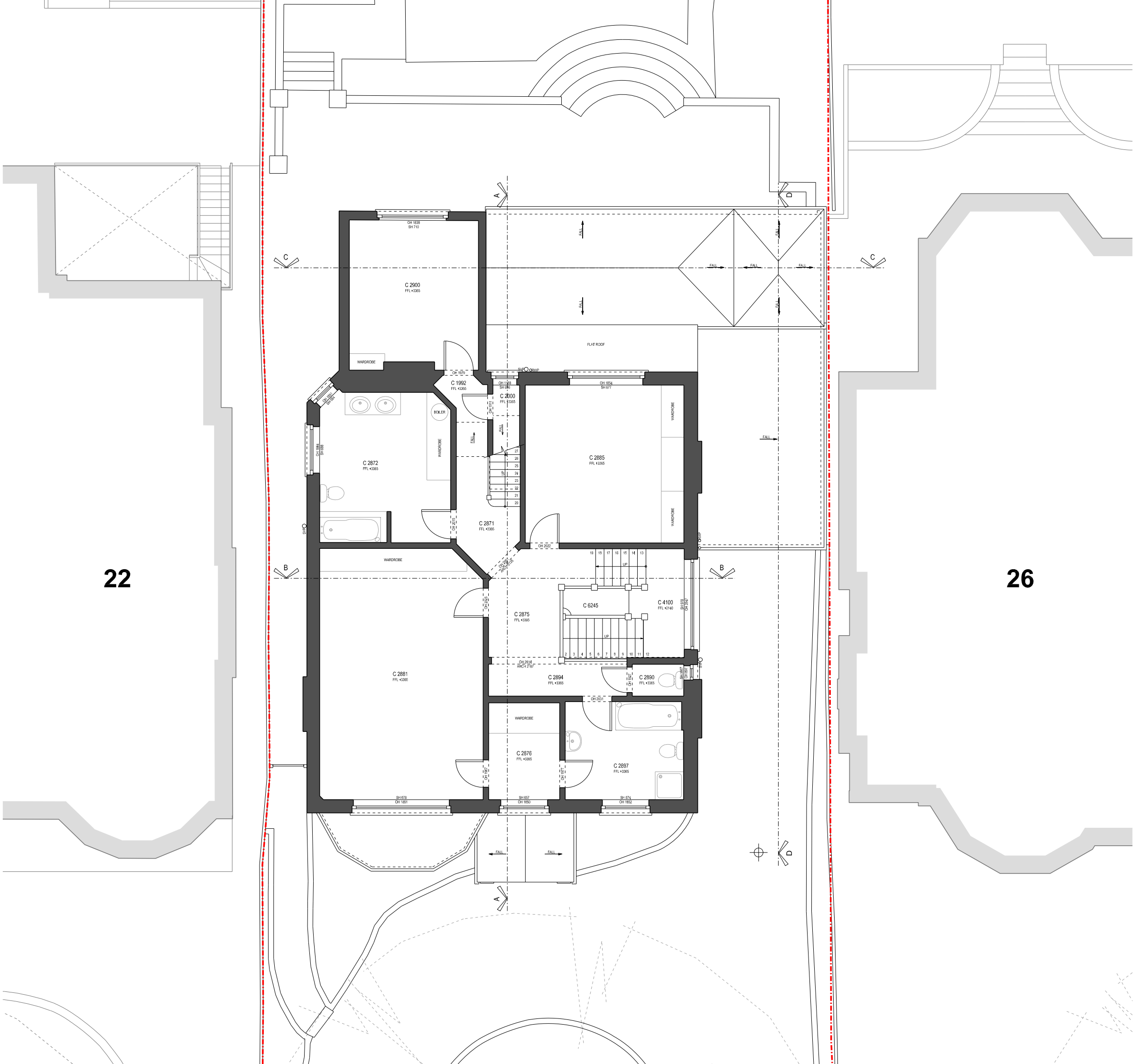
Rev.	Date	Description
-	-	-

IDEA ARCHITECTS
LONDON

235 Blackstock Road, London N5 2LL

ISSUED FOR PLANNING

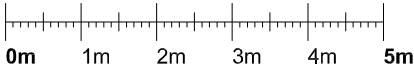

Project	Project No.	
24 Ferncroft Avenue London NW3 7PH	2002	
Client	Mrs Rusul T M Al-Magsoosi	
Date	25/05/2020	Revision
Scale / Format	1:100 / A3	-
CAD Ref	Drawn	Approved
Drawing Name	Drawing No.	
Existing Ground Floor Plan	E(02)_100	



Disclaimer

1. All dimensions must be checked on site and discrepancies verified with the Architect.
3. Unless shown otherwise all dimensions are to structural surfaces and are in mm.
4. Any discrepancies between the Engineer's and Architect's drawings must be verified with the Architect.
5. This drawing is only for the status shown below and should not be used for any other purpose.
6. To be read with all Contract Documents.

General Notes



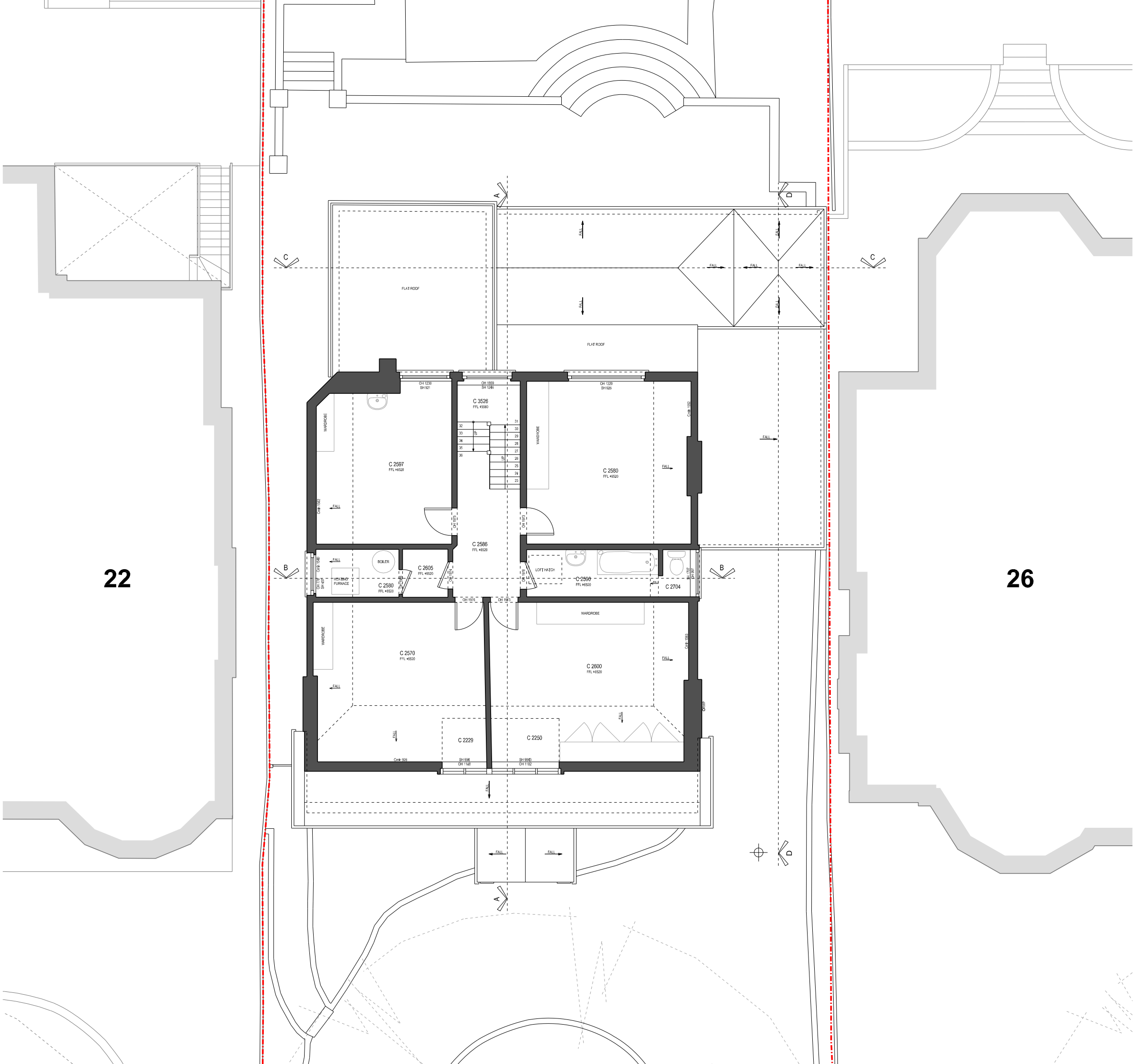
Rev.	Date	Description
-	-	-

IDEA ARCHITECTS
LONDON

235 Blackstock Road, London N5 2LL

ISSUED FOR PLANNING

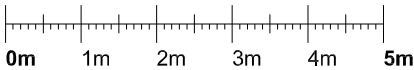
Project	Project No.	
24 Ferncroft Avenue London NW3 7PH	2002	
Client	Mrs Rusul T M Al-Magsoosi	
Date	25/05/2020	Revision
Scale / Format	1:100 / A3	-
CAD Ref	Drawn	Approved
Drawing Name	Drawing No.	
Existing First Floor Plan	E(02)_101	



Disclaimer

1. All dimensions must be checked on site and discrepancies verified with the Architect.
3. Unless shown otherwise all dimensions are to structural surfaces and are in mm.
4. Any discrepancies between the Engineer's and Architect's drawings must be verified with the Architect.
5. This drawing is only for the status shown below and should not be used for any other purpose.
6. To be read with all Contract Documents.

General Notes



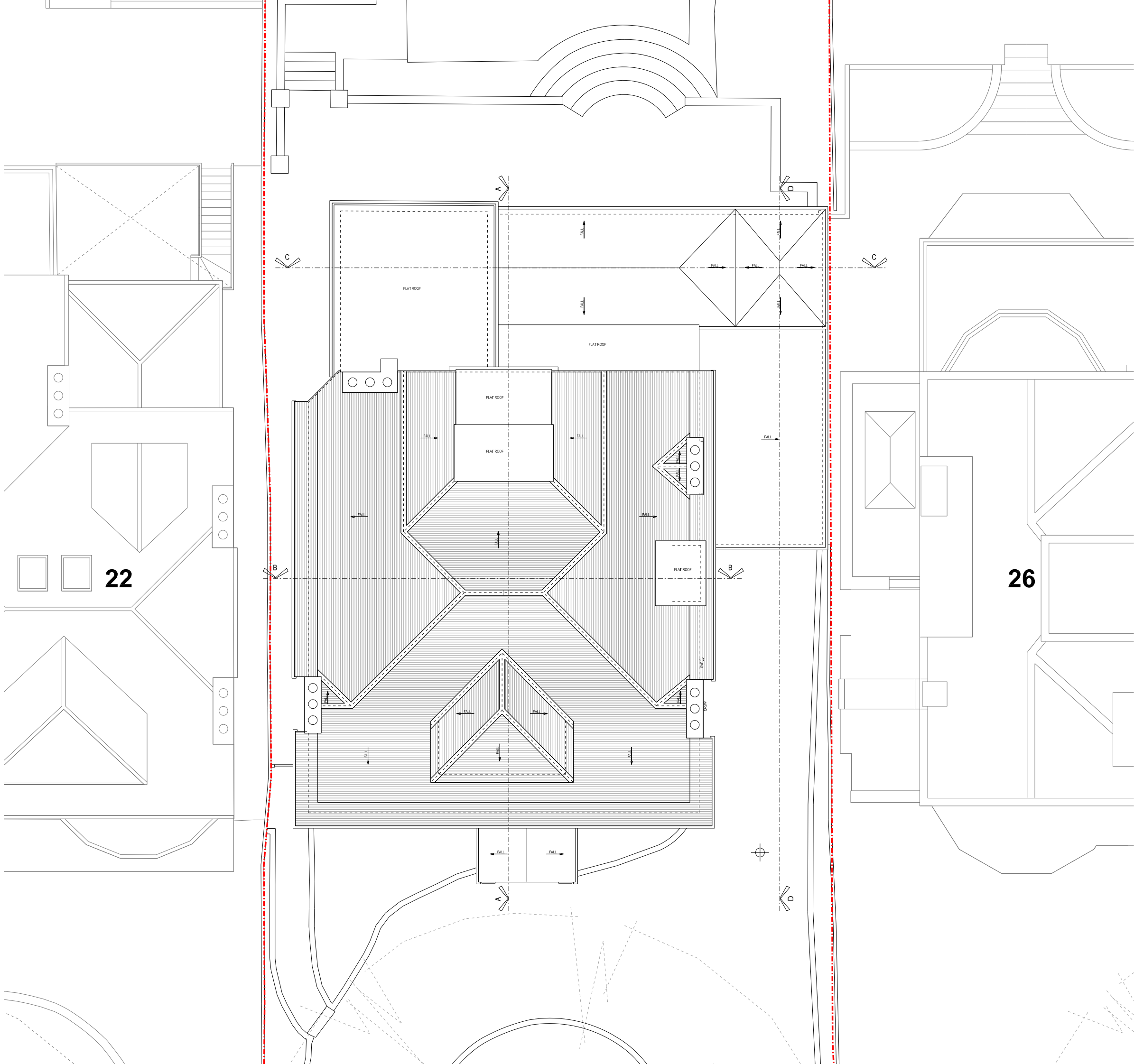
Rev.	Date	Description
-	-	-

IDEA ARCHITECTS LONDON

235 Blackstock Road, London N5 2LL

ISSUED FOR PLANNING

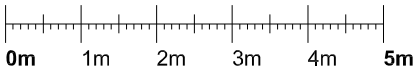
Project	24 Ferncroft Avenue London NW3 7PH	Project No.	2002
Client	Mrs Rusul T M Al-Magsoosi		
Date	25/05/2020	Revision	-
Scale / Format	1:100 / A3		
CAD Ref	Drawn	Approved	
Drawing Name	Existing Second Floor Plan	Drawing No.	E(02)_102



Disclaimer

1. All dimensions must be checked on site and discrepancies verified with the Architect.
3. Unless shown otherwise all dimensions are to structural surfaces and are in mm.
4. Any discrepancies between the Engineer's and Architect's drawings must be verified with the Architect.
5. This drawing is only for the status shown below and should not be used for any other purpose.
6. To be read with all Contract Documents.

General Notes



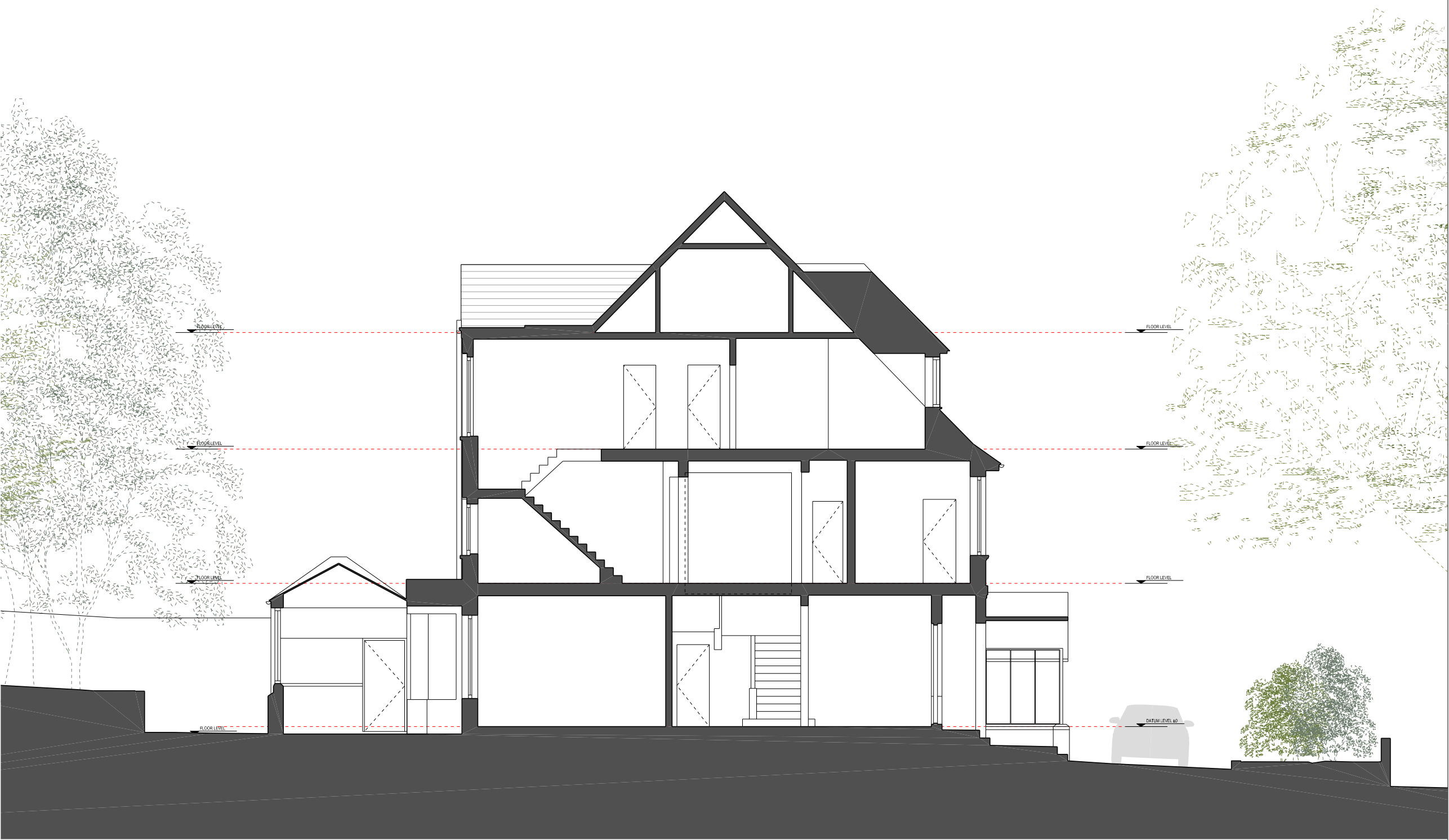
Rev.	Date	Description
------	------	-------------

IDEA ARCHITECTS
LONDON

235 Blackstock Road, London N5 2LL

ISSUED FOR PLANNING

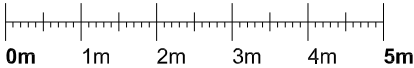
Project	Project No.	
24 Ferncroft Avenue London NW3 7PH	2002	
Client	Mrs Rusul T M Al-Magsoosi	
Date	25/05/2020	Revision
Scale / Format	1:100 / A3	-
CAD Ref	Drawn	Approved
Drawing Name	Drawing No.	
Existing Roof Plan	E(02)_103	



Disclaimer

1. All dimensions must be checked on site and discrepancies verified with the Architect.
3. Unless shown otherwise all dimensions are to structural surfaces and are in mm.
4. Any discrepancies between the Engineer's and Architect's drawings must be verified with the Architect.
5. This drawing is only for the status shown below and should not be used for any other purpose.
6. To be read with all Contract Documents.

General Notes



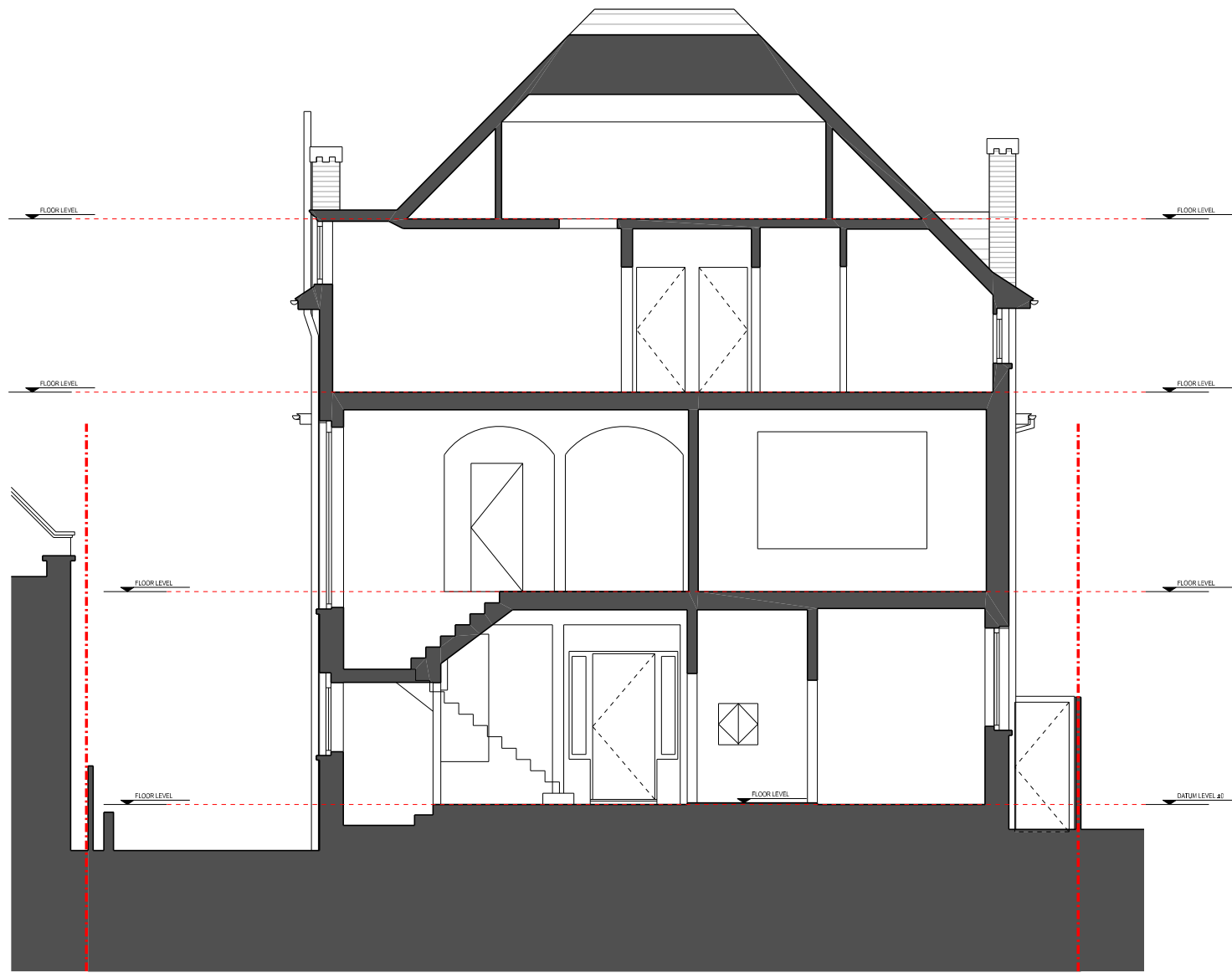
Rev.	Date	Description
------	------	-------------

IDEA ARCHITECTS
LONDON

235 Blackstock Road, London N5 2LL

ISSUED FOR PLANNING

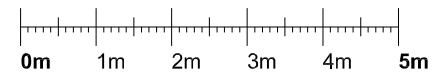
Project		Project No.
24 Ferncroft Avenue London NW3 7PH		2002
Client		
Mrs Rusul T M Al-Magsoosi		
Date	25/05/2020	Revision
Scale / Format	1:100 / A3	-
CAD Ref	Drawn	Approved
Drawing Name		Drawing No.
Existing Section AA		E(03)_100



Disclaimer

1. All dimensions must be checked on site and discrepancies verified with the Architect.
3. Unless shown otherwise all dimensions are to structural surfaces and are in mm.
4. Any discrepancies between the Engineer's and Architect's drawings must be verified with the Architect.
5. This drawing is only for the status shown below and should not be used for any other purpose.
6. To be read with all Contract Documents.

General Notes



-	-	-
Rev.	Date	Description

IDEA ARCHITECTS
LONDON

235 Blackstock Road, London N5 2LL

ISSUED FOR PLANNING

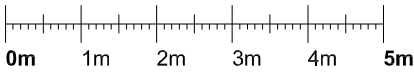
Project		Project No.
24 Ferncroft Avenue London NW3 7PH		2002
Client		
Mrs Rusul T M Al-Magsoosi		
Date	25/05/2020	Revision
Scale / Format	1:100 / A3	-
CAD Ref	Drawn	Approved
Drawing Name		Drawing No.
Existing Section BB		E(03)_101



Disclaimer

1. All dimensions must be checked on site and discrepancies verified with the Architect.
3. Unless shown otherwise all dimensions are to structural surfaces and are in mm.
4. Any discrepancies between the Engineer's and Architect's drawings must be verified with the Architect.
5. This drawing is only for the status shown below and should not be used for any other purpose.
6. To be read with all Contract Documents.

General Notes



Rev.	Date	Description

IDEA ARCHITECTS
LONDON

235 Blackstock Road, London N5 2LL

ISSUED FOR PLANNING

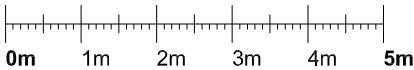
Project		Project No.
24 Ferncroft Avenue London NW3 7PH		2002
Client		
Mrs Rusul T M Al-Magsoosi		
Date	25/05/2020	Revision
Scale / Format	1:100 / A3	-
CAD Ref	Drawn	Approved
Drawing Name		Drawing No.
Existing Section CC		E(03)_102



Disclaimer

1. All dimensions must be checked on site and discrepancies verified with the Architect.
3. Unless shown otherwise all dimensions are to structural surfaces and are in mm.
4. Any discrepancies between the Engineer's and Architect's drawings must be verified with the Architect.
5. This drawing is only for the status shown below and should not be used for any other purpose.
6. To be read with all Contract Documents.

General Notes



Rev.	Date	Description

IDEA ARCHITECTS
LONDON

235 Blackstock Road, London N5 2LL

ISSUED FOR PLANNING

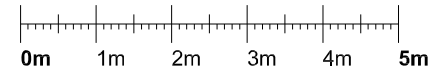
Project		Project No.
24 Ferncroft Avenue London NW3 7PH		2002
Client		
Mrs Rusul T M Al-Magsoosi		
Date	25/05/2020	Revision
Scale / Format	1:100 / A3	-
CAD Ref	Drawn	Approved
Drawing Name		Drawing No.
Existing Section DD		E(03)_103



Disclaimer

1. All dimensions must be checked on site and discrepancies verified with the Architect.
3. Unless shown otherwise all dimensions are to structural surfaces and are in mm.
4. Any discrepancies between the Engineer's and Architect's drawings must be verified with the Architect.
5. This drawing is only for the status shown below and should not be used for any other purpose.
6. To be read with all Contract Documents.

General Notes



Rev.	Date	Description
-	-	-

IDEA ARCHITECTS
LONDON

235 Blackstock Road, London N5 2LL

ISSUED FOR PLANNING

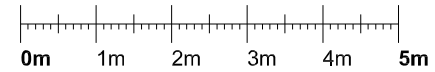
Project	Project No.		
24 Ferncroft Avenue	2002		
London NW3 7PH			
Client			
Mrs Rusul T M Al-Magsoosi			
Date	25/05/2020	Revision	
Scale / Format	1:100 / A3	-	
CAD Ref	Drawn	Approved	
Drawing Name	Drawing No.		
Existing	E(04)_100		
Front Southwest Elevation			



Disclaimer

- 1. All dimensions must be checked on site and discrepancies verified with the Architect.
- 3. Unless shown otherwise all dimensions are to structural surfaces and are in mm.
- 4. Any discrepancies between the Engineer's and Architect's drawings must be verified with the Architect.
- 5. This drawing is only for the status shown below and should not be used for any other purpose.
- 6. To be read with all Contract Documents.

General Notes



Rev.	Date	Description

IDEA ARCHITECTS
LONDON

235 Blackstock Road, London N5 2LL

ISSUED FOR PLANNING

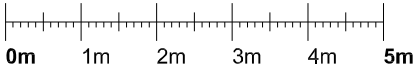
Project		Project No.
24 Ferncroft Avenue London NW3 7PH		2002
Client		
Mrs Rusul T M Al-Magsoosi		
Date	25/05/2020	Revision
Scale / Format	1:100 / A3	-
CAD Ref	Drawn	Approved
Drawing Name		Drawing No.
Existing Rear Northeast Elevation		E(04)_101



Disclaimer

1. All dimensions must be checked on site and discrepancies verified with the Architect.
3. Unless shown otherwise all dimensions are to structural surfaces and are in mm.
4. Any discrepancies between the Engineer's and Architect's drawings must be verified with the Architect.
5. This drawing is only for the status shown below and should not be used for any other purpose.
6. To be read with all Contract Documents.

General Notes



Rev.	Date	Description
------	------	-------------

IDEA ARCHITECTS
LONDON

235 Blackstock Road, London N5 2LL

ISSUED FOR PLANNING

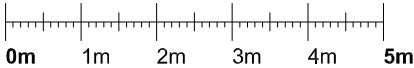
Project		Project No.
24 Ferncroft Avenue London NW3 7PH		2002
Client		
Mrs Rusul T M Al-Magsoosi		
Date	25/05/2020	Revision
Scale / Format	1:100 / A3	-
CAD Ref	Drawn	Approved
Drawing Name		Drawing No.
Existing Side Northwest Elevation		E(04)_102



Disclaimer

- 1. All dimensions must be checked on site and discrepancies verified with the Architect.
- 3. Unless shown otherwise all dimensions are to structural surfaces and are in mm.
- 4. Any discrepancies between the Engineer's and Architect's drawings must be verified with the Architect.
- 5. This drawing is only for the status shown below and should not be used for any other purpose.
- 6. To be read with all Contract Documents.

General Notes



-	-	-
Rev.	Date	Description

IDEA ARCHITECTS
LONDON

235 Blackstock Road, London N5 2LL

ISSUED FOR PLANNING

Project		Project No.
24 Ferncroft Avenue London NW3 7PH		2002
Client		
Mrs Rusul T M Al-Magsoosi		
Date	25/05/2020	Revision
Scale / Format	1:100 / A3	-
CAD Ref	Drawn	Approved
Drawing Name		Drawing No.
Existing Side Southeast Elevation		E(04)_103