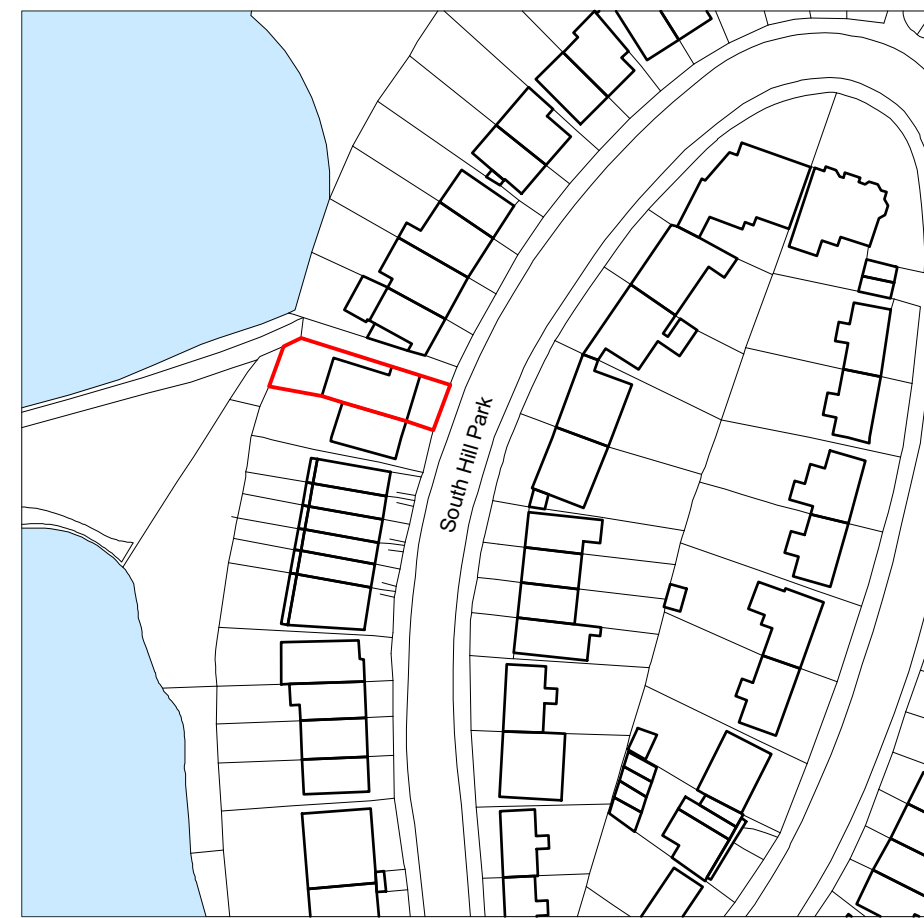


DO NOT SCALE: Use figured dimensions only. All dimensions are to be checked on site. Any queries or discrepancies must be reported immediately to the architect.

This drawing is to be read in conjunction with drawings and specifications prepared by the architects and any other information prepared by others for the stated project.

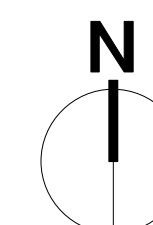

All illustrated material is subject to copyright unless otherwise agreed in writing. This document must be read for the express purpose and project for which it has been created and delivered and must be read with relevant specification clauses.



1 Location Plan
Scale: 1:1250



2 Site Plan
Scale: 1:200



FOR PLANNING

Rev	Date	Drawn	Description

STANESBY
ARCHITECTURE
info@stanesbyarchitecture.co.uk
www.stanesbyarchitecture.co.uk
m: 07917 246 805

Project title
94 Southill Park

Drawing title
Site and Location Plan

Date	Mar 2020	Drawn by	CO	Checked	GS
Scale	1:1250 @ A1	Rev.	-		
	1:2500 @ A3				
Drawing number:	2002-A-1-010				