

Copyright: All rights reserved. This drawing must not be reproduced without permission.

Only the original drawing should be relied upon. Contractors, subcontractors and suppliers must verify all dimensions on site before commencing any work or making any shop drawings.

All shop drawings to be submitted to the architect for comment prior to fabrication.

This drawing is to be read in conjunction with the Architect's specification, bills of quantities / schedules, structural, mechanical & electrical drawings and all discrepancies are to be reported to the architect.

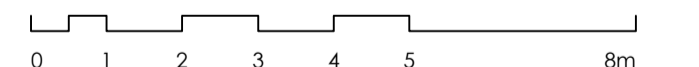

Do not scale from this drawing. Dimensions are in millimetres unless otherwise stated.

revision / date / amendments	
- / 26/01/18 /	- First Issue
A / 02/02/18 /	- WC indicated under Dome.
B / 01/03/18 /	- Windows numbers updated in line with window schedule.
C / 23/03/18 /	1. Tender Addendum (1), integrated of 4 post truss fixed at stage level for integrated automatic retractable acoustic baffles and integrated lighting rig. 2. Tender Addendum (2), New AHU + Attenuator over stage to be hung to existing relocated secondary beams in Flytower.
D / 09/04/18 /	- Alterations to 3rd floor ID layout
E / 12/04/18 /	- Window and door numbers updated
F / 01/06/18 /	Listed Building Application 1. Indication of 4 post truss fixed at stage level for integrated automatic retractable acoustic baffles and integrated lighting rig. 2. New AHU + Attenuator over stage to be hung to existing relocated secondary beams in Flytower.
G / 05/07/18 /	- Updated stage 4 fit out interior and kitchen layouts.
H / 31/07/18 /	3.1. AV/IT rack room added with cooling 3.5. Ventilation grille for fresh air to dressing rooms
I / 15/08/18 /	Colour coding added to revised drawing Rev H
J / 29/01/19 /	Retrospective Planning for Dome Propping up works.
K / 01/11/19 /	Retrospective Planning for removal of listed fabric around temporary propping up works for Dome Truss.
L / 11/02/2020	Retrospective planning application for changes to consented proposal.

LEGEND

- Proposed Works
- Existing Building Fabric KOKO née Camden Palace Theatre (1900)
- Existing Building Fabric Hope & Anchor (approx. 1850)
- Existing Building Fabric Bayham Place (from 1875)
- Existing Modern Building Fabric Bayham Place (from 2006)
- Building Fabric to be demolished
- Demolition of Flooring / Elevation / Wall
- Proposed Excavation
- Remove and retain in alternate location
- Retain and protect existing
- Retain, make good, ease and adjusted
- Means of escape Route
- Private Members Route
- Koko Customer Route
- Public Route
- Artist Route
- Proposed Riser
- Proposed Risers Above
- RM.4-06 Room Number
- D4-02 Door Number
- W4-05 Window Number
- Hope & Anchor Demise
- Koko Demise
- Bayham Street & 65 Bayham Place Demise
- Blue Roof

11.02.2020

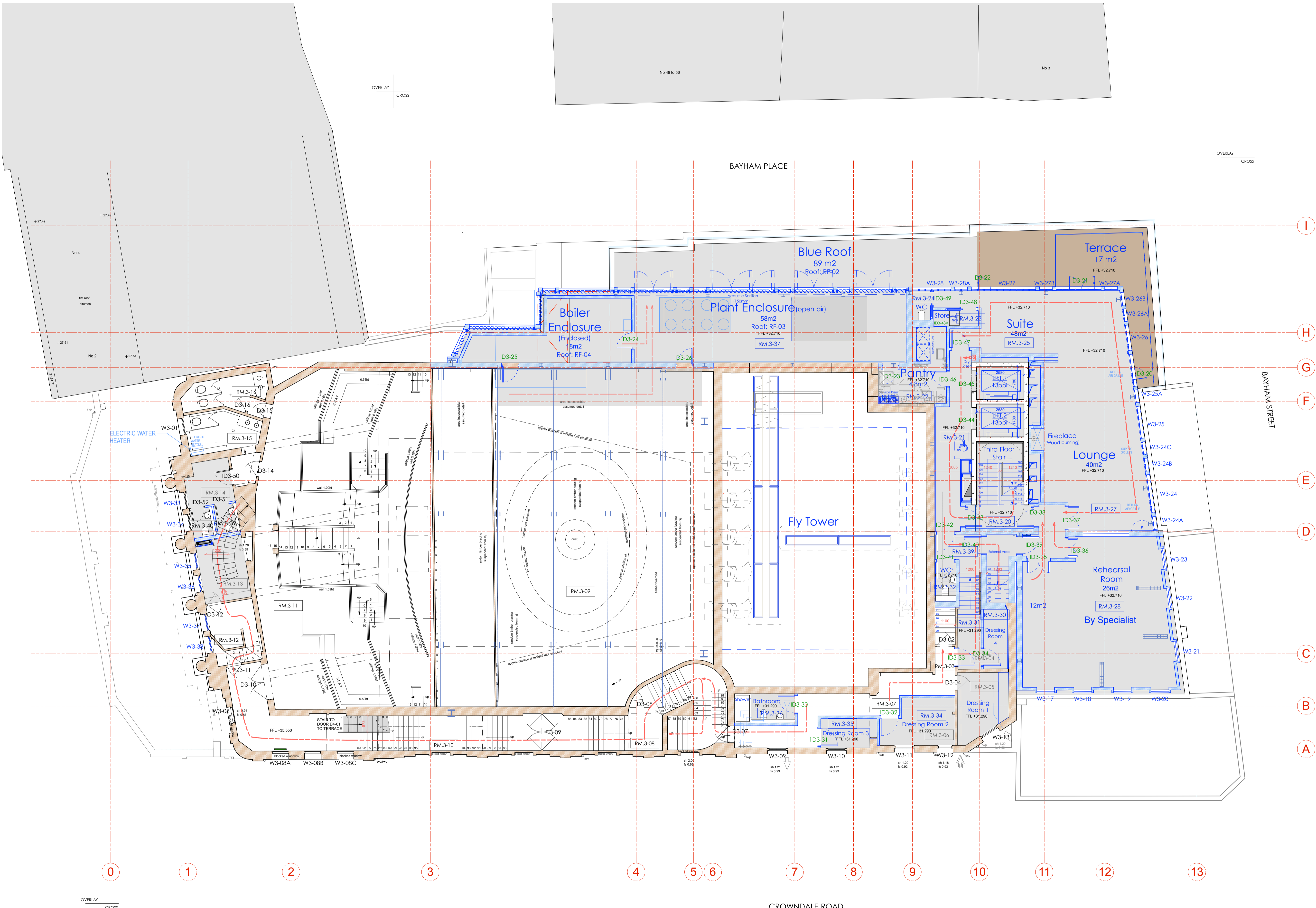


PLANNING

Archer Humphries Architects

Basement  
Central House  
142 Central Street  
London, United Kingdom  
EC1V 8AR  
T: +44 (0) 20 7251 8555

project title	
KOKO + Hope & Anchor + Bayham Place Camden, London	
drawing title	scale   date
As Consented Third Floor Plan	1:100 A1   13.04.17
drawing number	drawn   checked
AHA/KKC/GA/103AE	FR/PC   DA
	revision
	L



project title	
KOKO + Hope & Anchor + Bayham Place Camden, London	
drawing title	scale   date
As Consented Third Floor Plan	1:100 A1   13.04.17
drawing number	drawn   checked
AHA/KKC/GA/103AE	FR/PC   DA
	revision
	L