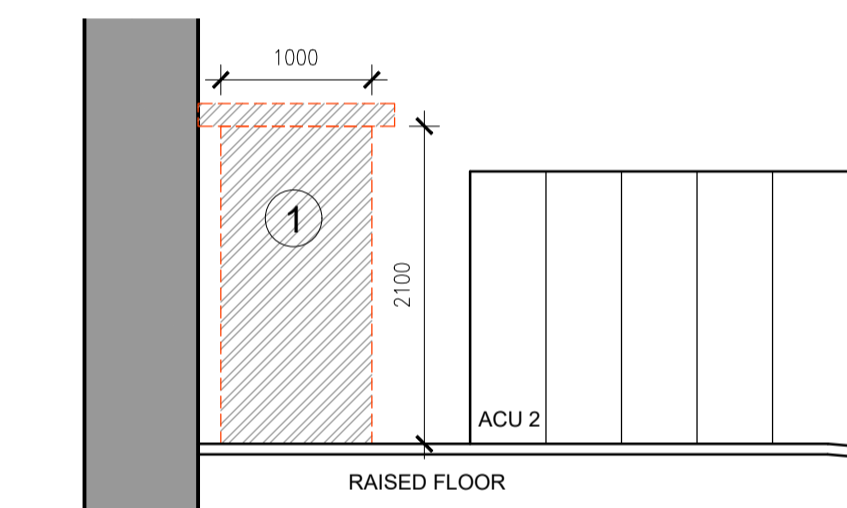
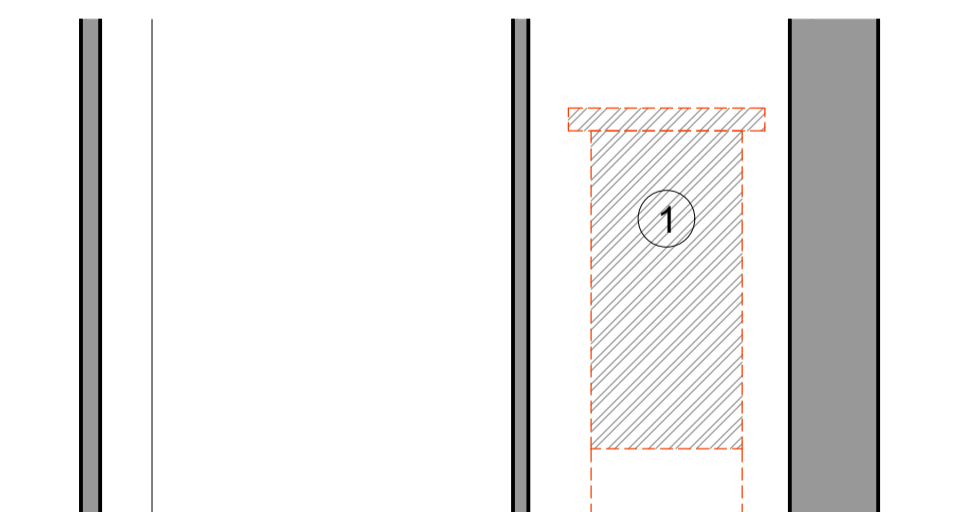


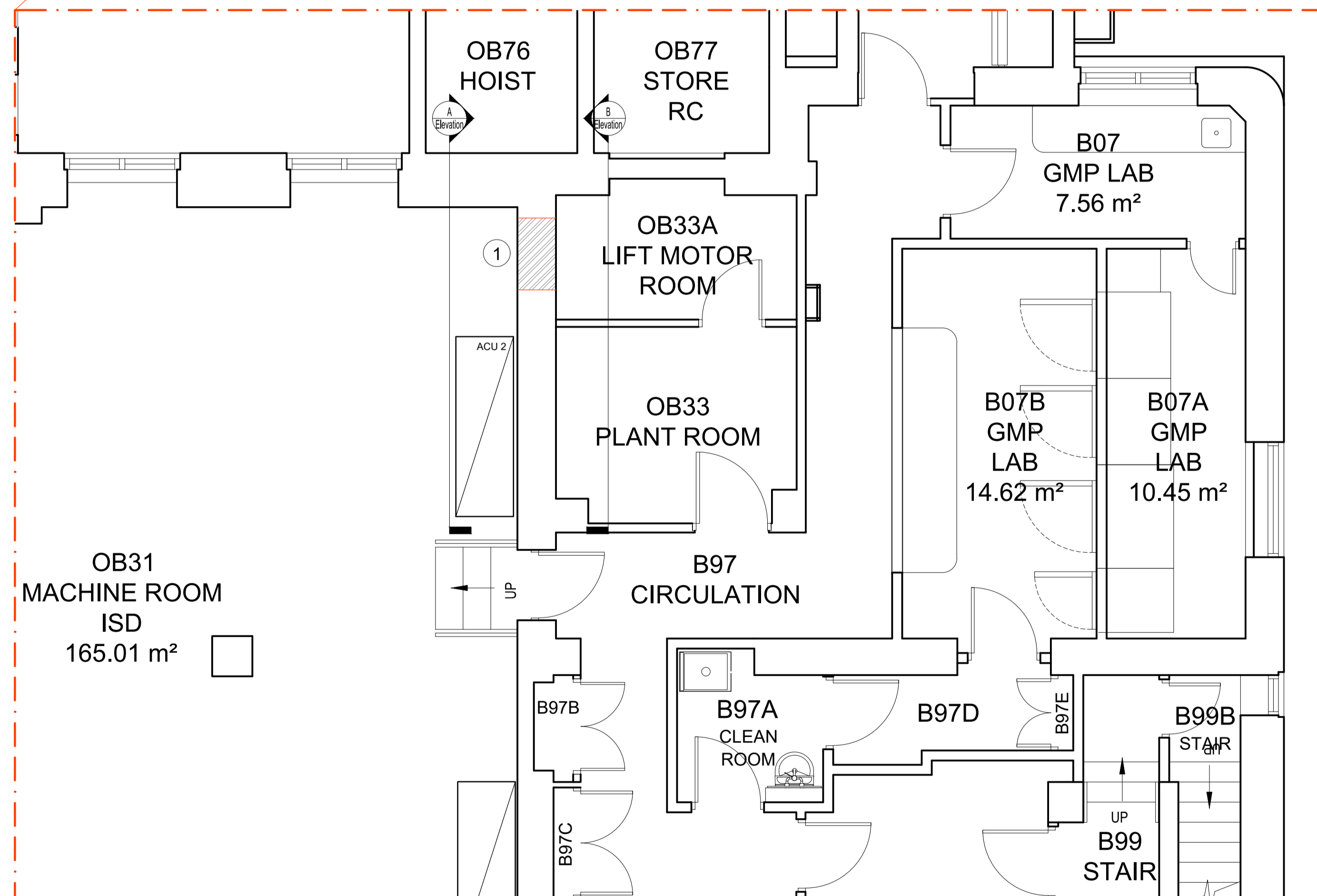
BASEMENT FLOOR PLAN
SCALE 1:200



ELEVATION A (OB31)
SCALE 1:50

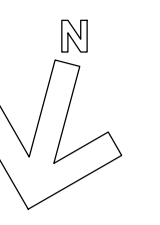


ELEVATION B (OB33A)
SCALE 1:50



PART BASEMENT FLOOR PLAN
SCALE 1:50

NOTES
DO NOT SCALE OFF THIS DRAWING.
ALL DIMENSIONS MUST BE CHECKED ON SITE
PRIOR TO ANY WORK BEING PUT IN HAND.
ANY DISCREPANCIES ARE TO BE BROUGHT TO
THE ATTENTION OF THE PROJECT MANAGER
IMMEDIATELY UPON DISCOVERY.



KEY
① WALL TO BE DEMOLISHED TO CREATE DOOR OPENING

PLANNING APPLICATION

Rev.	Date	Description

UCL ESTATES
GOWER STREET, LONDON WC1E 6BT



University College London
38-50, Bedford Way, London WC1H 9BT

Project Officer: Name	Drawn: Name
Tel: 020 7679 x	Date:
Fax: 020 7813 0524	Scale: 1:50, 1:200 @ A1
Email: @ucl.ac.uk	PROJECT No.

Kathleen Lonsdale Building (001)

LIFT MOTOR ROOM WORKS

Existing Floor Plan & Elevations
Showing Demolition

DWG. NO. **001-100-E01**

rev