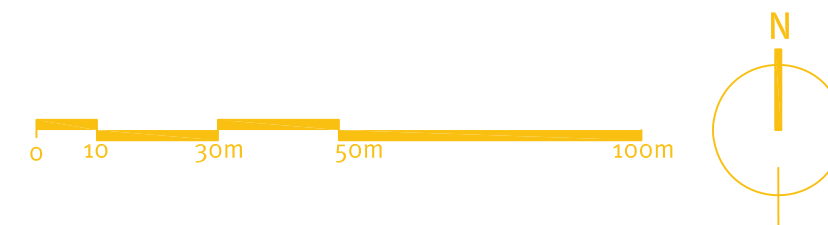


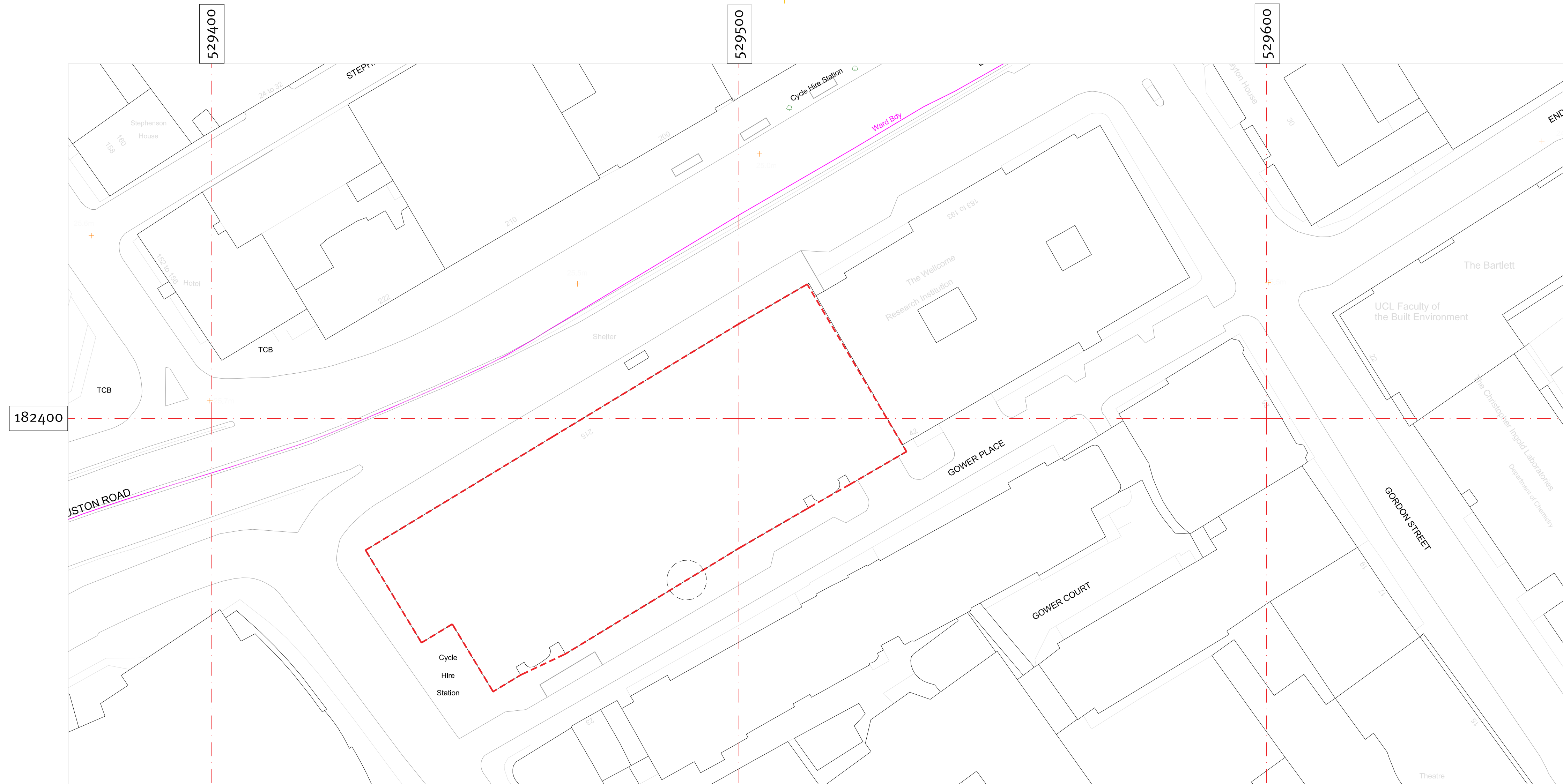


Mapping contents (c) Crown copyright and database rights 2020 Ordnance Survey 100035207

01 Site Location Plan
1:1250 @ A1

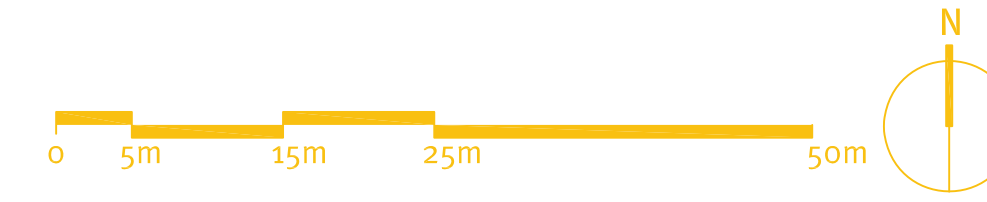


03 Photo of existing entrance
NTS



Mapping contents (c) Crown copyright and database rights 2020 Ordnance Survey 100035207

02 Block Plan
1:500 @ A1



Notes
DISCLAIMER:
This drawing is based on CAD drawings from a third party, as such 3|10 Studio cannot guarantee its accuracy.
Do not scale dimensions off drawings. Use written or calculated dimensions. The contractor is responsible for checking dimensions before ordering or starting work.
This document contains confidential and proprietary information that cannot be reproduced or divulged, in whole or in part, without written authorisation from 3|10 studio ltd.
DRAWINGS NOT FOR CONSTRUCTION PURPOSES

KEY
Site Boundary - - - - -
Application area

| REV | DATE | COMMENT |
|-----|------------|----------------------------|
| P1 | 06.05.2020 | Planning Application Issue |

STATUS: Planning Application Submission

| DATE: | DRAWING TITLE: | SCALE: |
|------------|--|--------|
| 28.10.2019 | Site information Location Plan & Block plan | Varies |

| PROJECT NAME: | DRAWING NUMBER: | REVISION: |
|---|------------------|-----------|
| Wellcome Trust 215 Euston Road Gower Place Staff Entrance | Lo63_A_G100_P_00 | P1 |

CLIENT:
The Wellcome Trust
215 Euston Road
London
NW1 2BE



3|10 studio
architecture

Brightbow Workspace
62 Bedminster Parade
Bristol
BS3 4HL
TEL 0117 223 0078
info@310studio.co.uk
www.310studio.co.uk

