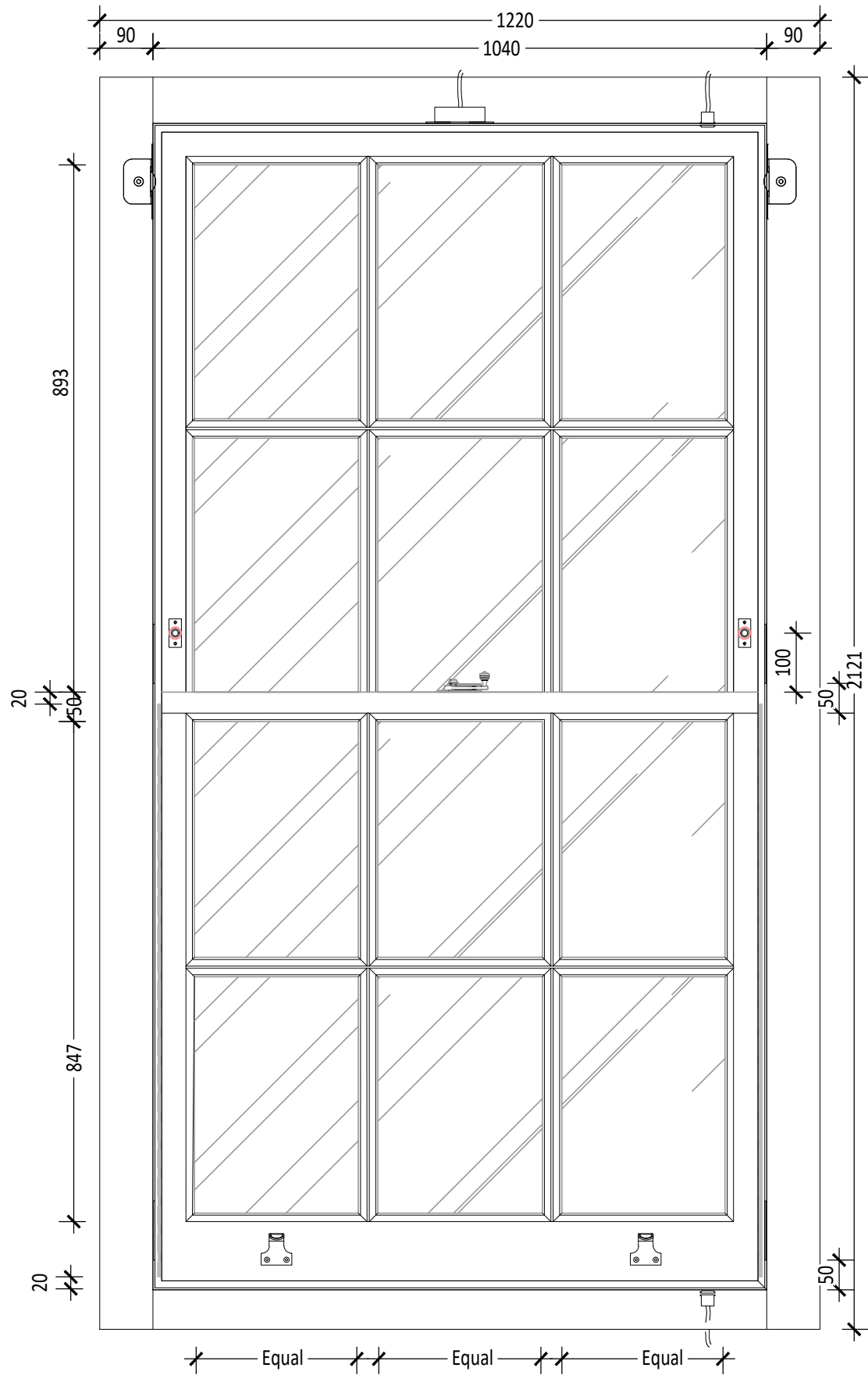
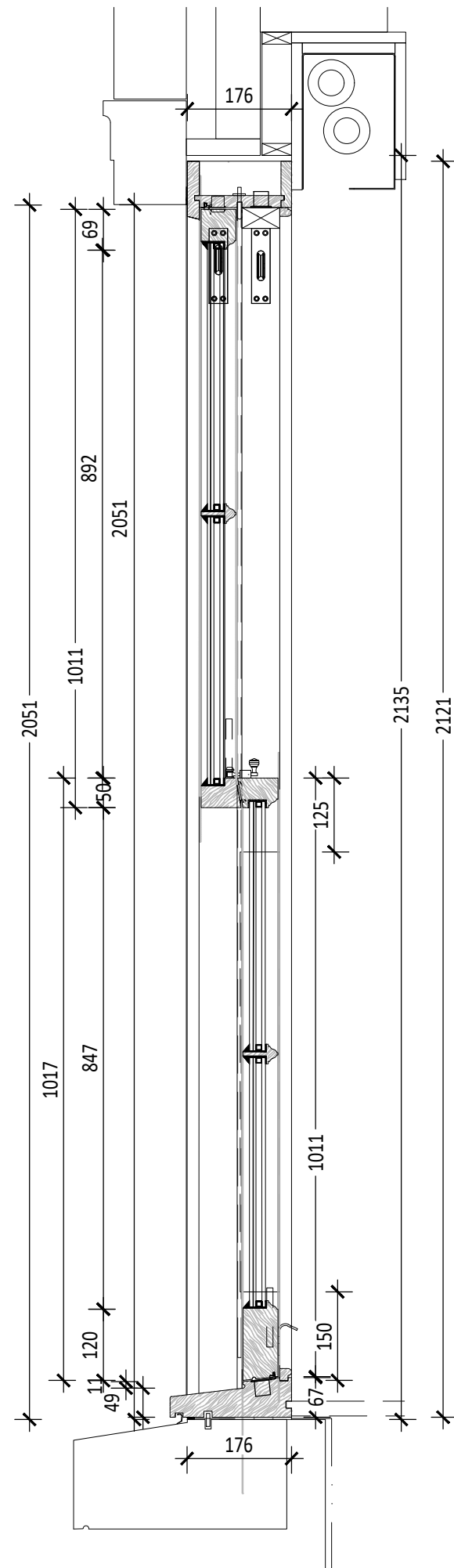



01 TYPE 2 - EXTERNAL ELEVATION
1:10 @ A1 & 1:20 @ A3



02 TYPE 2 - INTERNAL ELEVATION
1:10 @ A1 & 1:20 @ A3



03 TYPE 2 - SECTION A-A
1:10 @ A1 & 1:20 @ A3



04 TYPE 2 - EXTERNAL PLAN
1:10 @ A1 & 1:20 @ A3

This is A Cad Drawing
UNDER NO CIRCUMSTANCES SHALL MANUAL ALTERATIONS BE MADE.
ANY DISCREPANCY FOUND BETWEEN THIS DRAWING AND ANY OTHER
DOCUMENT SHOULD BE REFERRED IMMEDIATELY TO THE ARCHITECT.
NO DIMENSIONS ARE TO BE SCALED FROM THIS DRAWING
Copyright is Reserved
COPYING OR REPRODUCTION OF THIS DRAWING WITHOUT THE WRITTEN
PERMISSION OF STUDIO INDIGO IS NOT PERMITTED
Disclaimer
THE HARD COPY ACCOMPANYING THE ELECTRONIC DATA IS LEGAL
TRANSMISSION OF INFORMATION THE ELECTRONIC ARE ISSUED
ONLY FOR CONVENIENCE OF USE. NO RESPONSIBILITY FOR THE ACCURACY
OR FOR ANY CONSEQUENCE RESULTING FROM THE USE OR ALTERATION
OF INFORMATION IS ACCEPTED.

ISSUED FOR PLANNING

Notes

P1	29.04.20	SD	ISSUED FOR PLANNING DISCHARGE
Rev	Date	Issuer	Notes

Client
PRIVATE CLIENT
Address
73-75 AVENUE ROAD, LONDON, NW8 6JD

Drawing Title
FIRST FLOOR SASH WINDOW
TYPICAL TYPE 2
Date
APRIL 2020
Scale
1:10 @ A1
Dwg By
SD

Studio Indigo Ltd
ARCHITECTS & INTERIOR DESIGNERS

Unit 37 Chelsea Wharf | 15 Lots Road | London | SW10 0QU
T: 020 7349 1290 | F: 020 7349 1291 | www.studioindigo.co.uk
Registered Office | 37 Warren Street | London | W1T 6AD
Registered in England and Wales | Ltd no: 06005991

Project Number	Drawing Number	Revision
3680	D2-115	P1