


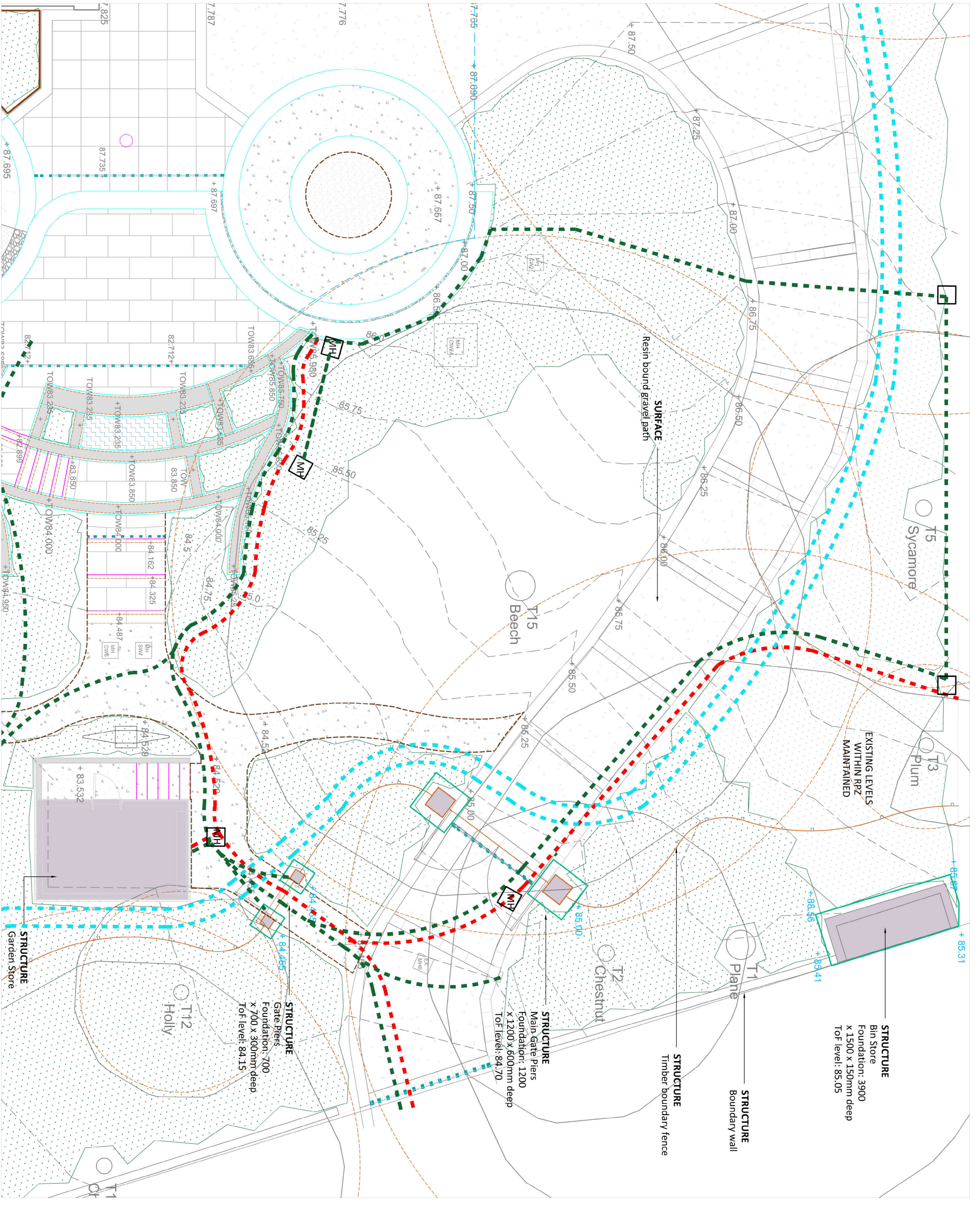


1. This drawing is to be read in conjunction with all relevant documents, including but not limited to, Engineering & Design team drawings & specifications.
 2. Any discrepancy shall be drawn to the attention of the lead consultant in writing.
 3. The drawing is the copyright of Bowles & Wyer (and other consultants where referenced).
 4. This drawing is the copyright of Bowles & Wyer (and other consultants where referenced).
 16/9/20

	CCTV CABLE Depth 50-600mm Width of trench 100-150mm
	POWER Depth 500-600mm Width of trench 100-150mm
	SECURITY CABLE Depth 250mm Width of trench 150mm



Rev B 22.04.2020 VW JFW Service trenches added
 Rev A 15.04.2020 VW JFW Foundation details added
 Orig EM VW n/a
 rev date by chk notes

BOWLES & WYER

5 Williams Court, Tuned Way, Birston, N. Leicestershire, L17 9GJ
 Tel: 01296 662519 Fax: 01296 663959 Email: admin@bowleswyer.co.uk

Project Title
41 Frognal

Drawing
Hardworks Plan Front NE

Job number
2160 Drawing number
2160-13-09

Status
PLANNING Revision
B

Scale
 Varies @A1