

ALL DIMENSIONS ARE IN mm UNLESS NOTED OTHERWISE

N.G.R | E: 528912 | N: 182736

CONCESSION REQUIRED | NO

NOTES:

REV	MODIFICATION	BY	CH	DATE
A	Issued for Approval	CB	RA	07.02.20

**CLARKE telecom**  
 Unit E, Madison Place, Northampton Road,  
 Manchester, M40 5AG  
 Tel: 0161 785 4500  
 Fax: 0161 785 4501  
 Web: www.clarke-telecom.com

**O<sub>2</sub>**  
 CTIL - BEACON 2 - 5G

Cell Name | Opt.  
 1-44 GRASMERE | -

Cell ID No

CTIL	TEF	VF
23485520	79360	N/A

Site Address / Contact Details  
 1-44 GRASMERE  
 OSNABURGH STREET  
 LONDON  
 NW1 3QL

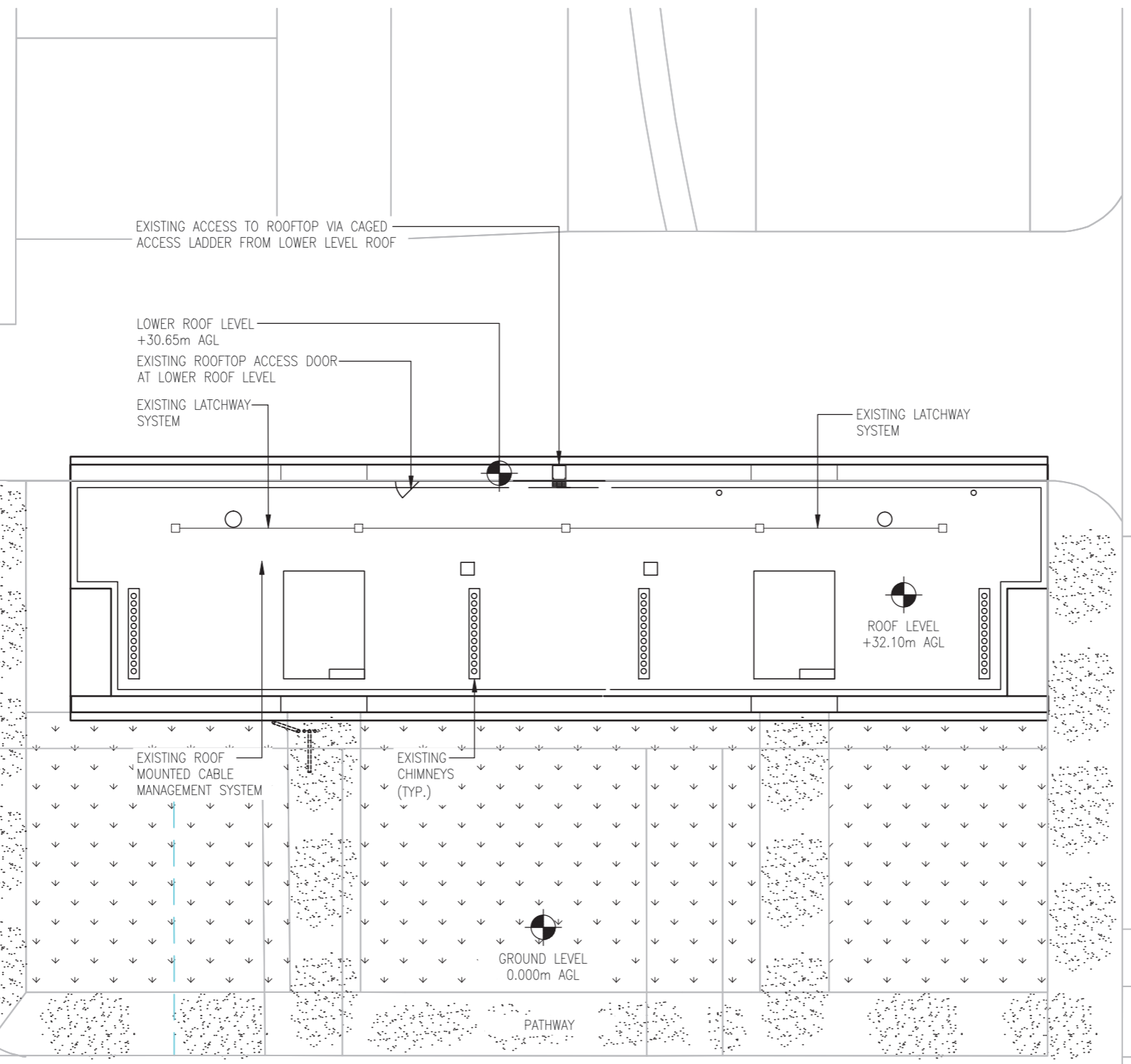
Drawing Title: EXISTING SITE PLAN

Purpose of issue: PLANNING | Dwg Rev: A

Drawing Number: 200

Surveyed By: RA | Original Sheet Size: A3 | Pack Issue: A

Drawn: CB | Date: 07.02.20 | Checked: RA | Date: 07.02.20

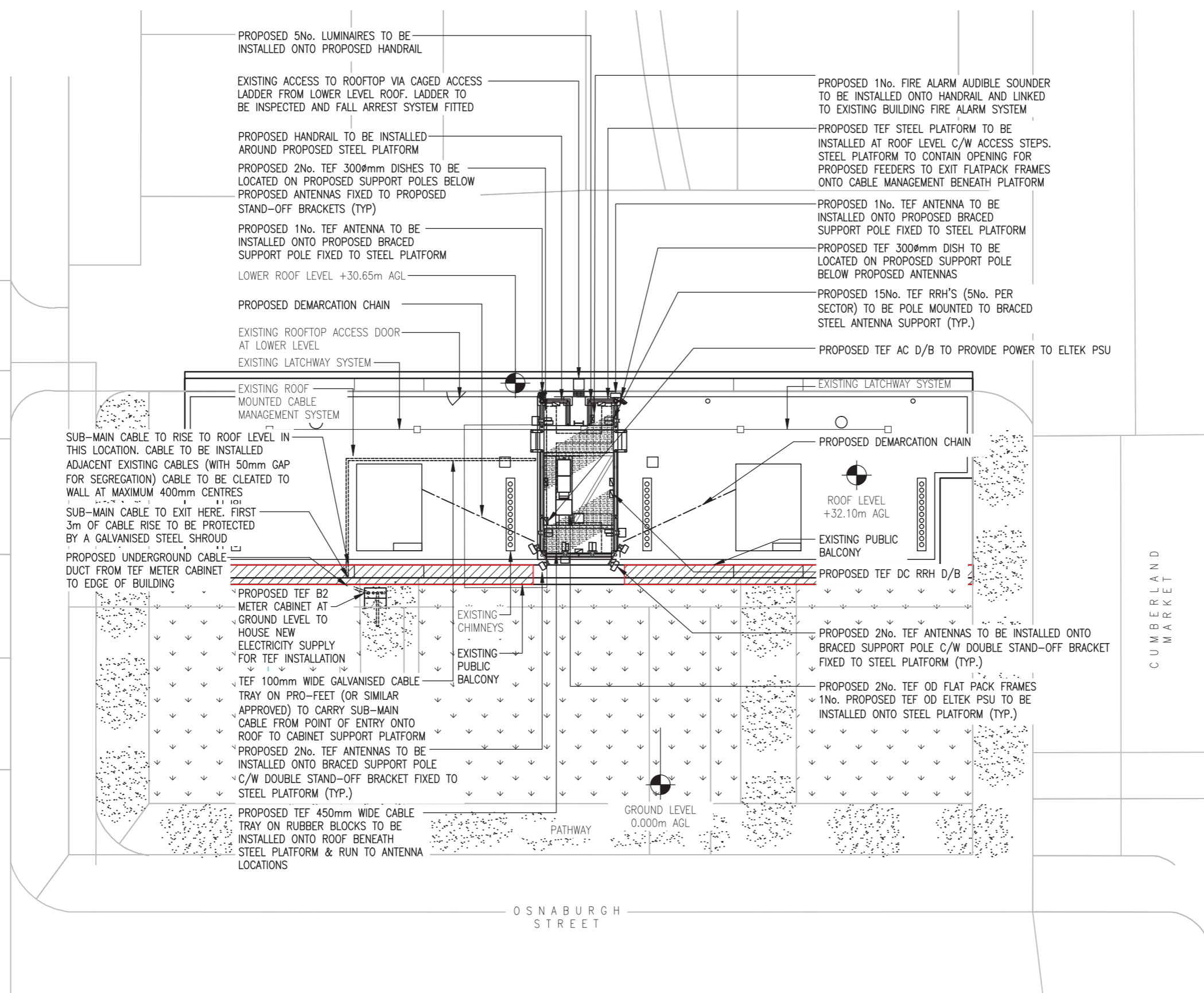
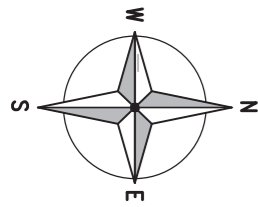


ROBERT STREET

CUMBERLAND MARKET

OSNABURGH STREET

**EXISTING SITE PLAN**  
 (1:200)



ALL DIMENSIONS ARE IN mm UNLESS NOTED OTHERWISE

N.G.R | E: 528912 N: 182736  
CONCESSION REQUIRED | NO

NOTES:  
NOTE:  
FOR ANTENNA & EQUIPMENT LAYOUT  
DETAILS REFER TO DWG. Nos. 400 & 401

REV	Issued for Approval	CB	RA	07.02.20
	MODIFICATION	BY	CH	DATE

Unit E, Madison Place, Northampton Road,  
Manchester, M40 5AG  
Tel: 0161 785 4500  
Fax: 0161 785 4501  
Web: www.clarke-telecom.com

CTIL - BEACON 2 - 5G

Cell Name		Opt.
1-44 GRASMERE		-
Cell ID No		
CTIL	TEF	VF
23485520	79360	N/A

Site Address / Contact Details  
1-44 GRASMERE  
OSNABURGH STREET  
LONDON  
NW1 3QL

Drawing Title: PROPOSED SITE PLAN		
Purpose of issue: PLANNING		Dwg Rev:
Drawing Number: 201		A
Surveyed By: RA	Original Sheet Size: A3	Pack Issue:
Drawn: CB	Date: 07.02.20	Checked: RA Date: 07.02.20

The drawings comply with TEF & Vodafone Non-Standard ICNIRP guidelines.  
Designed in accordance with CTIL document: SDN0008

ROOF LEVEL  
+32.10m A.G.L.

LOWER ROOF LEVEL  
+30.65m A.G.L.



EXISTING EAST ELEVATION  
(1:200)

ALL DIMENSIONS ARE IN mm UNLESS NOTED OTHERWISE

N.G.R | E: 528912 | N: 182736

CONCESSION REQUIRED | NO

NOTES:

REV	MODIFICATION	BY	CH	DATE
A	Issued for Approval	CB	RA	07.02.20

**CLARKE telecom**  
 Unit E, Madison Place, Northampton Road,  
 Manchester, M40 5AG  
 Tel: 0161 785 4500  
 Fax: 0161 785 4501  
 Web: www.clarke-telecom.com

**O<sub>2</sub>**  
 CTIL - BEACON 2 - 5G

Cell Name | Opt.  
 1-44 GRASMERE | -

Cell ID No		
CTIL	TEF	VF
23485520	79360	N/A

Site Address / Contact Details  
 1-44 GRASMERE  
 OSNABURGH STREET  
 LONDON  
 NW1 3QL

Drawing Title:  
 EXISTING SITE ELEVATION

Purpose of issue: | Dwg Rev:  
 PLANNING | A

Drawing Number: | A  
 300

Surveyed By: | Original Sheet Size: | Pack Issue:  
 RA | A3 | A

Drawn: | Date: | Checked: | Date: | A  
 CB | 07.02.20 | RA | 07.02.20

PROPOSED TEF 450mm WIDE CABLE TRAY ON RUBBER BLOCKS TO BE INSTALLED ONTO ROOF BENEATH STEEL PLATFORM & RUN TO ANTENNA LOCATIONS (HIDDEN FROM VIEW)

PROPOSED 2No. TEF ANTENNAS TO BE INSTALLED ONTO BRACED SUPPORT POLE C/W DOUBLE STAND-OFF BRACKET FIXED TO STEEL PLATFORM (TYP.)

PROPOSED HANDRAIL TO BE INSTALLED AROUND PROPOSED STEEL PLATFORM

EXISTING PUBLIC BALCONY

ROOF LEVEL +32.10m A.G.L.

LOWER ROOF LEVEL +30.65m A.G.L.

PROPOSED SUB-MAIN TO RISE UP BUILDING TO R/L

PROPOSED TEF GALV SHROUD FOR SUB-MAIN CABLE

PROPOSED TEF B2 METER CABINET AT GROUND LEVEL TO HOUSE NEW ELECTRICITY SUPPLY FOR TEF INSTALLATION

GROUND LEVEL +0.000m

PROPOSED 2No. TEF OD FLAT PACK FRAMES TO BE INSTALLED ONTO STEEL PLATFORM

PROPOSED 1No. TEF OD ELTEK PSU TO BE INSTALLED ONTO STEEL PLATFORM

PROPOSED 2No. TEF ANTENNAS TO BE INSTALLED ONTO BRACED SUPPORT POLE C/W DOUBLE STAND-OFF BRACKET FIXED TO STEEL PLATFORM (TYP.)

TOP OF PROPOSED TEF ANTENNAS +36.20m A.G.L.

U/S OF PROPOSED TEF ANTENNAS +34.70m A.G.L.

U/S OF PROPOSED TEF ANTENNAS +34.20m A.G.L.

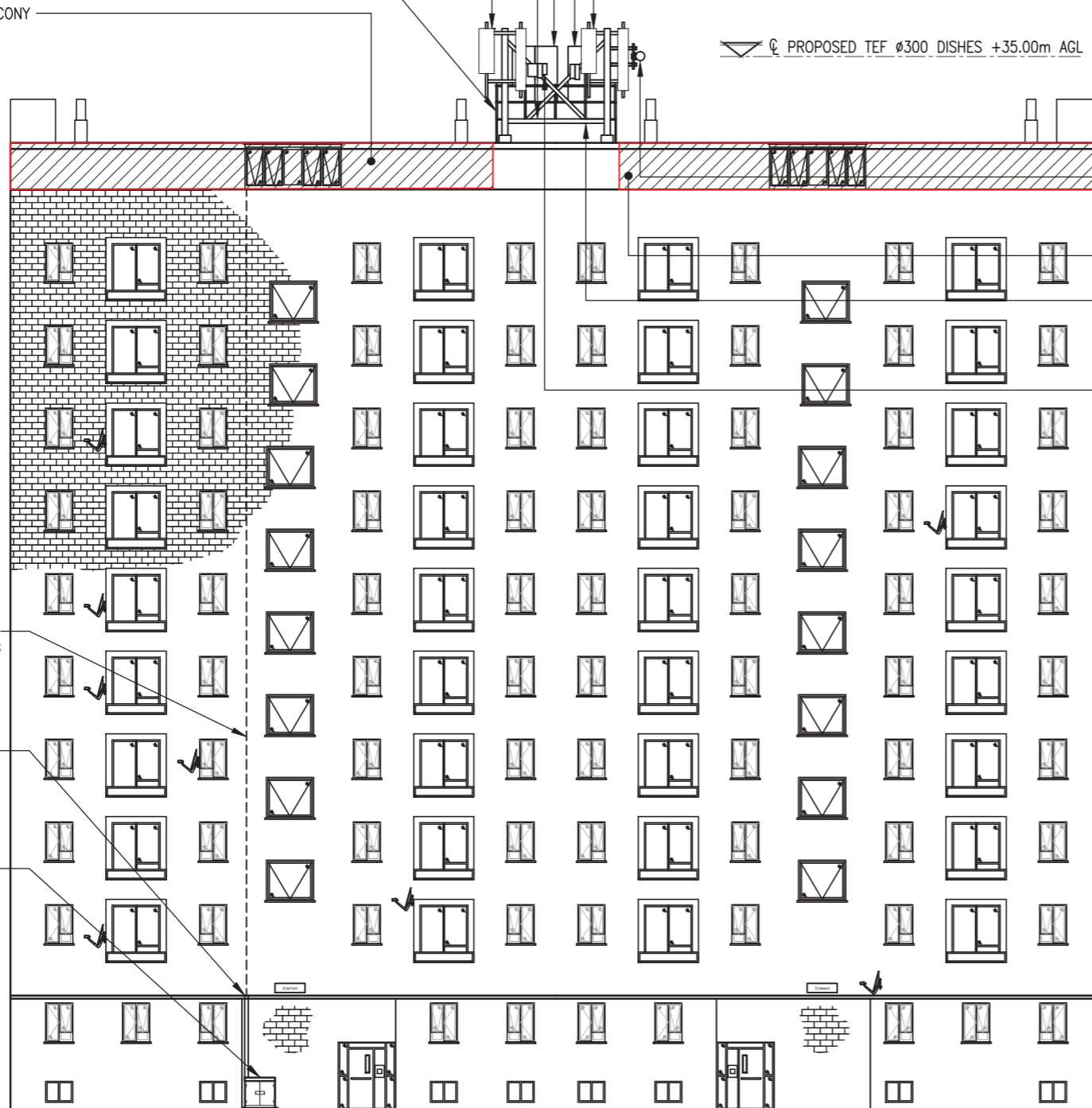
PROPOSED TEF Ø300 DISHES +35.00m AGL

PROPOSED TEF 3No. TEF 300mm DISHES TO BE LOCATED ON PROPOSED SUPPORT POLES BELOW PROPOSED ANTENNAS FIXED TO PROPOSED STAND-OFF BRACKETS (TYP)

EXISTING PUBLIC BALCONY

PROPOSED STEEL PLATFORM TO BE INSTALLED AT ROOF LEVEL C/W ACCESS STEPS. STEEL PLATFORM TO CONTAIN OPENING FOR PROPOSED FEEDERS TO EXIT FLATPACK FRAMES ONTO CABLE MANAGEMENT BENEATH PLATFORM

PROPOSED 15No. TEF RRH'S (5No. PER SECTOR) TO BE POLE MOUNTED TO BRACED STEEL ANTENNA SUPPORT (TYP.)



PROPOSED EAST ELEVATION  
(1:200)

ALL DIMENSIONS ARE IN mm UNLESS NOTED OTHERWISE

N.G.R | E: 528912 | N: 182736

CONCESSION REQUIRED | NO

NOTES:

NOTE:  
FOR ANTENNA & EQUIPMENT LAYOUT  
DETAILS REFER TO DWG. Nos. 400 & 401

A	Issued for Approval	CB	RA	07.02.20
REV	MODIFICATION	BY	CH	DATE

**CLARKE telecom**  
Unit E, Madison Place, Northampton Road,  
Manchester, M40 5AG  
Tel: 0161 785 4500  
Fax: 0161 785 4501  
Web: www.clarke-telecom.com

**O<sub>2</sub>**  
CTIL - BEACON 2 - 5G

Cell Name	Opt.
1-44 GRASMERE	-

Cell ID No		
CTIL	TEF	VF
23485520	79360	N/A

Site Address / Contact Details  
1-44 GRASMERE  
OSNABURGH STREET  
LONDON  
NW1 3QL

Drawing Title: PROPOSED SITE ELEVATION				
Purpose of issue: PLANNING				Dwg Rev:
Drawing Number: 301				A
Surveyed By: RA		Original Sheet Size: A3		Pack Issue:
Drawn: CB	Date: 07.02.20	Checked: RA	Date: 07.02.20	A

The drawings comply with TEF & Vodafone Non-Standard ICNIRP guidelines.  
Designed in accordance with CTIL document: SDN0008