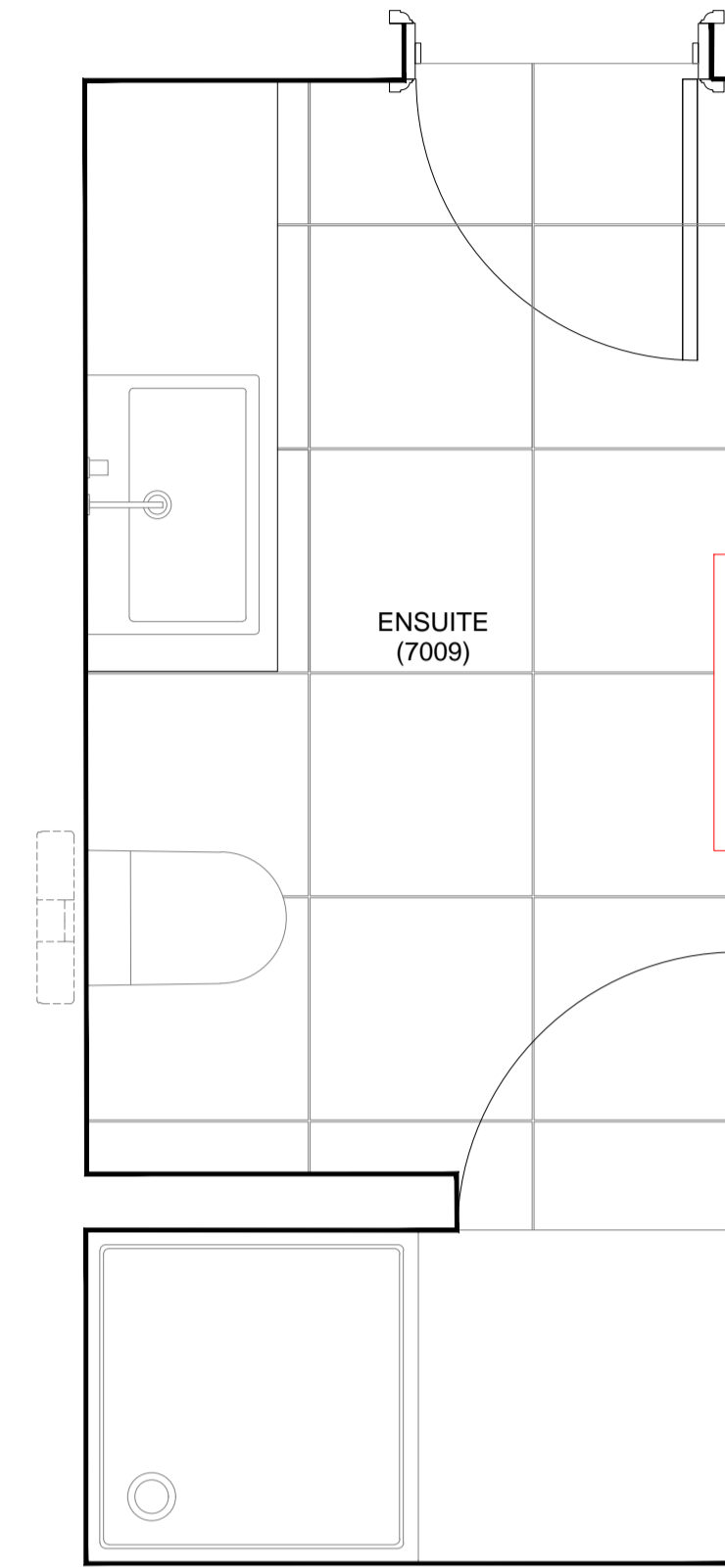
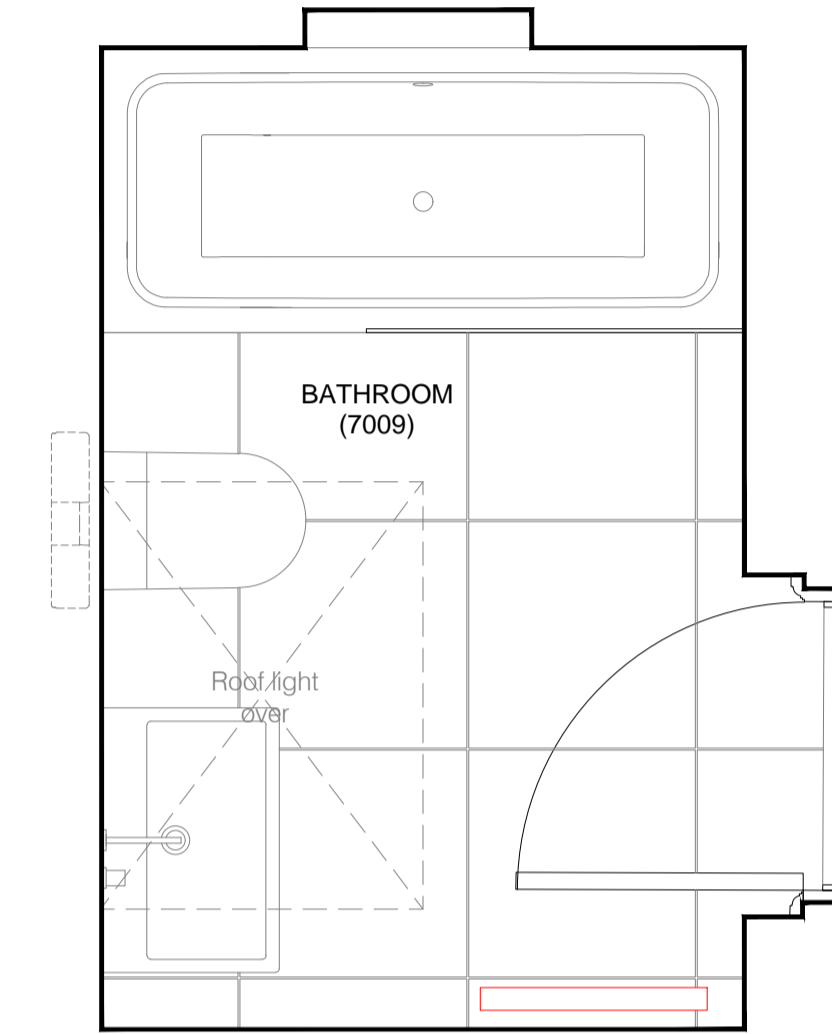


Plan
2nd Floor Bedroom 3 En-suite (7008)



Plan
2nd Floor Bedroom 4 En-suite (7009)

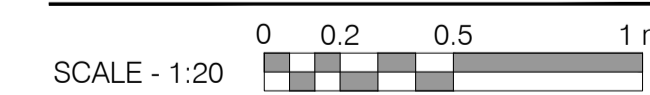


Plan
2nd Floor Bathroom (7010)

Specification	
WC	Duravit ME by Starck WC 370 x 570mm (252909) (TBC by Client)
WC Seat & Cover	Duravit ME by Starck toilet seat and cover with automatic closure (002009) (TBC by Client)
WC Frame	Gebert DuoFix frame with Sigma cistern (111.729.00.1)
WC Flush Button	Viola push button for dual flow system (A83), incl. access panel (TBC by Client)
Washbasin	Duravit Vero Air washbasin with overflow, 700x470 (235070) (TBC by Client)
Push-Open Waste	Duravit washbasin Push-open waste (005052) (TBC by Client)
Tap	Viola one-handle mixer, Height 150mm, 150mm fixed spout and medium lever. (HV1M+30/150)(TBC by Client)
Bathrub	Bette One Fitted in Bathub, 1700x750mm (3312) incl. Bette Upstand (TBC by Client)
Bath Screen	10mm toughened frameless bath screen 1400x780 (TBC by Client)
Pop-Up Waste	Bette Pushwaste (B581-901) (TBC by Client)
Bath Valve	Viola deck mounted 3-way thermostatic mixer, including three controls: on/off function, temperature regulation, 3-way diverter (B401A3) (TBC by Client)
Bath Spout	Viola bath waterfall filler (081W) (TBC by Client)
Shower Head	Viola head shower, round, wall mounted (061) (TBC by Client)
Shower Handset	Viola deck mounted pull out vertical hand shower, with 1.5m hose (T1F) (TBC by Client)
Shower Socket	Sockets included in the mirror cabinets
Towel Rail	MHS Sabrinor dual fuel towel radiator (TBC by Client)
Toilet roll holder	Viola toilet roll holder without back plate (T158P) (TBC by Client)
Mirror Cabinet	Keuco Edition 400 wall mounted mirror cabinet with mirror heating and adjustable light colour, 710x650x107mm (21581/171301) (TBC by Client)
Vanity Top	Finish and colour TBC by Client
Floor Finish	Porcelain Tiles (PC sum £50m ² supply only) (TBC by Client)
Wall Finish	Porcelain Tiles (PC sum £50m ² supply only) (TBC by Client)
Lighting	By Mechanical & Electrical Engineer
Ventilation	By Mechanical & Electrical Engineer
Water consumption requirements:	
• Dual Flush WC 6/3 litre	
Note:	
• Dimensions to be taken onsite prior to manufacture.	
• Refer to Finish Schedule for finish details.	
• Refer to drawing series 508-16-2000 and 2300 for Wall Types details.	
• Refer to M&E proposals for shower socket details and locations.	

Specification	
WC	Duravit ME by Starck WC 370 x 570mm (252909) (TBC by Client)
WC Seat & Cover	Duravit ME by Starck toilet seat and cover with automatic closure (002009) (TBC by Client)
WC Frame	Gebert DuoFix frame with Sigma cistern (111.729.00.1)
WC Flush Button	Viola push button for dual flow system (A83), incl. access panel (TBC by Client)
Washbasin	Duravit Vero Air washbasin with overflow, 700x470 (235070) (TBC by Client)
Push-Open Waste	Duravit washbasin Push-open waste (005052) (TBC by Client)
Shower Head	Viola head shower, round, ceiling-mounted (066A) (TBC by Client)
Shower Valve	Viola thermostatic mixer (0201) (TBC by Client)
Shower Tray	Duravit Starck tubs & showers Shower tray, 900x900mm (720115) (TBC by Client)
Tap	Viola one-handle mixer, Height 150mm, 150mm fixed spout and medium lever. (HV1M+30/150)(TBC by Client)
Shower Head	Viola head shower, round, wall mounted (061) (TBC by Client)
Shower Handset	Viola deck mounted pull out vertical hand shower, with 1.5m hose (T1F) (TBC by Client)
Shower Socket	Sockets included in the mirror cabinets (TBC by Client)
Towel Rail	MHS Sabrinor dual fuel towel radiator (TBC by Client)
Toilet roll holder	Viola toilet roll holder without back plate (T158P) (TBC by Client)
Mirror Cabinet	Keuco Edition 400 wall mounted mirror cabinet with mirror heating and adjustable light colour, 710x650x107mm (21581/171301) (TBC by Client)
Vanity Top	Finish and colour TBC by Client
Floor Finish	Porcelain Tiles (PC sum £50m ² supply only) (TBC by Client)
Wall Finish	Porcelain Tiles (PC sum £50m ² supply only) (TBC by Client)
Lighting	By Mechanical & Electrical Engineer
Ventilation	By Mechanical & Electrical Engineer
Water consumption requirements:	
• Dual Flush WC 6/3 litre	
Note:	
• Dimensions to be taken onsite prior to manufacture.	
• Refer to Finish Schedule for finish details.	
• Refer to drawing series 508-16-2000 and 2300 for Wall Types details.	
• Refer to M&E proposals for shower socket details and locations.	

Specification	
WC	Duravit ME by Starck WC 370 x 570mm (252909) (TBC by Client)
WC Seat & Cover	Duravit ME by Starck toilet seat and cover with automatic closure (002009) (TBC by Client)
WC Frame	Gebert DuoFix frame with Sigma cistern (111.729.00.1)
WC Flush Button	Viola push button for dual flow system (A83), incl. access panel (TBC by Client)
Washbasin	Duravit Vero Air washbasin with overflow, 700x470 (235070) (TBC by Client)
Push-Open Waste	Duravit washbasin Push-open waste (005052) (TBC by Client)
Tap	Viola one-handle mixer, Height 150mm, 150mm fixed spout and medium lever. (HV1M+30/150)(TBC by Client)
Bathrub	Bette One Fitted in Bathub, 1700x750mm (3312) incl. Bette Upstand (TBC by Client)
Bath Screen	10mm toughened frameless bath screen 1400x780 (TBC by Client)
Pop-Up Waste	Bette Pushwaste (B581-901) (TBC by Client)
Bath Valve	Viola deck mounted 3-way thermostatic mixer, including three controls: on/off function, temperature regulation, 3-way diverter (B401A3) (TBC by Client)
Bath Spout	Viola bath waterfall filler (081W) (TBC by Client)
Shower Head	Viola head shower, round, wall mounted (061) (TBC by Client)
Shower Handset	Viola deck mounted pull out vertical hand shower, with 1.5m hose (T1F) (TBC by Client)
Shower Socket	Sockets included in the mirror cabinets (TBC by Client)
Towel Rail	MHS Sabrinor dual fuel towel radiator (TBC by Client)
Toilet roll holder	Viola toilet roll holder without back plate (T158P) (TBC by Client)
Mirror Cabinet	Keuco Edition 400 wall mounted mirror cabinet with mirror heating and adjustable light colour, 710x650x107mm (21581/171301) (TBC by Client)
Floor Finish	Porcelain Tiles (PC sum £50m ² supply only) (TBC by Client)
Wall Finish	Porcelain Tiles (PC sum £50m ² supply only) (TBC by Client)
Lighting	By Mechanical & Electrical Engineer
Ventilation	By Mechanical & Electrical Engineer
Water consumption requirements:	
• Dual Flush WC 6/3 litre	
Note:	
• Dimensions to be taken onsite prior to manufacture.	
• Refer to Finish Schedule for finish details.	
• Refer to drawing series 508-16-2000 and 2300 for Wall Types details.	
• Refer to M&E proposals for shower socket details and locations.	



Rev: Comments: By: Date:
A Bathroom Layout Changes MSIL 27-03-2020

PLANNING

Client:
-

Project Title:
24 Heath Drive, London, NW3 7SB

Drawing Title:
Bathroom Details
First and Second Floor

Scale: 1:20@A1 Date: JAN 18 Drawn: KS Checked: HV



Studio
28 Scrutton Street
London
UK
EC2A 4RP

T: +44(0) 20 7247 2462
E: enquiries@kyson.co.uk
W: www.kyson.co.uk

Project No.: 508-16 Drawing No.: 7002 Revision: A

Do not scale this drawing. All dimensions must be checked on site. All rights reserved. No reproduction in any material form is permitted without consent.