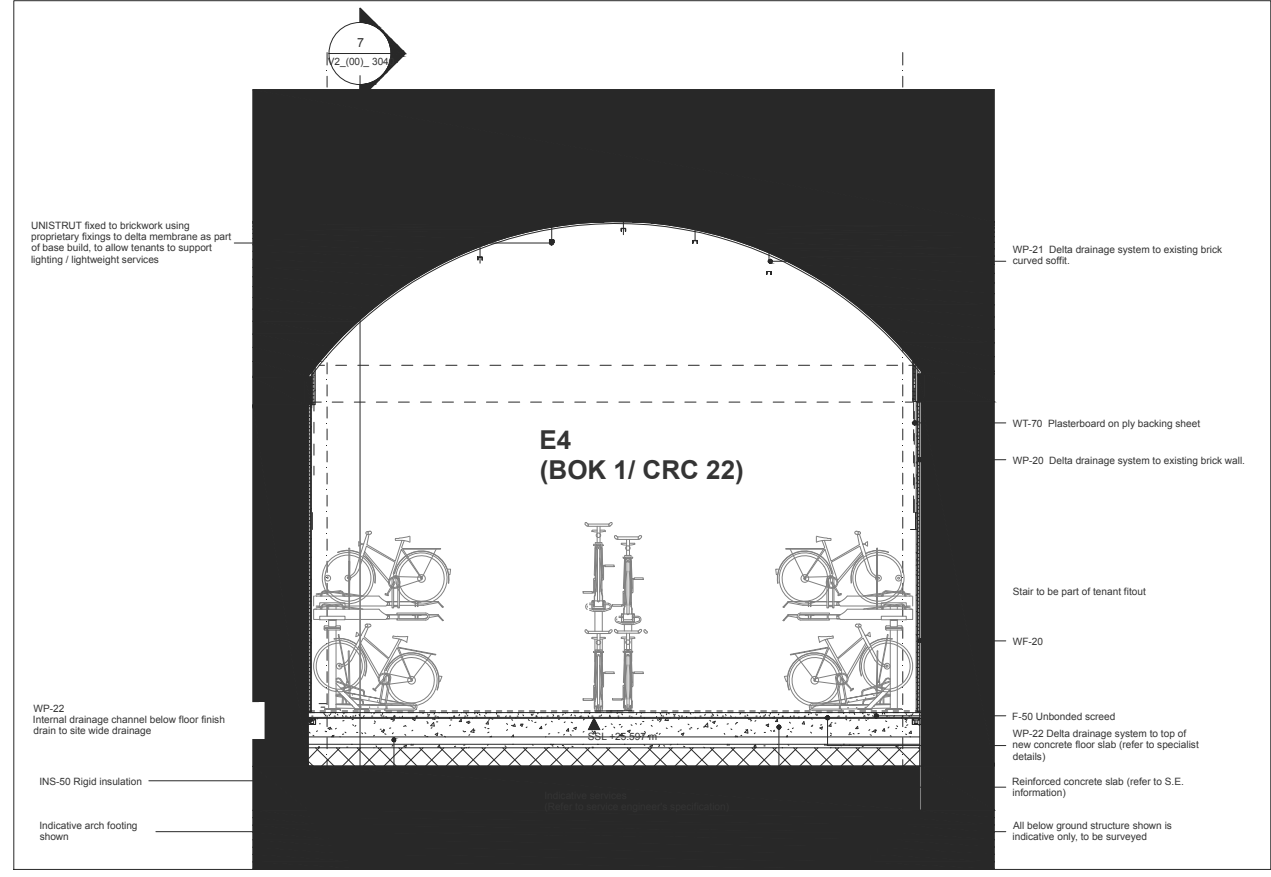



1 Unit E4/ BOK Arch 1 & CRC Arch 22 - Ground Floor Plan



3 Unit E4/ BOK Arch 1 & CRC Arch 22 - Section



4 Unit E4/ BOK Arch 1 & CRC Arch 22 - Cross Section

KEY
 Refer to VX_(31) series for further detailed information.
 Refer to VX_(31)_1100 for Typical Setting Out Details.
 Refer to VX_(20) series for Services Setting Out.
 For Fire Strategy, refer to Hoare Lea's Fire Engineers' Report and information. In addition refer to the (68) drawing series.
 For Structure, refer to Structural Engineers' information.
 For MEPH, refer to Mechanical and Electrical Engineers' information.
 For Landscape details and levels, refer to Landscape Architects information.
 Refer to Hawley School drawings for further information on the adjoining school.
 All viaducts to be surveyed, repaired and cleaned out by the Main Contractor and Network Rail prior to construction.
 Extent of existing structure and walls are based on the following Survey Drawings prepared by KND Survey LTD B0508_AR_GF (6 Dec 2006), E1111 A G (6 June 2011)
 All dimensions to existing viaduct structures are indicative and are included for information only. Contractor to confirm on site prior to fabrication.

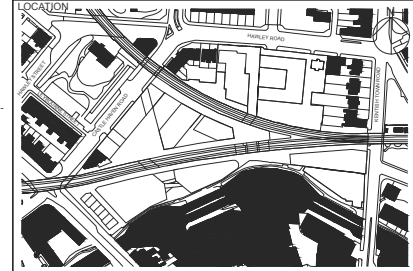
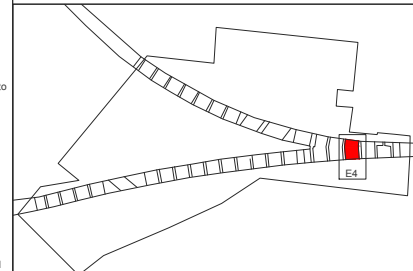
This drawing is the last revision issued for construction under the building contract dated July 2016. This drawing has not been verified by site survey and construction tolerances may have resulted in differences between this drawing and the finished building.

REV.A 20.03.19 SHUTTER ADDED TO SHOPFRONT

CONSULTANTS

CLIENT: Stanley Sidings

NOTE
 1. Do not scale from this drawing.
 2. All dimensions to be checked on site by the contractor and such dimensions to be his responsibility. Report all drawing errors, omissions and discrepancies to the architect.
 3. This document may be issued in an uncontrolled CAD format to enable others to use it as background information to make alterations and/or additions. In that instance the file will be accompanied by a PDF version. It is for those making such alterations and additions to ensure that they make use of current background information.
 4. Stanley Sidings accepts no liability for any such alterations or additions to the background information or arising out of changes to background information which occur prior to alterations of additions being made.



job title
CAMDEN LOCK VILLAGE
 drawing title / location
 Unit E4/ BOK Arch 1 & CRC Arch 22 - Plans & Sections

drawn by PS	checked	scale 1 : 50 @ A1	status PLANNING
project	drawing no.		revision A