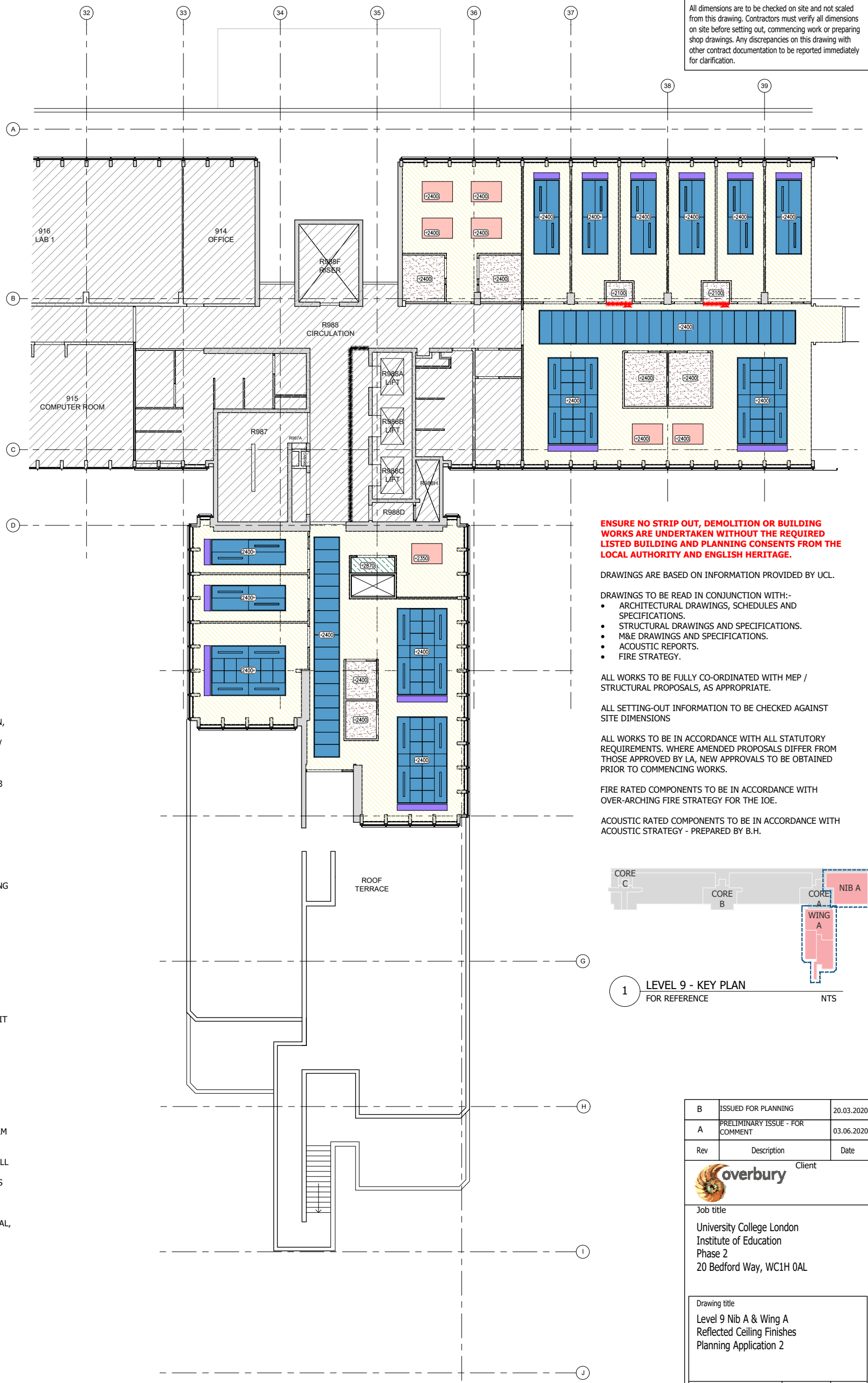




© Architon LLP 2014

This drawing is the property of Architon LLP and must not be divulged to anyone, copied or reproduced, or used for marketing, advertising or promotional purposes without the express written permission of Architon LLP.

All dimensions are to be checked on site and not scaled from this drawing. Contractors must verify all dimensions on site before setting out, commencing work or preparing shop drawings. Any discrepancies on this drawing with other contract documentation to be reported immediately for clarification.



LEGEND

AREA OUTSIDE SCOPE OF WORKS, EXCEPT FOR MAKING GOOD WHERE DISTURBED

NOTE:

FOR ALL CEILING FINISH REFERENCES REFER TO FINISHES SCHEDULE 3147-SCH204 AND NBS SPECIFICATIONS.

APPLY PAINT FINISH TO ALL EXPOSED INTERNAL SOFFITS, TO INCLUDE ABOVE ALL M&E SERVICES AND ACOUSTIC PANELS.

EXPOSE CONCRETE SOFFITS. INSPECT CONDITION, GOOD QUALITY / UNFINISHED CONCRETE TO BE RETAINED & CLEANED. POOR QUALITY / PAINTED / ENCAPSULATED SOFFIT TO BE REPAINTED, TO MATCH PHASE 1.

CLG-01. PLASTERBOARD SUSPENDED CEILING PT03

CLG-02. ECOPHON FOCUS DS RAFT SYSTEM

CLG-03. METAL SUSPENDED CEILING - PLANKS

CLG-04. ACOUSTIC RAFT

CLG-06. METAL SUSPENDED CEILING - PLANKS

PAINT FINISH TO EXISTING PLASTERBOARD CEILING

SUPPLY GRILLE - REFER TO M&E LAYOUTS/SPEC

BULKHEAD / LOWERED SOFFIT - PT03

LINE / FACE OF BULKHEAD / LOWERED SOFFIT

DUST SEAL TO SOFFIT ONLY

GRID SUSPENDED CEILING - ACOUSTIC PERFORMANCE TO SUIT AV TESTING

ACOUSTIC TIMBER BATTENS WITH EXPOSED SOFFIT OVER - SERVICES TO BE PAINTED WHITE

CLEAN EXISTING CONCRETE SURFACES

NOTIONAL CEILING HEIGHT

GENERAL:

CONTRACTOR TO CHECK LIGHT SETTING OUT ON SITE TO CONFIRM ANY FURTHER WALL CLASHES PRIOR TO CONSTRUCTION.

REFER TO M&E CONSULTANT'S DRAWINGS AND SCHEDULES FOR ALL M&E LAYOUTS, SYMBOLS & LIGHTING REFERENCES. ALL LEVELS SHOWN NOMINAL AND TO BE CHECKED AGAINST EXISTING LEVELS ON SITE.

REFER TO COORDINATED REFLECTED CEILING PLAN FOR SETTING-OUT OF ALL CEILING-LEVEL ARCHITECTURAL, MECHANICAL, ELECTRICAL AND AV ITEMS.

ENSURE NO STRIP OUT, DEMOLITION OR BUILDING WORKS ARE UNDERTAKEN WITHOUT THE REQUIRED LISTED BUILDING AND PLANNING CONSENTS FROM THE LOCAL AUTHORITY AND ENGLISH HERITAGE.

DRAWINGS ARE BASED ON INFORMATION PROVIDED BY UCL.

- DRAWINGS TO BE READ IN CONJUNCTION WITH:-
• ARCHITECTURAL DRAWINGS, SCHEDULES AND SPECIFICATIONS.
• STRUCTURAL DRAWINGS AND SPECIFICATIONS.
• M&E DRAWINGS AND SPECIFICATIONS.
• ACOUSTIC REPORTS.
• FIRE STRATEGY.

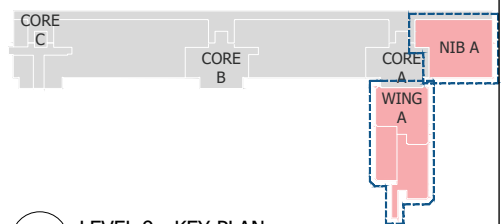
ALL WORKS TO BE FULLY CO-ORDINATED WITH MEP / STRUCTURAL PROPOSALS, AS APPROPRIATE.

ALL SETTING-OUT INFORMATION TO BE CHECKED AGAINST SITE DIMENSIONS

ALL WORKS TO BE IN ACCORDANCE WITH ALL STATUTORY REQUIREMENTS. WHERE AMENDED PROPOSALS DIFFER FROM THOSE APPROVED BY LA, NEW APPROVALS TO BE OBTAINED PRIOR TO COMMENCING WORKS.

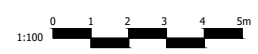
FIRE RATED COMPONENTS TO BE IN ACCORDANCE WITH OVER-ARCHING FIRE STRATEGY FOR THE IOE.

ACOUSTIC RATED COMPONENTS TO BE IN ACCORDANCE WITH ACOUSTIC STRATEGY - PREPARED BY B.H.



1 LEVEL 9 - KEY PLAN FOR REFERENCE NTS

2 LEVEL 9 - CORE A / NIB A / WING A REFLECTED CEILING FINISHES 1:100



Revision table with columns: Rev, Description, Date. Includes entries for 'ISSUED FOR PLANNING' and 'PRELIMINARY ISSUE - FOR COMMENT'.

Client information: overbury, University College London Institute of Education Phase 2, 20 Bedford Way, WC1H 0AL.

Drawing title: Level 9 Nib A & Wing A Reflected Ceiling Finishes Planning Application 2. Scale: 1:100 @ A1. Date: Mar 20. Drawn: IL.

ARCHITON LLP logo and contact information: REGENCY HOUSE, 17 WEST STREET, EPSOM KT18 7RL. TEL: 01372 745600, FAX: 01372 745016, Email: info@architon.com.

Drawing No: 3147-P2-2911 B. ARCHITON LLP certified to BS EN ISO 9001, BS EN ISO 14001, IIP Accreditation.