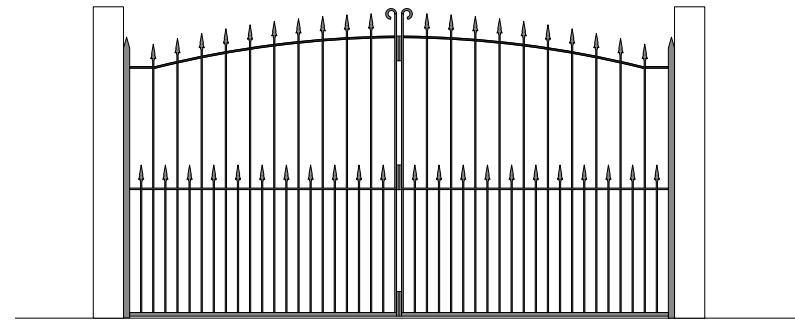
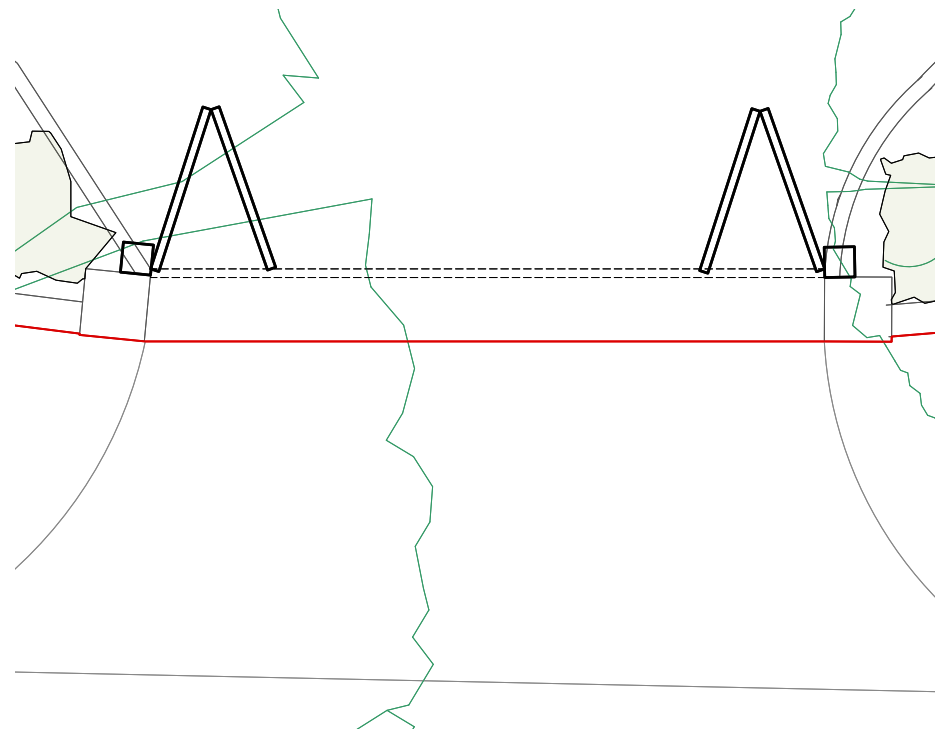


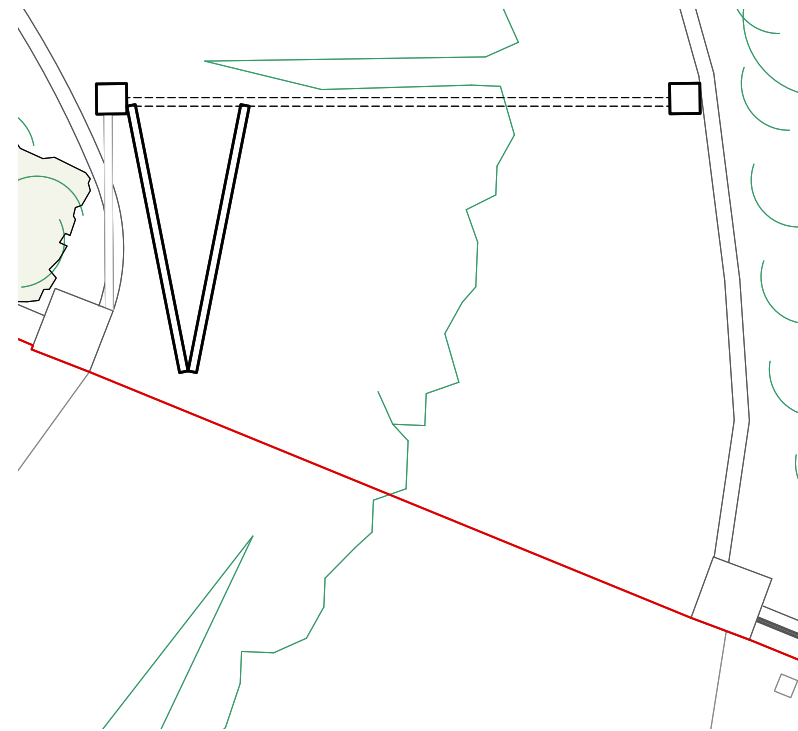
Proposed 2m high driveway gate elevation



Proposed 2m high driveway gate elevation



Proposed driveway gate plan



Proposed driveway gate plan

FOR PLANNING



**Notes**  
All drawings, specifications and related documents are the copyright property of Robert Hirschfield Architects and must be returned upon request.

Reproduction of drawings, specifications and related documents in part or in whole is forbidden without the written permission of Robert Hirschfield Architects.

**General notes**

1. Do not scale from this drawing.
2. All dimensions are in millimeters unless noted otherwise.
3. All dimensions shall be verified on site before proceeding with the work.
4. Robert Hirschfield Architects shall be notified in writing of any discrepancies.

**Party Wall Act 1996**

Note: If the project progresses onto site without the involvement of Robert Hirschfield Architects, the Client must seek advice prior to commencement of the planned works as detailed on the drawings to establish whether the works fall within the scope of the Act which require adjoining property owners to be served with a statutory notice.

**C.D.M. Regulations 2015**

These drawings have been produced for the purpose of applying for Planning and Building Regulations only. If the project progresses on to site without the involvement of Robert Hirschfield Architects, the Client and Contractor must ensure that they fulfil the duties in respect of the Construction (Design and Management) Regulations 2015.

Issue / Amendment	Date	Rev
First issue	31/01/2020	-
Gates changed to metal	30/03/2020	A

**rha** robert hirschfield architects  
 6a Leverton Place, London NW3 2LY  
 020 7435 6039  
 www.roberthirschfield.com  
 studio@roberthirschfield.com

Project 52 Redington Road		Drawing Title Proposed Driveway gates		
Scale 1:50	Original Size A3	Drawn MW	Checked RH	
<input checked="" type="checkbox"/> Information		<input type="checkbox"/> Tender		<input type="checkbox"/> Construction
Project No. 183G	Drawing No. P_PA_442	Revision No. A		