







GENERAL NOTES:

- 1.CONTRACTORS SHOULD NOT SCALE FROM DRAWINGS. DIMENSIONS GOVERN.
2. ALL DIMENSIONS ARE IN MILLIMETRES UNLESS NOTED OTHERWISE.
3. ALL LEVELS ARE SHOWN IN METRES ABOVE ORDNANCE DATUM UNLESS NOTED OTHERWISE.
4. ALL DIMENSIONS SHALL BE VERIFIED ON SITE BEFORE PROCEEDING WITH THE WORKS.
5. ALL BOUNDARY LINES MUST BE CHECKED AND VERIFIED BEFORE PROCEEDING WITH THE WORKS.
6. THE ARCHITECT SHALL BE NOTIFIED IMMEDIATELY IN WRITING OF ANY DISCREPANCIES.
7. ALL INFORMATION REMAINS THE PROPERTY OF THE ARCHITECT AND MAY NOT BE USED FOR ANY PURPOSE, OR REPRODUCED THROUGH ANY MEDIUM, WITHOUT THE WRITTEN PERMISSION OF THE ARCHITECT.
8. ALL COPYRIGHTS ARE RETAINED BY GILLIAN PESKETT.
9. SUBJECT TO SURVEY AND ALL NECESSARY STATUTORY AND LEGAL CONSENTS.
10. REFER TO PROJECT ORGANISATION SHEETS FOR DRAWING KEYS NOTES AND ABBREVIATIONS.

GENERAL:

-  SITE BOUNDARY
-  EXISTING CONSTRUCTION
-  DEMOLITION
-  PROPOSED CONSTRUCTION
-  FURNITURE AND FITTINGS
-  STRUCTURE OVERHEAD
- RWP RAIN WATER PIPE
- SVP SOIL VENT PIPE
- WP WASTE PIPE
- MH MAN HOLE COVER
- 2700 HEIGHT MARKER

PLANNING

Rev/Date	By	Revisions

Job Title:
22 HOWITT RD, LONDON, NW3 4LL
Drawing Title:
**PROPOSED EXTENSION
REAR ELEVATION**

Drawing No: **037/A/1.603** Revision:
Date: 26.03.20 Scale: 1:50 @ A4

groundplane
Architecture

PROPOSED EXTENSION REAR ELEVATION @ SCALE 1:50

4000 EXTENSION
PROPOSED EXTENSION:
FLAT ROOF TO 3m MAX. HEIGHT AT PARAPET. BRICK EXTERNAL WALLS TO MATCH EXISTING. REINSTALL EXISTING TIMBER FRAMED FRENCH DOORS. 1m MAX. CLEAR WIDTH SLOT ROOFLIGHT ADJOINING EXISTING HOUSE.

