






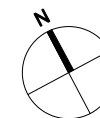


GENERAL NOTES:

1. CONTRACTORS SHOULD NOT SCALE FROM DRAWINGS. DIMENSIONS GOVERN.
2. ALL DIMENSIONS ARE IN MILLIMETRES UNLESS NOTED OTHERWISE.
3. OTHERWISE:
  - a. ALL LEVELS ARE SHOWN IN METRES ABOVE ORDNANCE DATUM UNLESS NOTED OTHERWISE.
  - b. ALL DIMENSIONS SHALL BE VERIFIED ON SITE BEFORE COMMENCING WORK WITH THE CONTRACTOR.
  - c. ALL BOUNDARY LINES MUST BE CHECKED AND VERIFIED BEFORE PROCEEDING WITH THE WORKS.
  - d. THE ARCHITECT SHALL BE NOTIFIED IMMEDIATELY IN WRITING OF ANY DISCREPANCY.
  - e. ALL INFORMATION REMAINS THE PROPERTY OF THE ARCHITECT AND MAY NOT BE USED FOR ANY PURPOSE, OR REPRODUCED THROUGH ANY MEDIUM, WITHOUT THE WRITTEN PERMISSION OF THE ARCHITECT.
  - f. ALL COPYRIGHTS ARE RETAINED BY GILLIAN PESKETT.
9. SUBJECT TO SURVEY AND ALL NECESSARY STATUTORY AND LEGAL CONSENTS.
10. SUBJECT TO PROJECT AND ORGANISATION SHEETS FOR DRAWING KEY NOTES AND ABBREVIATIONS.

GENERAL:

- |  |                        |
|--|------------------------|
|       | SITE BOUNDARY          |
|       | EXISTING CONSTRUCTION  |
|       | DEMOLITION             |
|       | PROPOSED CONSTRUCTION  |
|       | FURNITURE AND FITTINGS |
|       | STRUCTURE OVERHEAD     |
| RWP  | RAIN WATER PIPE        |
| SVP  | SOIL VENT PIPE         |
| WP   | WASTE PIPE             |
| MH   | MAN HOLE COVER         |
|  2700 | HEIGHT MARKER          |



## PLANNING

[illegible]

Job Title:  
22 HOWITT RD, LONDON, NW3 4LL  
Drawing Title:  
PROPOSED EXTENSION 1:50  
GROUND FLOOR AND ROOF PLAN  
Drawing No: Revision:

**037/A/1.601**

Date: 25.03.20 Scale: 1:50 @ A4

**groundplane**  
Architecture