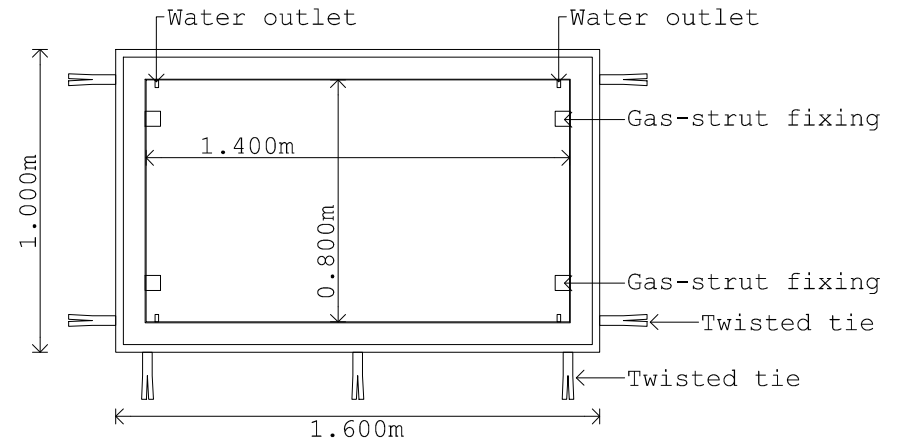
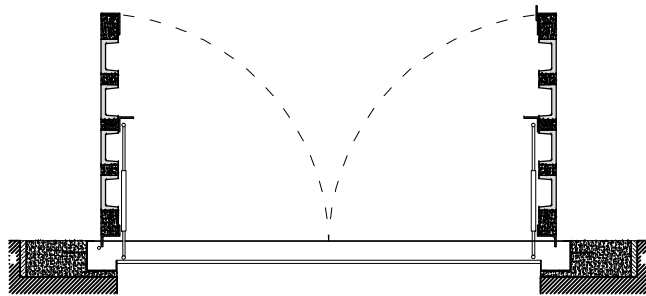


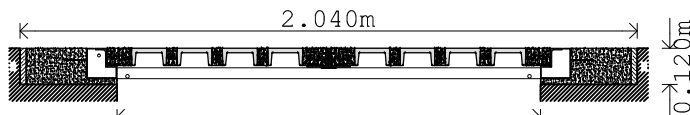
Plan



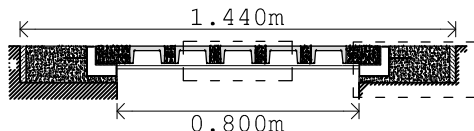
Plan of frame



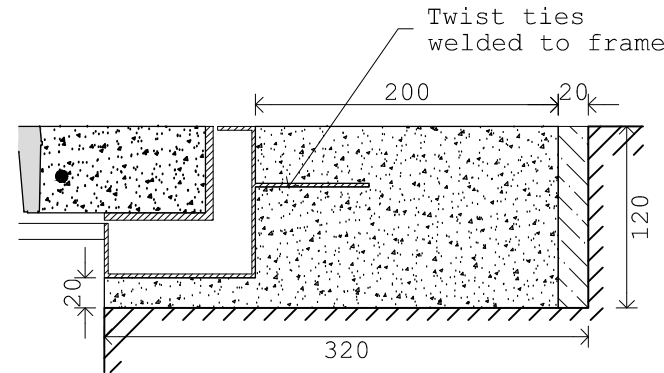
Section 1 - showing flaps open



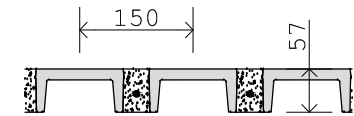
Section 1



Section 2



Typical Bearing
 Scale 1:5



Glass Details
 Scale 1:10

NEW AGE GLASS

Unit-4, Phoenix Business Centre
 Spur Road
 CHICHESTER
 West Sussex PO19 8PN
 01243 790414 - info@newageglass.co.uk

Drawing Number
Information
 Rev **A** Issue Date
29 April 2016

General Layout

Scale: 1:25, 1:10 and 1:5 @A4

Rev A: First Issue

Project
 NAG-P150/60
 Double Leaf Access Hatch

Address
 46 Churton Street,
 London, SW1V 2LP.

Status
Information

Length of this border - 190-mm

Length of this border - 277-mm