

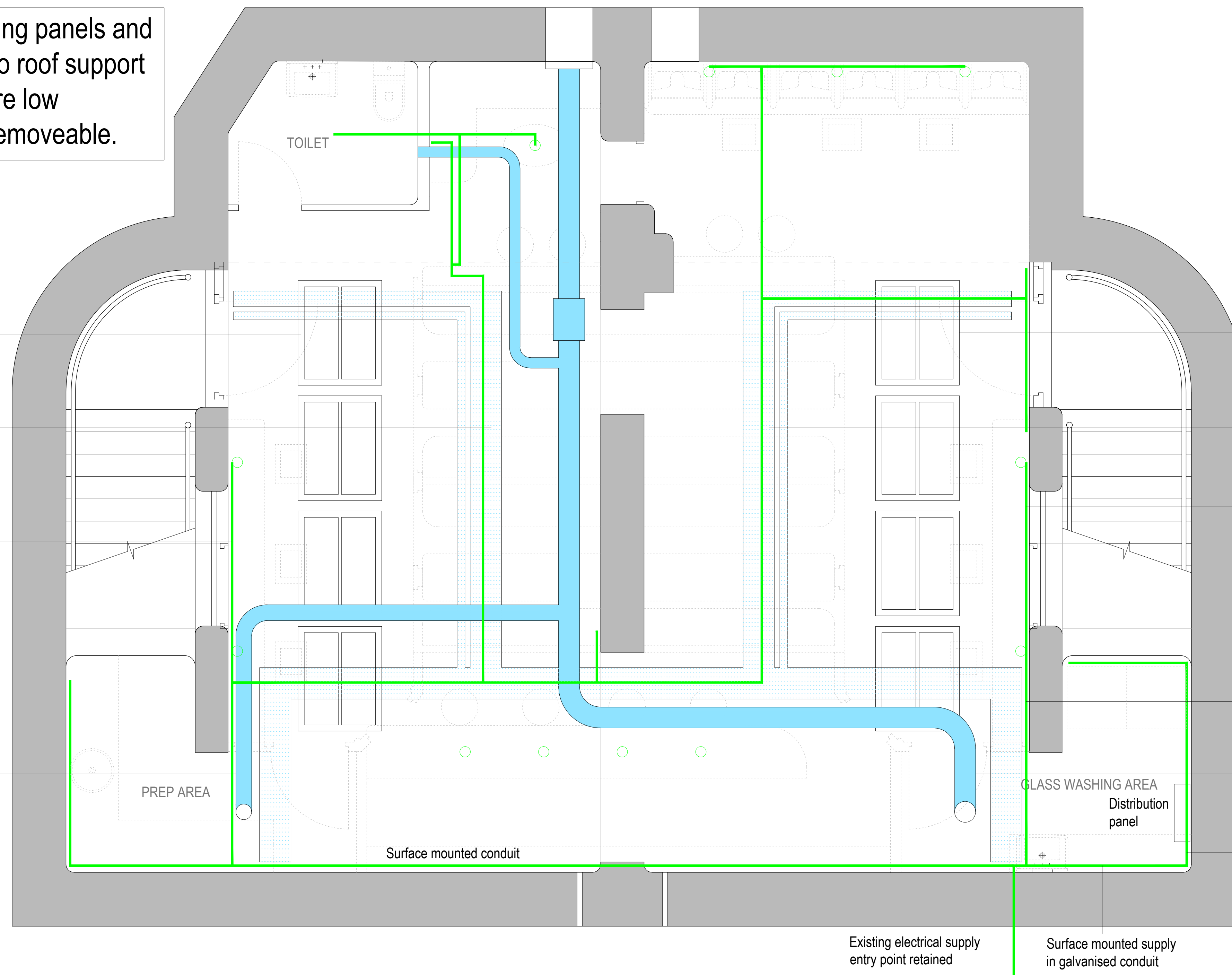
All cable tray, ceiling panels and ducting clamped to roof support beams. Clamps are low intervention and removeable.

Ceiling panels with georgian glass

Cable tray carries cable for fire safety CCTV and lighting

Electrical supply Surface mounted conduit see drawing A110 for typical detail

Passive extract via low power fan



External ventilation grill reused

Ceiling panels with georgian glass

Cable tray carries cable for fire safety CCTV and lighting

Electrical supply Surface mounted conduit see drawing A110 for typical detail

Electrical conduit galvanised finish surface mounted

Passive extract via low power fan

Electrical supply Surface mounted conduit see drawing A110 for typical detail


Revision no.	

Project No.	737
Cad File	1346_V02.08.dwg
Drawn	
Checked	JD
Date	03/11/2020
Scale	As shown
Title/No.	


Record drawings
Electrical RCP

1 Reflected Ceiling Plan


Scale: 1:50




Typical tray clamp detail attached to beam




Ceiling panels with Georgian glass



Typical cable tray above cubicles



Typical duct and cable tray
attached with typical clamp detail



Typical services