

Tree protection plan
Location of trees, categorisation and protection/management proposals at 12 Rousden Street, Camden






Barrell Plan Ref: 20037-BT1

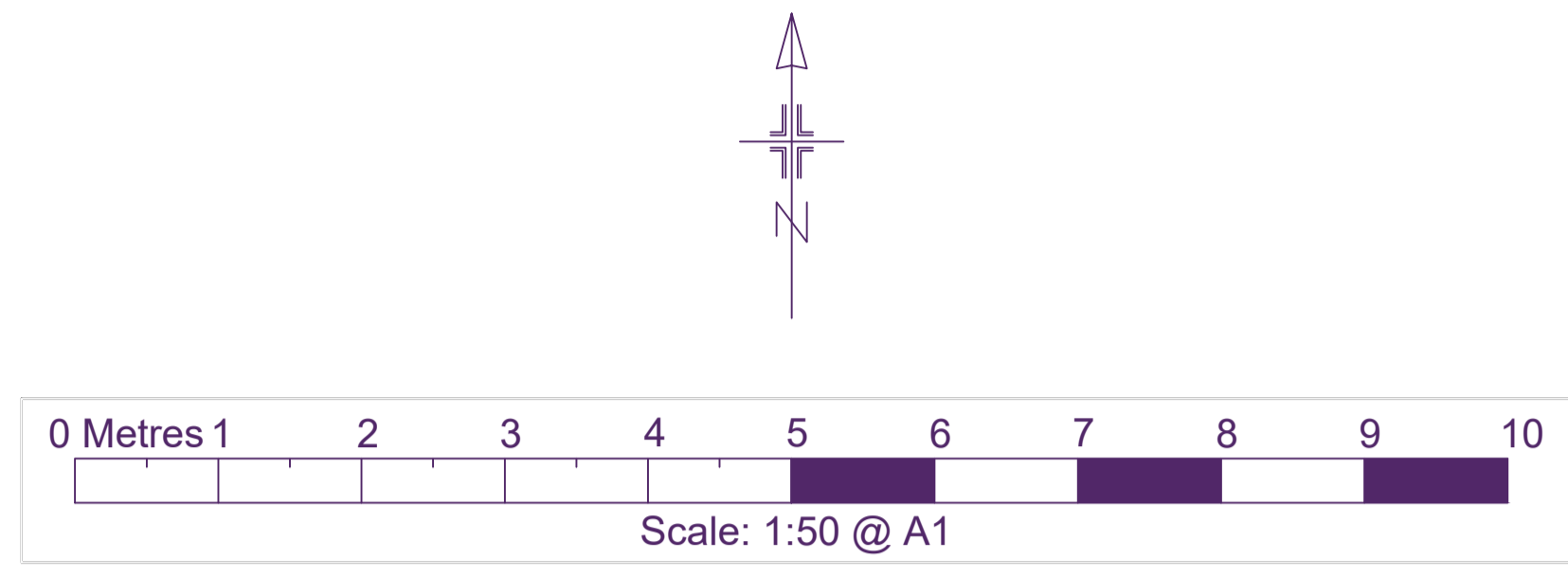
Provided Plan Refs: 443.00 Rev B & 443.052 Rev D



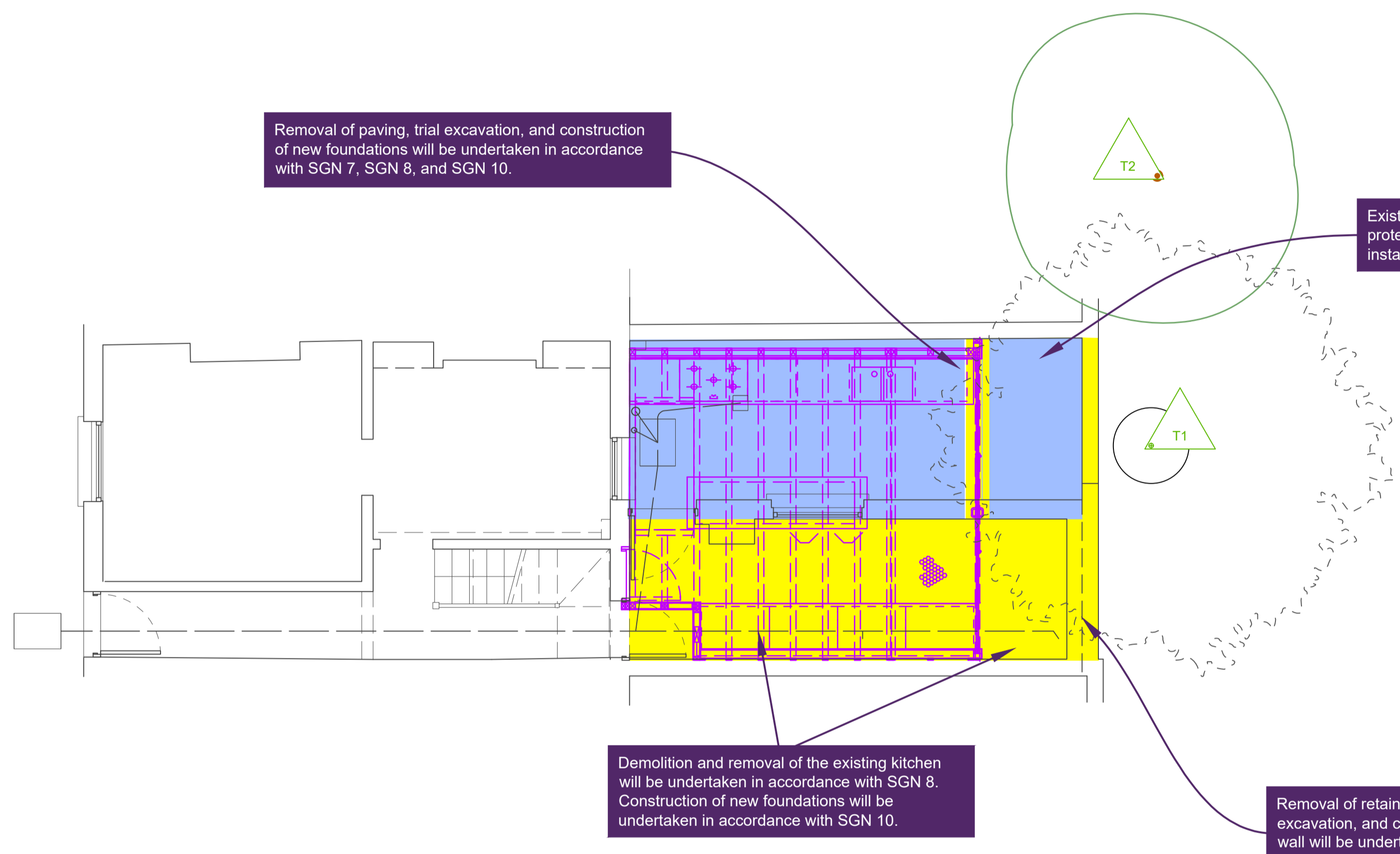
Permission is granted to scale from this drawing for Local Authority Planning Approval purposes relating to tree protection measures only. Where applicable this drawing is to be read in conjunction with the arboricultural report. This drawing is the copyright of Barrell Tree Consultancy 2020. ©

This drawing to be reproduced in colour only.
www.barrelltreecare.co.uk

-  BS category B Trees of moderate quality
-  Proposed layout
-  Estimated tree position and crown spread not included on original land survey
-  Precautionary Areas
-  Construction exclusion zone protected by ground protection



Tree schedule				
Tree No	Species	Category	RPA Radius	Tree Works
All retained trees				Carry out safety check and lift over site to 3-4m as necessary.
T1	London plane	B	14.4	-
T2	London plane	B	14.4	-



SGN 9 Installing/upgrading surfacing in RPAs



Always:

- use the tree consultant to supervise work in RPAs
- minimise damage to roots and disturbance to soil in RPAs
- minimise excavation when installing or upgrading surfacing in RPAs



SGN 10 Installing structures in RPAs



Always:

- use the tree consultant to supervise work in RPAs
- hand-dig pile, pad, or post locations down to at least 60cm
- protect RPAs from contamination from poured wet concrete



SGN 11 Installing services in RPAs



Always:

- use the tree consultant to supervise work in RPAs
- select the least damaging option when installing services, so prioritise trenchless, over broken trench over continuous trench
- hand-dig trenches if trenchless is not feasible



<p>SGN 1 Monitoring tree protection</p>  <p>Always:</p> <ul style="list-style-type: none"> have a pre-commencement meeting with the tree consultant before development starts use the tree consultant to regularly check that protection remains fit for purpose use the tree consultant to supervise work in RPAs keep a written record of supervision 	<p>SGN 4 Pollution control</p>  <p>Always:</p> <ul style="list-style-type: none"> keep toxic products away from RPAs 	<p>SGN 7 Excavating in RPAs</p>  <p>Always:</p> <ul style="list-style-type: none"> use the tree consultant to supervise work in RPAs use hand tools to dig in RPAs protect exposed roots from sunlight and drying out 	<p>SGN 12 Landscaping in RPAs</p>  <p>Always:</p> <ul style="list-style-type: none"> use the tree consultant to supervise work in RPAs avoid raising ground levels within 1m of the trunks of retained trees 
<p>SGN 3 Ground protection</p>  <p>Always:</p> <ul style="list-style-type: none"> install protection before development starts make sure protection is fit for purpose, i.e. it prevents damage to trees and soil keep protection in place until there is no risk to trees get written permission to move or remove any protection 	<p>SGN 5 Site cranes & piling rigs</p>  <p>Always:</p> <ul style="list-style-type: none"> use the tree consultant to supervise work with cranes and piling rigs in RPAs 	<p>SGN 8 Removing surfacing and structures in RPAs</p>  <p>Always:</p> <ul style="list-style-type: none"> have a pre-commencement meeting with the tree consultant before development starts use the tree consultant to supervise work in RPAs minimise damage to roots and disturbance to soil in RPAs 	<p>How to use plan</p> <p>More detailed guidance on each Site Guidance Note (SGN) can be found in a printed hard copy compilation of all the SGNs, Manual for Managing Trees On Development Sites version 2.1, issued to the Site Manager at the pre-commencement site meeting (Note: This should be retained on site throughout the duration of works). Additionally, an electronic pdf compilation of all the SGNs, was submitted with this drawing to the local planning authority and the client. Alternatively, a pdf of each SGN can be downloaded by:</p> <ol style="list-style-type: none"> clicking the image links in the electronic pdf version of this plan; holding a mobile phone QR (Quick Response) code reader over the QR code in the paper version of this plan; or, visiting our website at https://www.barrelltreecare.co.uk/resources/technical-guidance

Attention LPA Tree Officer - if you would like a 'to scale' printed version of this plan please contact us on 01425 651470 or email 'enquiries@barrelltreecare.co.uk'