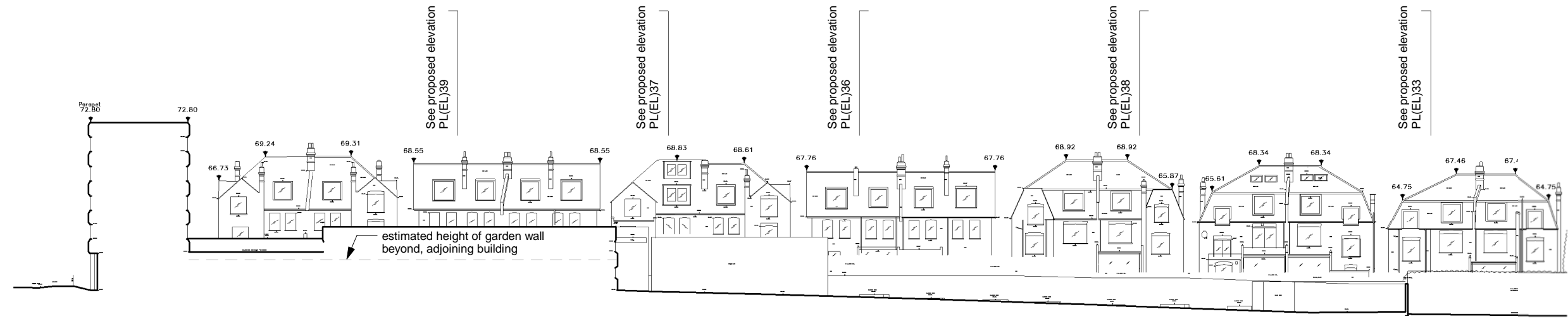
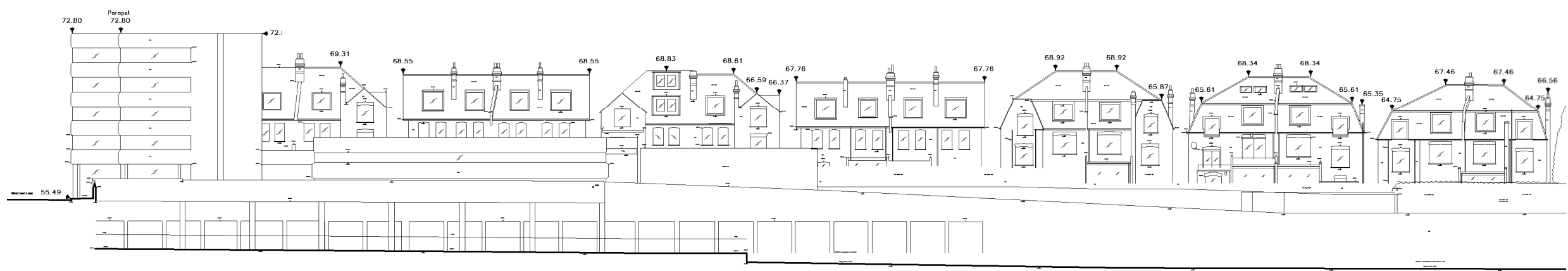


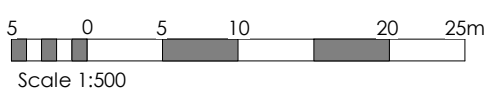
1 West Elevation - Existing
1 : 500



2 Survey Section AA
1 : 500



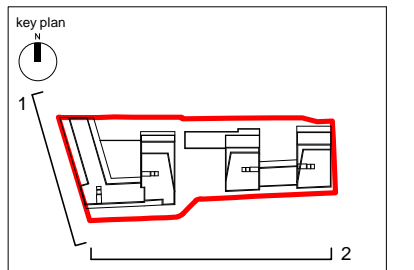
3 Survey Section BB
1 : 500



NOTES
 -Do not scale from this drawing, except for planning purposes.
 -Check all dimensions on site.
 -Subject to survey.
 -Subject to site inspection.
 -Site boundary lines are indicative only.

Rev	Date	By	Description
B	13.01.16	AB	Boundary wall note added
A	10/12/15	AB	Notes and references added
-	13/11/15	AB	Planning Issue

Revision Schedule			
-------------------	--	--	--



project
 156 WEST END LANE
 WEST HAMPSTEAD

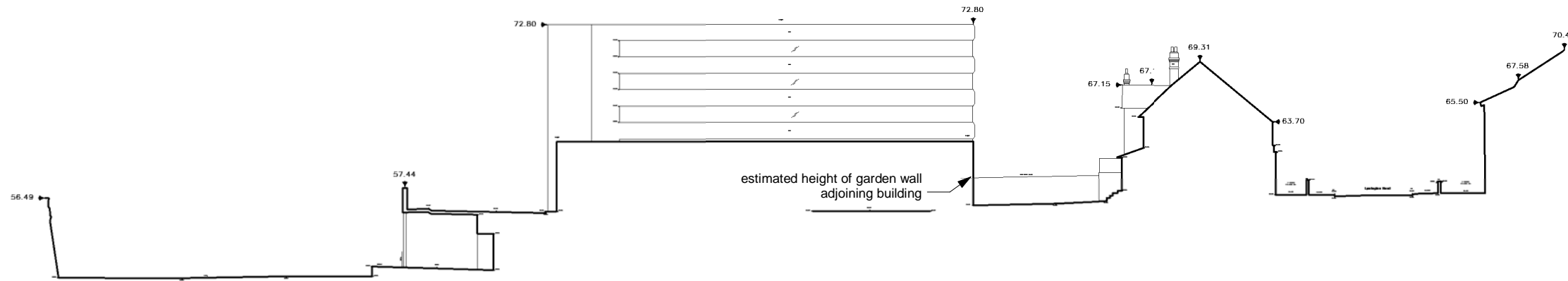
title
 EXISTING ELEVATIONS

drawing status PLANNING	
contract no.	scale 1 : 500 @ A3
client ref. A2 DOMINION	date 11/15/15
drawn by Author	checked by Checker
project no. 13119	drawing number PL(EL)P003
	revision PB



NOTES

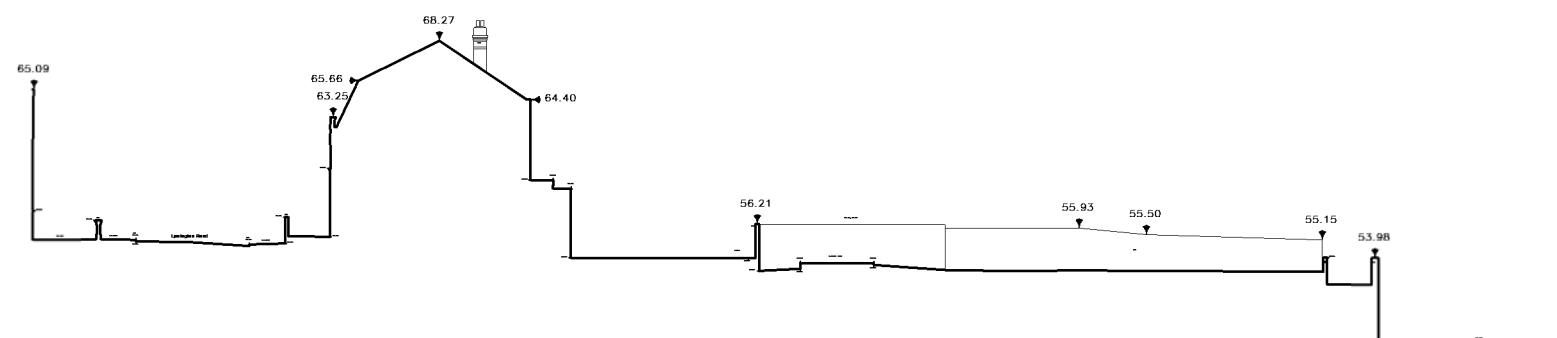
- Do not scale from this drawing, except for planning purposes.
- Check all dimensions on site.
- Subject to survey.
- Subject to site inspection.
- Site boundary lines are indicative only.



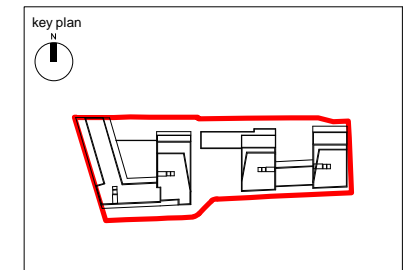
1 Survey section CC
1 : 500

Rev	Date	By	Description
A	13.01.16	AB	Boundary wall note added
-	10/12/15	AB	First issue

Revision Schedule



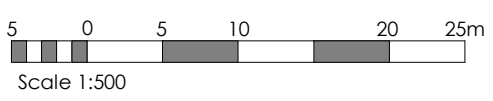
2 Survey section DD
1 : 500

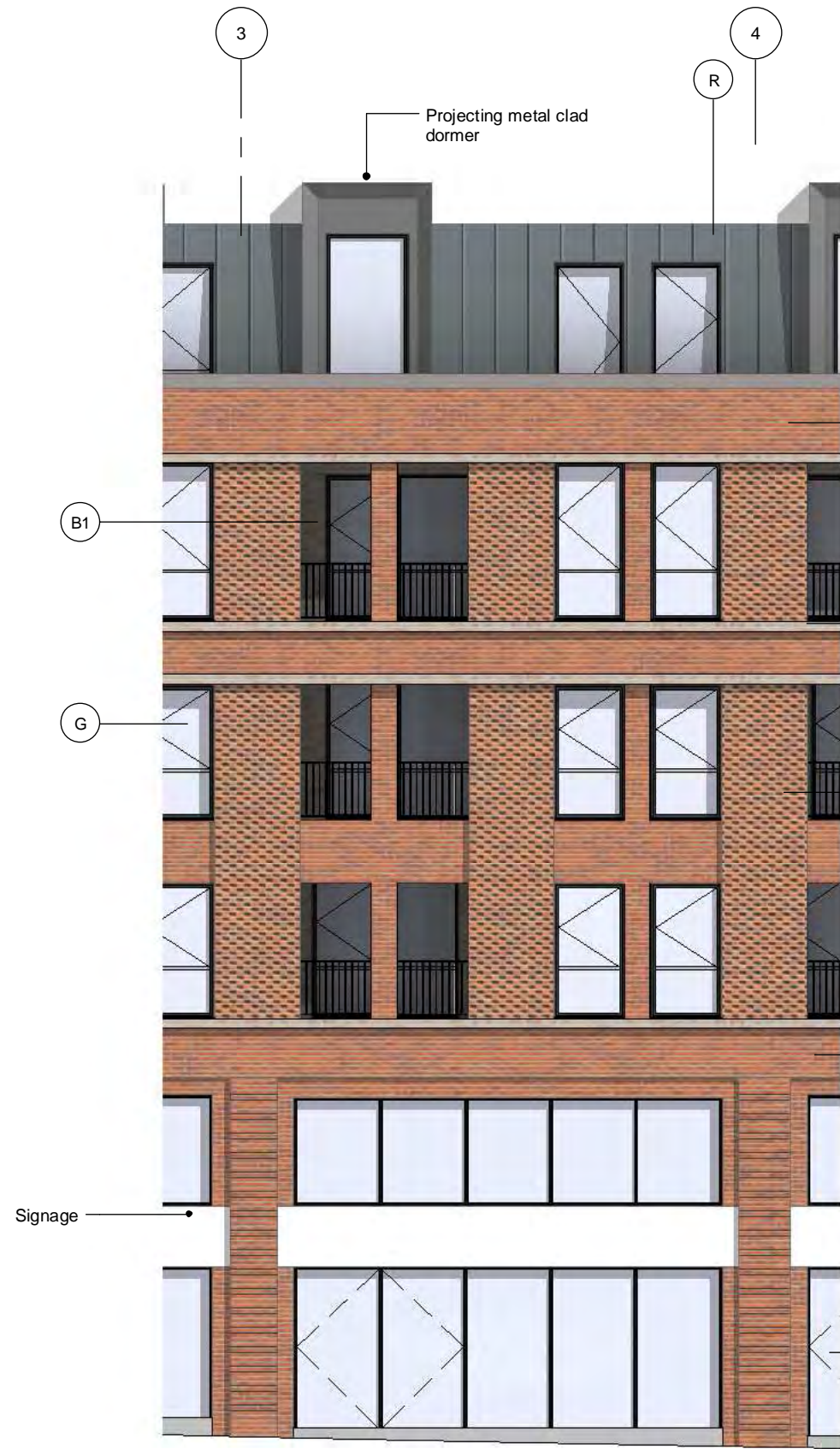


project
156 WEST END LANE
WEST HAMPSTEAD

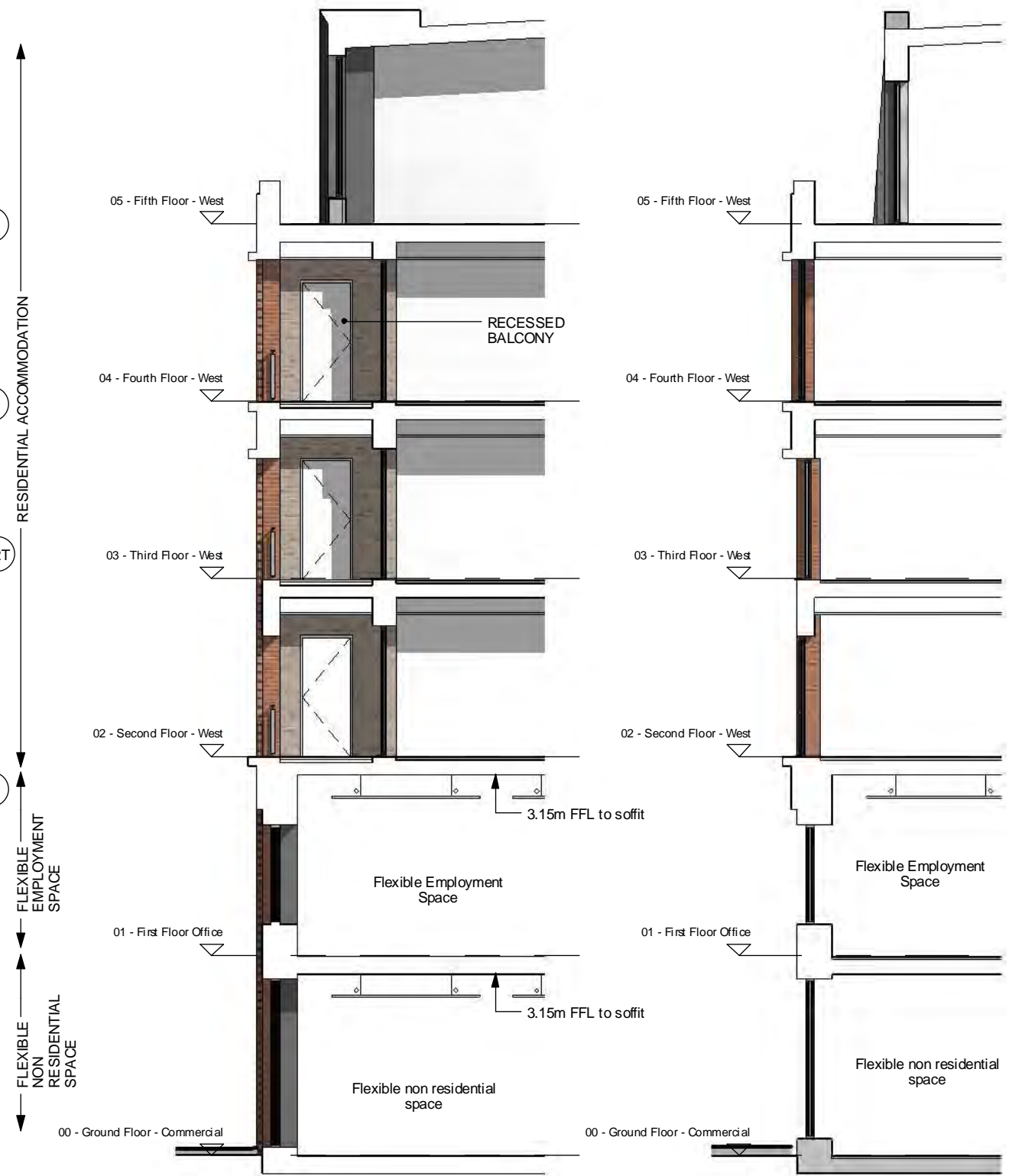
title
EXISTING SECTIONS

drawing status PLANNING		scale 1 : 500 @ A3
contract no.	client ref. A2 DOMINION	date 11/17/15
drawn by Author	checked by Checker	
project no. 13119	drawing number PL(EL)P004	revision PA





1 West Elevation - Bay Study
1 : 100



2 West End Lane - Facade Section - Balcony
1 : 100

3 West End Lane - Facade Section
1 : 100

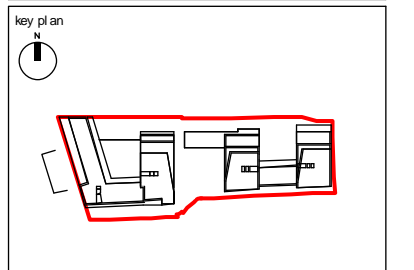
NOTES
 - Do not scale from this drawing, except for planning purposes.
 - Check all dimensions on site.
 - Subject to survey.
 - Subject to site inspection.
 - Site boundary lines are indicative only.

MATERIALS KEY

- B1 Brick type 1 - Light red facing brick
- B1T Brick type 1T - Light red facing brick in dog tooth bond or similar
- B2 Brick type 2 - Medium red facing brick
- B2T Brick type 2T - Medium red facing brick in dog tooth bond or similar
- B3 Brick type 3 - Darker red facing brick
- G Composite glazing with ppc aluminium facing
- GB Glass balcony balustrade
- GBB Blue glazed brick
- R Grey metal standing seam roof

Rev	Date	By	Description
A	08.06.16	AB	Planning resubmission
-	13/11/15	AB	Planning Issue

Revision Schedule



project
 156 WEST END LANE
 WEST HAMPSTEAD

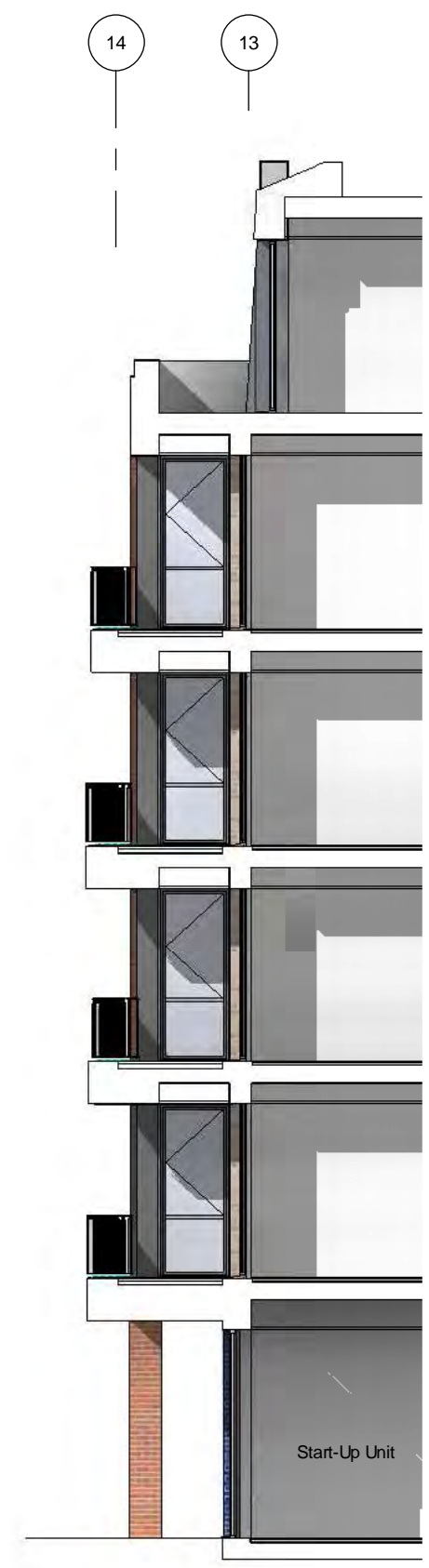
title
 WEST END LANE BAY STUDY

drawing status PLANNING		
contract no.	scale	1 : 100 @ A3
client ref. A2 DOMINION	date	11/08/15
drawn by ACR	checked by	Checker
project no. 13119	drawing number PL(EL)P050	revision PA





1 South Elevation - West Block - Bay Study
1:100



2 South Elevation (West Block) - Facade Section
1:100

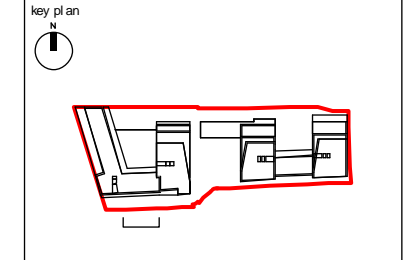
NOTES
 - Do not scale from this drawing, except for planning purposes.
 - Check all dimensions on site.
 - Subject to survey.
 - Subject to site inspection.
 - Site boundary lines are indicative only.

MATERIALS KEY

B1	Brick type 1 - Light red facing brick
B1T	Brick type 1T - Light red facing brick in dog tooth bond or similar
B2	Brick type 2 - Medium red facing brick
B2T	Brick type 2T - Medium red facing brick in dog tooth bond or similar
B3	Brick type 3 - Darker red facing brick
G	Composite glazing with ppc aluminium facing
GB	Glass balcony balustrade
GBB	Blue glazed brick
R	Grey metal standing seam roof

Rev	Date	By	Description
A	08/06/16	AB	Planning resubmission
-	13/11/15	AB	Planning Issue

Revision Schedule



project
 156 WEST END LANE
 WEST HAMPSTEAD

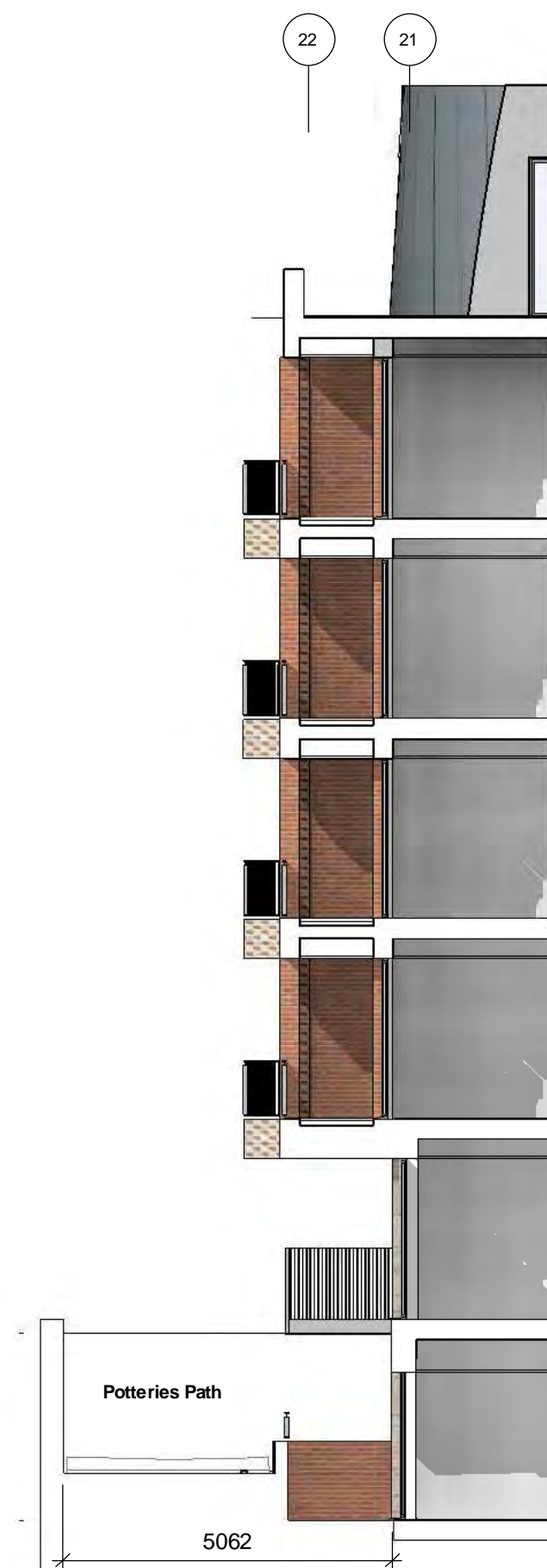
title
 SOUTH ELEVATION BAY STUDY -
 WEST BUILDING

drawing status PLANNING		
contract no.	scale 1:100 @ A3	
client ref. A2 DOMINION	date 11/08/15	
drawn by AB	checked by Checker	
project no. 13119	drawing number PL(EL)P051	revision PA





1 South Elevation - East Block - Bay Study
1 : 100



2 South Elevation (East Block) - Facade Section
1 : 100

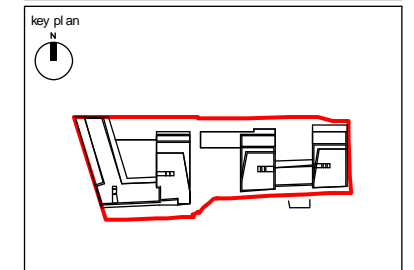
NOTES
 - Do not scale from this drawing, except for planning purposes.
 - Check all dimensions on site.
 - Subject to survey.
 - Subject to site inspection.
 - Site boundary lines are indicative only.

MATERIALS KEY

B1	Brick type 1 - Light red facing brick
B1T	Brick type 1T - Light red facing brick in dog tooth bond or similar
B2	Brick type 2 - Medium red facing brick
B2T	Brick type 2T - Medium red facing brick in dog tooth bond or similar
B3	Brick type 3 - Darker red facing brick
G	Composite glazing with ppc aluminium facing
GB	Glass balcony balustrade
GBB	Blue glazed brick
R	Grey metal standing seam roof

Rev	Date	By	Description
A	08.06.16	AB	Planning resubmission
-	13/11/15	AB	Planning Issue

Revision Schedule



project
 156 WEST END LANE
 WEST HAMPSTEAD

title
 SOUTH ELEVATION BAY STUDY -
 EAST BUILDING

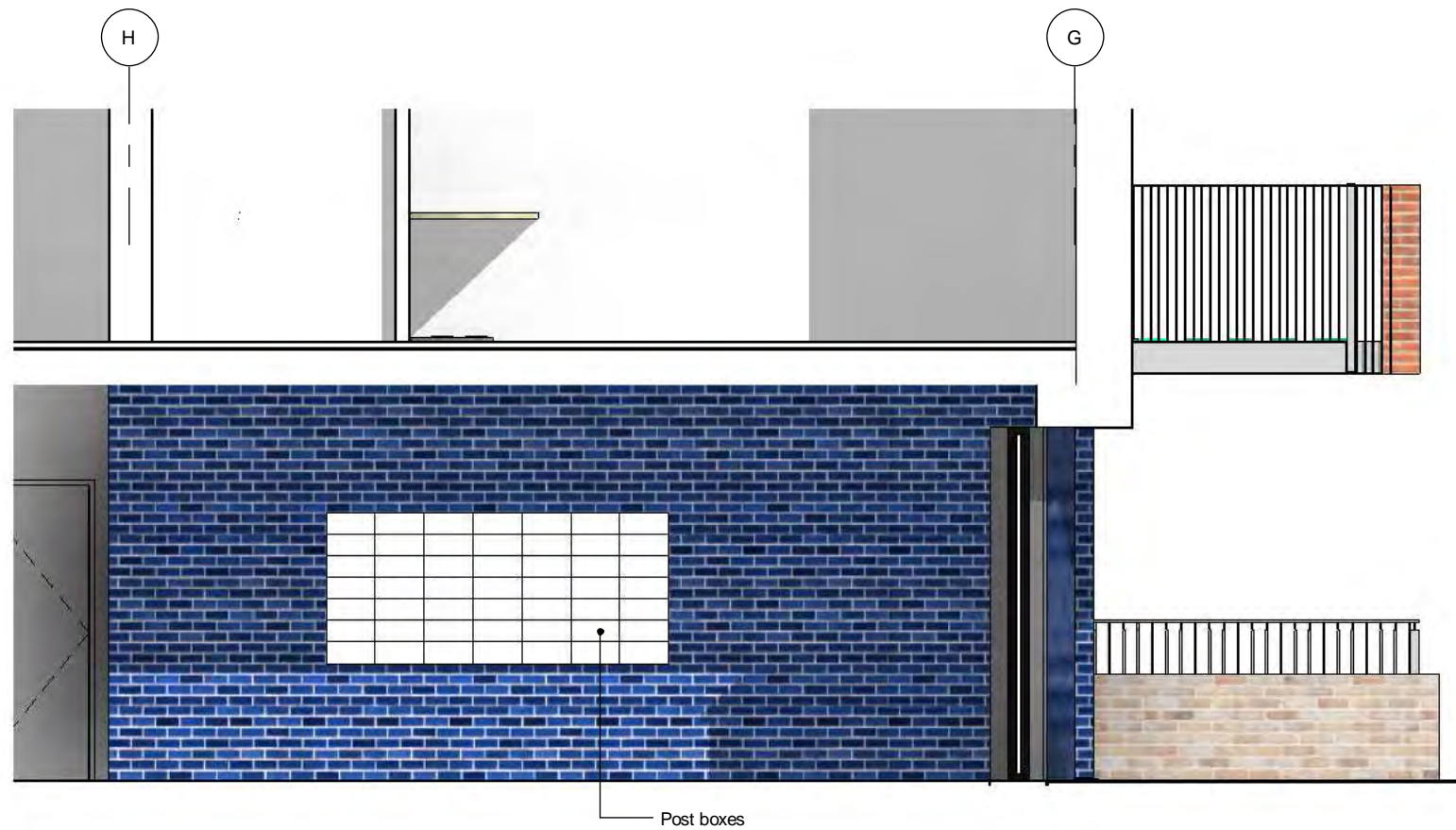
drawing status PLANNING		
contract no.	scale	1 : 100 @ A3
client ref. A2 DOMINION	date	11/08/15
drawn by ACR	checked by	Checker
project no. 13119	drawing number PL(EL)P052	revision PA

cgl Child Graddon Lewis
 architects & designers

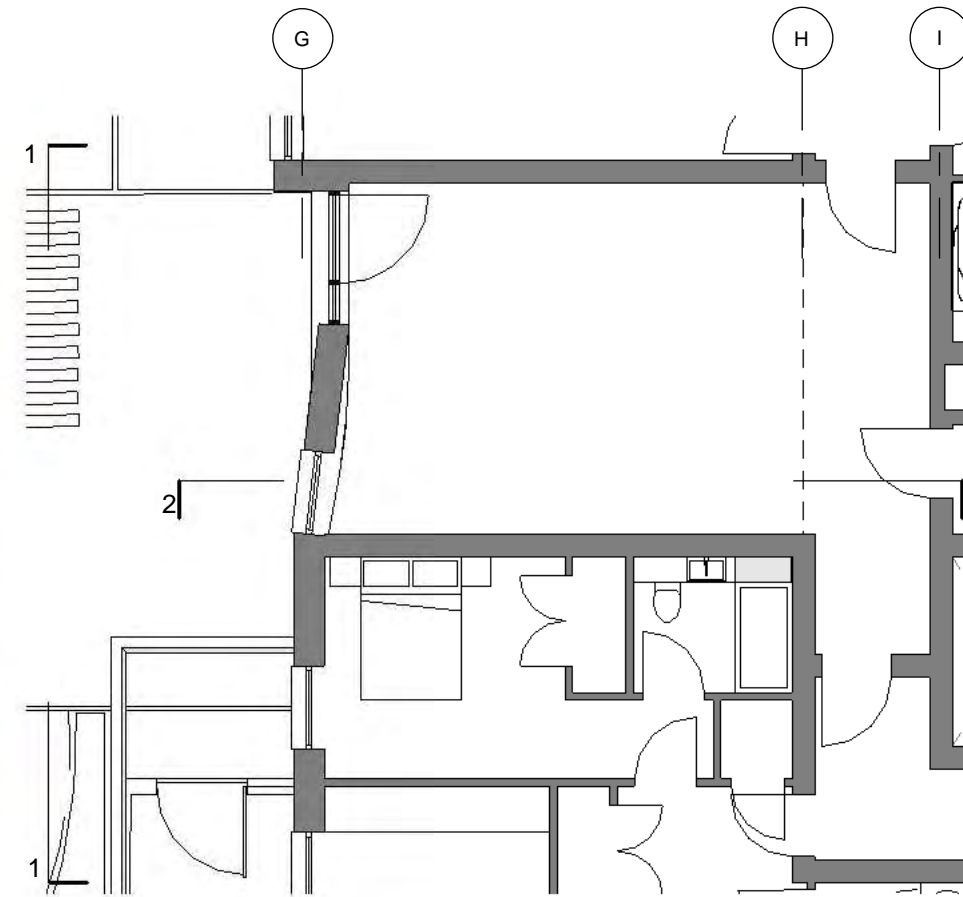
Studio1
 156 Commercial Street
 Spitalfields
 London E1 6BJ
 T: +44 (0) 20 7539 1200
 F: +44 (0) 20 7539 1201
 E: hq@cgluk.com
 www.cgluk.com



1 Common Entrance Elevation
1 : 50



2 Common Entrance Section
1 : 50



3 00 - Ground Floor - Common Entrance
1 : 100

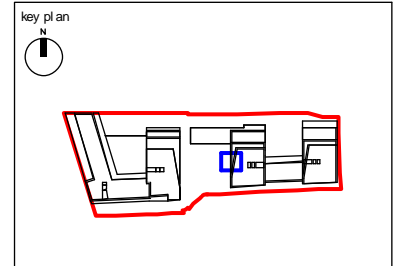
NOTES
 - Do not scale from this drawing, except for planning purposes.
 - Check all dimensions on site.
 - Subject to survey.
 - Subject to site inspection.
 - Site boundary lines are indicative only.

MATERIALS KEY

B1	Brick type 1 - Light red facing brick
B1T	Brick type 1T - Light red facing brick in dog tooth bond or similar
B2	Brick type 2 - Medium red facing brick
B2T	Brick type 2T - Medium red facing brick in dog tooth bond or similar
B3	Brick type 3 - Darker red facing brick
G	Composite glazing with ppc aluminium facing
GB	Glass balcony balustrade
GBB	Blue glazed brick
R	Grey metal standing seam roof

Rev	Date	By	Description
B	08.06.16	AB	Planning resubmission
A	19/11/15	AB	References added
-	13/11/15	AB	Planning Issue

Revision Schedule	
-------------------	--



project
 156 WEST END LANE
 WEST HAMPSTEAD

title
 TYPICAL COMMON ENTRANCE

drawing status PLANNING		
contract no.	scale As indicated @ A3	
client ref. A2 DOMINION	date 11/08/15	
drawn by ACR	checked by Checker	
project no. 13119	drawing number PL(EL)P053	revision PB





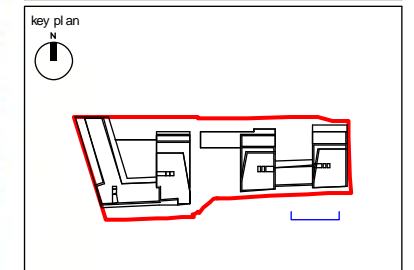
2 Southern Front Garden Elevation
1 : 100

NOTES
 -Do not scale from this drawing, except for planning purposes.
 -Check all dimensions on site.
 -Subject to survey.
 -Subject to site inspection.
 -Site boundary lines are indicative only.

- MATERIALS KEY**
- B1 Brick type 1 - Light red facing brick
 - B1T Brick type 1T - Light red facing brick in dog tooth bond or similar
 - B2 Brick type 2 - Medium red facing brick
 - B2T Brick type 2T - Medium red facing brick in dog tooth bond or similar
 - B3 Brick type 3 - Darker red facing brick
 - G Composite glazing with ppc aluminium facing
 - GB Glass balcony balustrade
 - GBB Blue glazed brick
 - R Grey metal standing seam roof

Rev	Date	By	Description
B	08.06.16	AB	Planning resubmission
A	19/11/15	AB	References added
-	13/11/15	AB	Planning Issue

Revision Schedule	



project
 156 WEST END LANE
 WEST HAMPSTEAD

title
 TYPICAL FRONT GARDEN

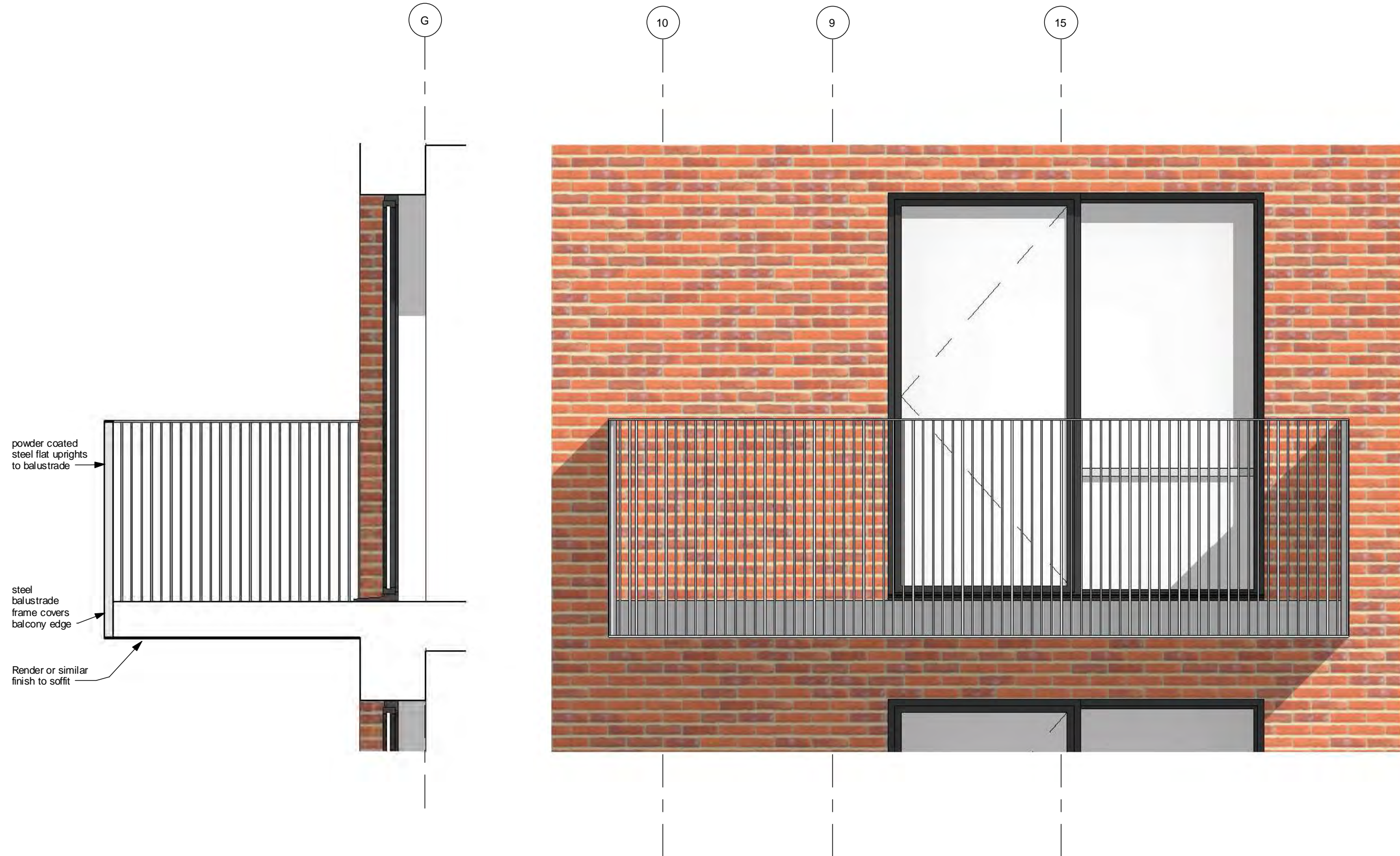
drawing status PLANNING		scale As indicated @ A3
contract no.	client ref. A2 DOMINION	date 11/08/15
drawn by ACR	checked by Checker	revision PB
project no. 13119	drawing number PL(EL)P054	



1 Typical Front Garden - Lower Ground Floor
1 : 50

B1
 Secondary entrance to lower ground floor flat
 B2
 Common entrance
 Access panel
 ?





powder coated steel flat uprights to balustrade

steel balustrade frame covers balcony edge

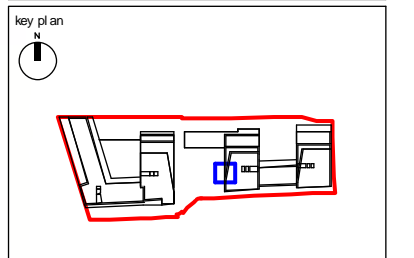
Render or similar finish to soffit

NOTES

- Do not scale from this drawing, except for planning purposes.
- Check all dimensions on site.
- Subject to survey.
- Subject to site inspection.
- Site boundary lines are indicative only.

Rev	Date	By	Description
B	08.06.16	AB	Planning resubmission
A	19/11/15	AB	References added
-	13/11/15	AB	Planning Issue

Revision Schedule



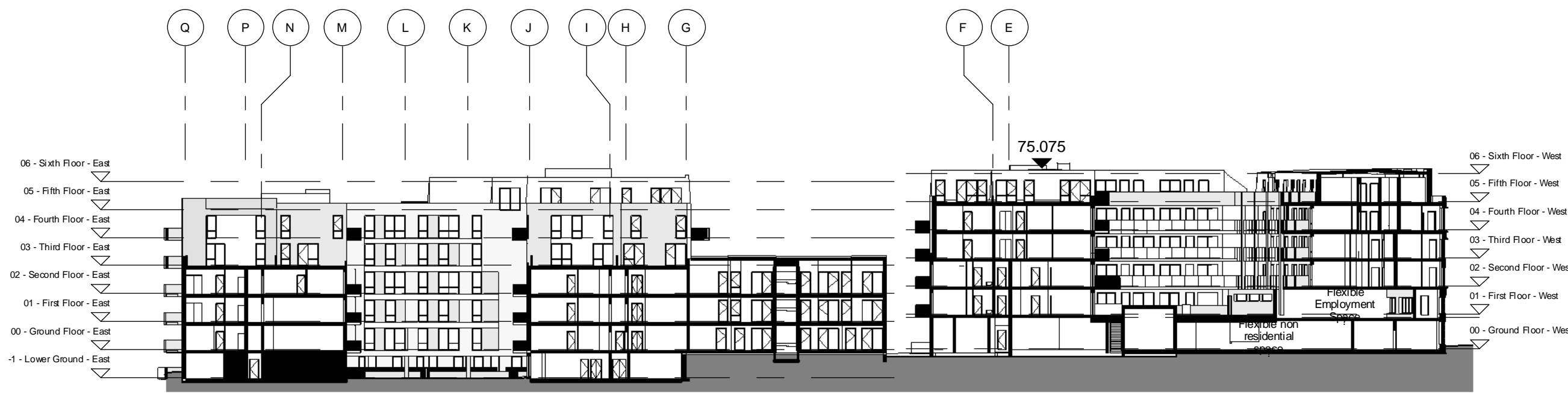
project
156 WEST END LANE
WEST HAMPSTEAD

title
TYPICAL BALCONY DETAIL

drawing status PLANNING		scale 1 : 25 @ A3
contract no.	date 11/15/15	
client ref. A2 DOMINION	checked by Checker	
drawn by Author	project no. 13119	revision PB
	drawing number PL(EL)P055	

NOTES

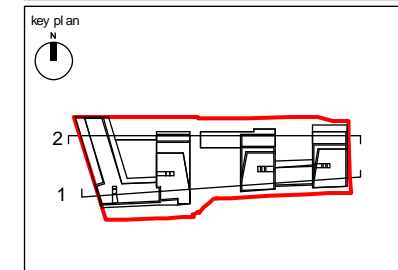
- Do not scale from this drawing, except for planning purposes.
- Check all dimensions on site.
- Subject to survey.
- Subject to site inspection.
- Site boundary lines are indicative only.



2 Long Section Through Courtyards Facing North
1 : 500

Rev	Date	By	Description
A	08.06.16	AB	Planning resubmission
-	13/11/15	AB	Planning Issue

Revision Schedule			



project
156 WEST END LANE
WEST HAMPS TEAD

title
SITE SECTIONS 1

drawing status PLANNING		scale 1 : 500 @ A3
contract no.		
client ref. A2 DOMINION	date 10/28/15	
drawn by ACR	checked by Checker	
project no. 13119	drawing number PL(SE)P045	revision PA

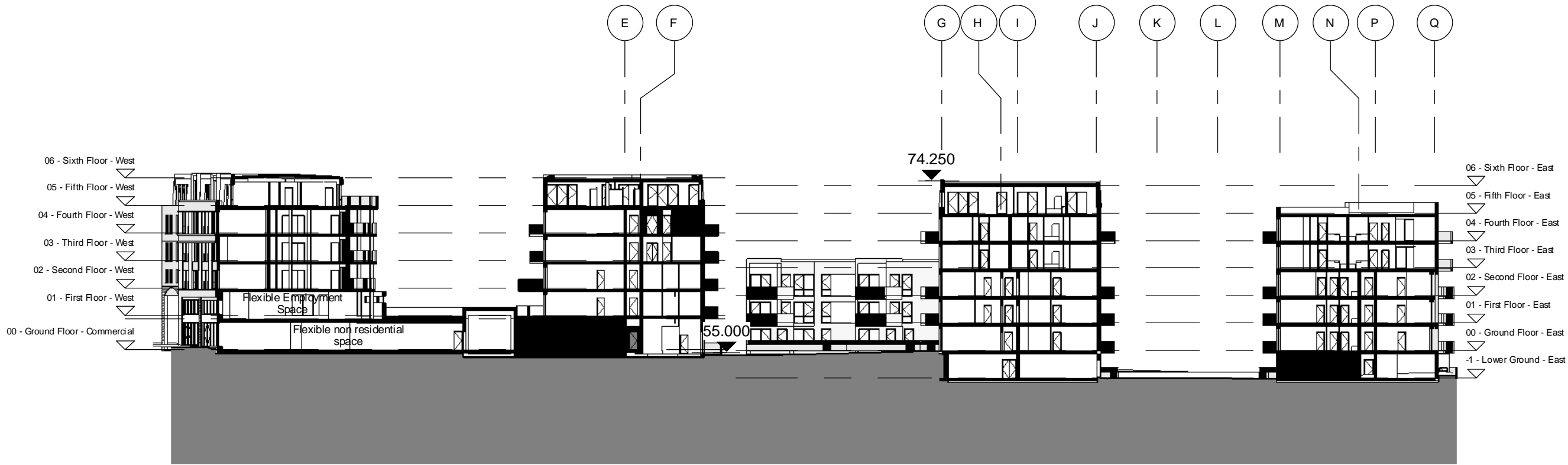


1 Long Section Through Central Courtyard Facing South
1 : 500

Child Graddon Lewis
architects & designers

Studio1
156 Commercial Street
Spitalfields
London E1 6BJ
T: +44 (0) 20 7539 1200
F: +44 (0) 20 7539 1201
E: hq@cgluk.com
www.cgluk.com

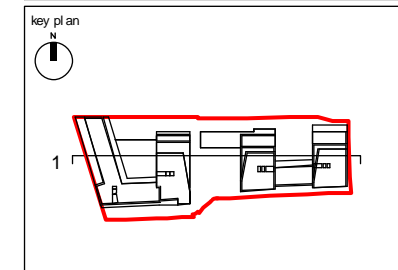
NOTES
 -Do not scale from this drawing, except for planning purposes.
 -Check all dimensions on site.
 -Subject to survey.
 -Subject to site inspection.
 -Site boundary lines are indicative only.



1 Long Section - Affordable - Private - Courtyards
 1 : 500

Rev	Date	By	Description
A	08.06.16	AB	Planning resubmission
-	13/11/15	AB	Planning Issue

Revision Schedule			
-------------------	--	--	--



project
 156 WEST END LANE
 WEST HAMPSTEAD

title
 SITE SECTIONS 2

drawing status PLANNING		
contract no.	scale 1 : 500 @ A3	
client ref. A2 DOMINION	date 11/14/15	
drawn by Author	checked by Checker	
project no. 13119	drawing number PL(SE)P046	revision PA

Child Graddon Lewis
 architects & designers

Studio1
 155 Commercial Street
 Spitalfields
 London E1 6BJ
 T: +44 (0) 20 7539 1200
 F: +44 (0) 20 7539 1201
 E: hg@cgluk.com
 www.cgluk.com

Residential Accommodation schedule			
Plot	Unit Size	Unit Type	Area

Affordable Rent

01 - First Floor - West			
W1.01	1B2P WC	AB	58 m ²
W1.02	2B4P	AC	73 m ²
W1.03	3B5P	AG	92 m ²
W1.10	1B2P	AH	50 m ²
W1.11	1B2P	AH	50 m ²
5			323 m ²

02 - Second Floor - West

W2.01	4B5P	AH	116 m ²
W2.02	3B6P	AE	98 m ²
W2.03	3B5P	AE2	91 m ²
W2.04	3B4P WC	AF	98 m ²
W2.05	2B4P WC	AD	90 m ²
W2.06	1B2P WC	AB	59 m ²
W2.07	2B4P	AC	73 m ²
W2.08	3B5P	AG	91 m ²
W2.15	1B2P	AH	50 m ²
W2.16	1B2P WC	AJ	59 m ²
10			825 m ²

03 - Third Floor - West

W3.01	4B5P	AH	116 m ²
W3.02	3B6P	AE	98 m ²
W3.03	3B5P	AE2	91 m ²
W3.04	3B4P WC	AF	98 m ²
W3.05	2B4P WC	AD	90 m ²
W3.06	1B2P WC	AB	59 m ²
W3.07	2B4P	AC	73 m ²
W3.08	3B5P	AG	92 m ²
W3.15	1B2P	AH	50 m ²
W3.16	1B2P WC	AJ	59 m ²
10			825 m ²

04 - Fourth Floor - West

W4.01	4B5P	AH	119 m ²
W4.02	3B6P	AE	98 m ²
W4.03	3B5P	AE2	91 m ²
W4.04	3B4P WC	AF	98 m ²
W4.05	2B4P WC	AD	92 m ²
W4.06	1B2P WC	AB	59 m ²
W4.07	2B4P	AC	73 m ²
W4.08	3B5P	AG	92 m ²
W4.15	1B2P	AH	50 m ²
W4.16	1B2P WC	AJ	59 m ²
10			831 m ²

05 - Fifth Floor - West

W5.01	4B5P	AH2	104 m ²
W5.02	3B5P	AO	87 m ²
W5.03	3B4P	AO2	82 m ²
W5.04	3B5P	AO	87 m ²
W5.05	2B3P WC	AD2	76 m ²
W5.06	1B2P	AB3	50 m ²
W5.07	2B4P	AC2	71 m ²
W5.08	3B4P	AG2	79 m ²
W5.14	1B2P	AK	54 m ²
9			691 m ²
44			3494 m ²

Residential Accommodation schedule			
Plot	Unit Size	Unit Type	Area

Private Sale

-1 - Lower Ground - East			
E-1.04	1B2P WC	PE	60 m ²
E-1.08	1B2P WC	PA	61 m ²
E-1.09	1B2P WC	PA	61 m ²
3			183 m ²

00 - Ground Floor - East

E0.01	2B4P	PC	71 m ²
E0.02	2B4P	PC	71 m ²
E0.03	2B4P	PD	74 m ²
E0.04	1B2P	PU	51 m ²
E0.05	1B2P	PF	52 m ²
E0.06	1B2P	PF	52 m ²
E0.07	2B4P	PG	73 m ²
E0.08	1B2P	PH	54 m ²
E0.09	1B2P	PI	56 m ²
E0.10	2B4P	PJ	75 m ²
E0.11	2B4P	PJ	75 m ²
E0.12	2B4P	PR	68 m ²
E0.13	2B4P	PQ	73 m ²
E0.14	2B4P	PL	72 m ²
E0.15	1B2P	PM	52 m ²
E0.16	1B2P	PU	50 m ²
E0.17	1B2P	PF	52 m ²
E0.18	1B2P	PF	52 m ²
18			1123 m ²

01 - First Floor - East

E1.01	2B4P	PN	75 m ²
E1.02	2B4P	PN	74 m ²
E1.03	2B4P	PD	72 m ²
E1.04	1B2P	PP	50 m ²
E1.05	2B4P	PQ	74 m ²
E1.06	2B4P	PR	77 m ²
E1.07	1B2P	PF	52 m ²
E1.08	1B2P	PF	52 m ²
E1.09	1B2P	PU	51 m ²
E1.10	1B2P	PI	60 m ²
E1.11	2B4P	PJ	79 m ²
E1.12	2B4P	PJ	79 m ²
E1.13	2B4P	PR	73 m ²
E1.14	2B4P	PQ	73 m ²
E1.15	2B4P	PQ	73 m ²
E1.16	1B2P	PM	51 m ²
E1.17	1B2P	PU	50 m ²
E1.18	1B2P	PF	52 m ²
E1.19	1B2P	PF	52 m ²
19			1220 m ²

02 - Second Floor - East

E2.01	2B4P	PN	75 m ²
E2.02	2B4P	PN	74 m ²
E2.03	2B4P	PD	71 m ²
E2.04	1B2P	PP	50 m ²
E2.05	2B4P	PQ	75 m ²
E2.06	2B4P	PR	78 m ²
E2.07	1B2P	PF	52 m ²
E2.08	1B2P	PF	52 m ²
E2.09	1B2P	PU	52 m ²
E2.10	1B2P	PI	60 m ²
E2.11	2B4P	PJ	79 m ²
E2.12	2B4P	PJ	79 m ²
E2.13	2B4P	PR	73 m ²
E2.14	2B4P	PQ	74 m ²
E2.15	2B4P	PQ	72 m ²
E2.16	1B2P	PM	51 m ²
E2.17	1B2P	PU	50 m ²
E2.18	1B2P	PF	52 m ²
E2.19	1B2P	PF	52 m ²
19			1222 m ²

Residential Accommodation schedule			
Plot	Unit Size	Unit Type	Area

03 - Third Floor - East

E3.01	2B4P	PT	75 m ²
E3.02	2B4P	PS	72 m ²
E3.03	2B4P	PQ	75 m ²
E3.04	2B4P	PR	77 m ²
E3.05	1B2P	PI	60 m ²
E3.06	2B4P	PJ	79 m ²
E3.07	2B4P	PJ	79 m ²
E3.08	2B4P	PR	74 m ²
E3.09	2B4P	PQ	73 m ²
E3.10	2B4P	PV	76 m ²
E3.11	1B2P	PU	56 m ²
11			797 m ²

04 - Fourth Floor - East

E4.01	2B4P	PT	75 m ²
E4.02	2B4P	PS	72 m ²
E4.03	2B4P	PQ	75 m ²
E4.04	2B4P	PR	78 m ²
E4.05	1B2P	PI	60 m ²
E4.06	2B4P	PJ	79 m ²
E4.07	2B4P	PJ	79 m ²
E4.08	2B4P	PR	73 m ²
E4.09	2B4P	PQ	75 m ²
E4.10	2B4P	PV	75 m ²
E4.11	1B2P	PU	54 m ²
11			794 m ²

05 - Fifth Floor - East

E5.01	2B4P	PW	84 m ²
E5.02	2B4P	PY	79 m ²
E5.03	2B4P	PX	76 m ²
E5.04	2B4P	PZ	89 m ²
4			328 m ²
85			5667 m ²

Residential Accommodation schedule			
Plot	Unit Size	Unit Type	Area

Shared Ownership

-1 - Lower Ground - East			
E-1.01	1B2P	SB	55 m ²
E-1.02	1B2P	SB	55 m ²
E-1.03	1B2P WC	SC	61 m ²
E-1.05	1B2P	SC	61 m ²
E-1.06	1B2P	SD	51 m ²
E-1.07	2B4P	PB	79 m ²
6			360 m ²

01 - First Floor - West

W1.04	1B2P	SJ	51 m ²
W1.05	2B4P	SJ	74 m ²
W1.06	2B4P	SH	73 m ²
W1.07	2B4P	SG	73 m ²
W1.08	2B4P	SF	71 m ²
W1.09	2B4P	SE	73 m ²
6			414 m ²

02 - Second Floor - West

W2.09	1B2P	SK	51 m ²
W2.10	2B4P	SJ	74 m ²
W2.11	2B4P	SH	73 m ²
W2.12	2B4P	SG	73 m ²
W2.13	2B4P	SF	71 m ²
W2.14	2B4P	SE	73 m ²
6			413 m ²

03 - Third Floor - West

W3.09	1B2P	SK	51 m ²
W3.10	2B4P	SJ	75 m ²
W3.11	1B2P	SO	50 m ²
W3.12	1B2P	SN	50 m ²
W3.13	1B2P	SM	50 m ²
W3.14	1B2P	SL	50 m ²
6			326 m ²

04 - Fourth Floor - West

W4.09	1B2P	SK	51 m ²
W4.10	2B4P	SJ	75 m ²
W4.11	1B2P	SO	50 m ²
W4.12	1B2P	SN	50 m ²
W4.13	1B2P	SM	50 m ²
W4.14	1B2P	SL	50 m ²
6			327 m ²

05 - Fifth Floor - West

W5.10	1B2P	SQ	52 m ²
W5.11	1B2P	SO	51 m ²
W5.13	2B4P	SP	78 m ²
W5.099	1B2P	SR	52 m ²
W5.122	1B2P	SN2	52 m ²
5			284 m ²
35			2124 m ²
164			11285 m ²

Residential Accommodation schedule - Totals		
Unit Size	Count	NIA

Affordable Rent

1B2P	7	354 m ²
1B2P WC	7	414 m ²
2B3P WC	1	76 m ²
2B4P	5	363 m ²
2B4P WC	3	272 m ²
3B4P	2	161 m ²
3B4P WC	3	294 m ²
3B5P	9	813 m ²
3B6P	3	293 m ²
4B5P	4	455 m ²
44		3494 m ²

Private Sale

1B2P	31	1643 m ²
1B2P WC	3	183 m ²
2B4P	51	3841 m ²
85		5667 m ²

Shared Ownership

1B2P	20	1031 m ²
1B2P WC	1	61 m ²
2B4P	14	1032 m ²
35		2124 m ²
164		11285 m ²

Residential Accommodation schedule - Wheelchair units		
Unit Type	Unit Size	Count

Affordable Rent

AB	1B2P WC	4
AD	2B4P WC	3
AD2	2B3P WC	1
AF	3B4P WC	3
AJ	1B2P WC	3
14		14

Private Sale

PA	1B2P WC	2
PE	1B2P WC	1
3		3

Shared Ownership

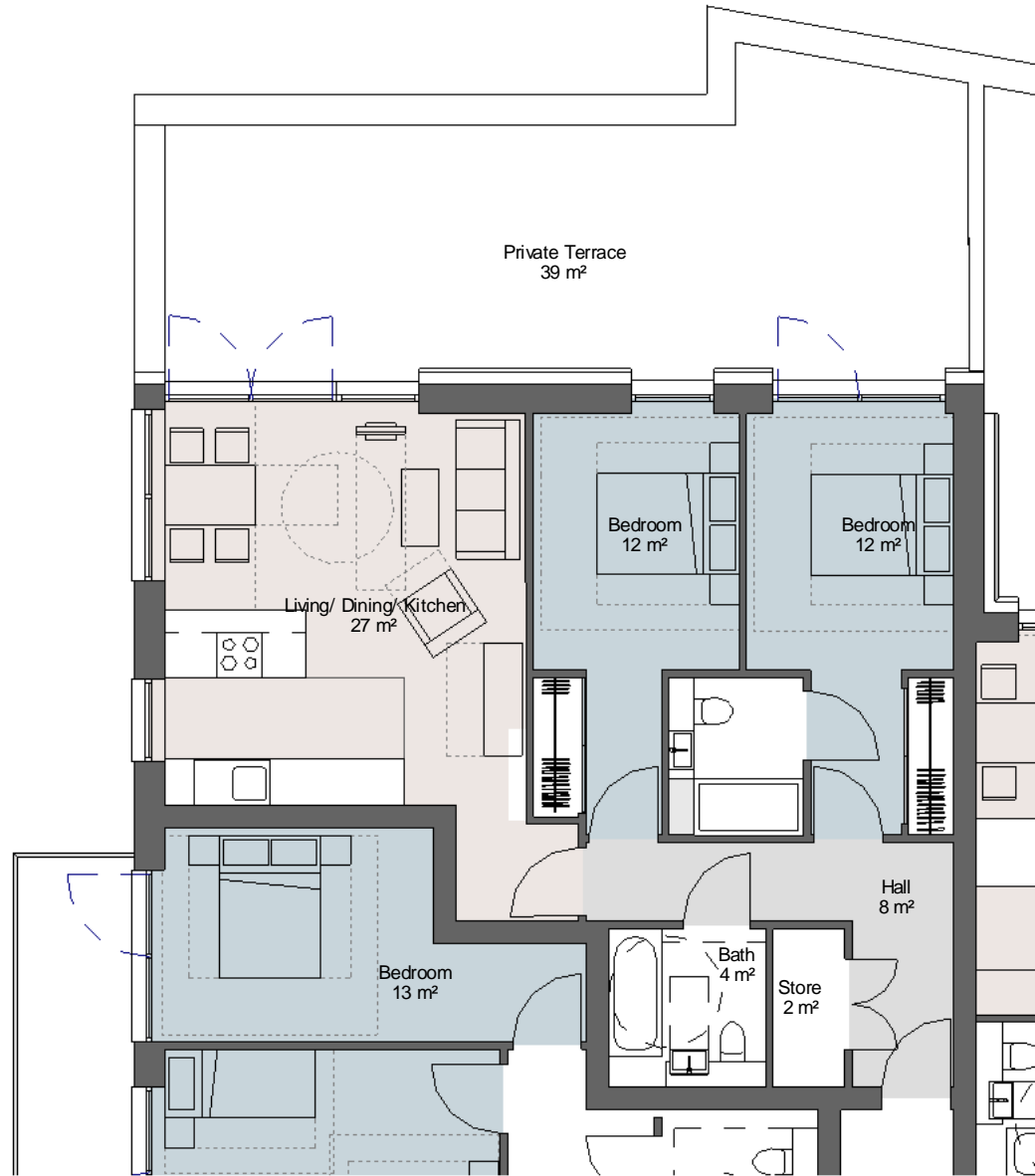
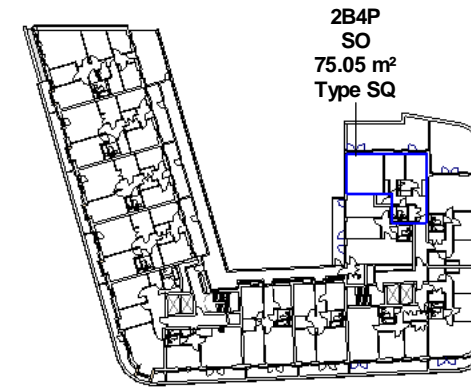
SC	1B2P WC	1
1		1
		18

NOTES

- Do not scale from this drawing, except for planning purposes.
- Check all dimensions on site.
- Subject to survey.
- Subject to site inspection.
- Site boundary lines are indicative only.

Rev	Date	By	Description
P	29.11.16	AB	Wheelchair units scheduled
O	05.08.16	AFG	Mix updated to meet 50% affordable/private split
N	02.08.16	AB	Revisions following planners comments.
M	09.05.16	AB	Change to layouts to improve daylighting, and reflecting planners comments.
L	08/03/2016	AB	Units lost from 5th floor of private block. Adjustments to tenure of remaining

FIFTH FLOOR FLOOR KEY PLAN



1 Shared Ownership - Type SQ - 2B4P
 1 : 100
 GIA - 75m²

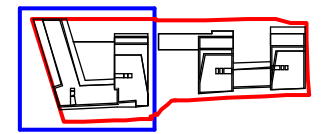
NOTES

- Do not scale from this drawing, except for planning purposes.
- Check all dimensions on site.
- Subject to survey.
- Subject to site inspection.
- Site boundary lines are indicative only.

Rev	Date	By	Description
A	08.06.16	AB	Planning resubmission
-	20.05.16	JV	Flat layout amendments

Revision Schedule

key plan



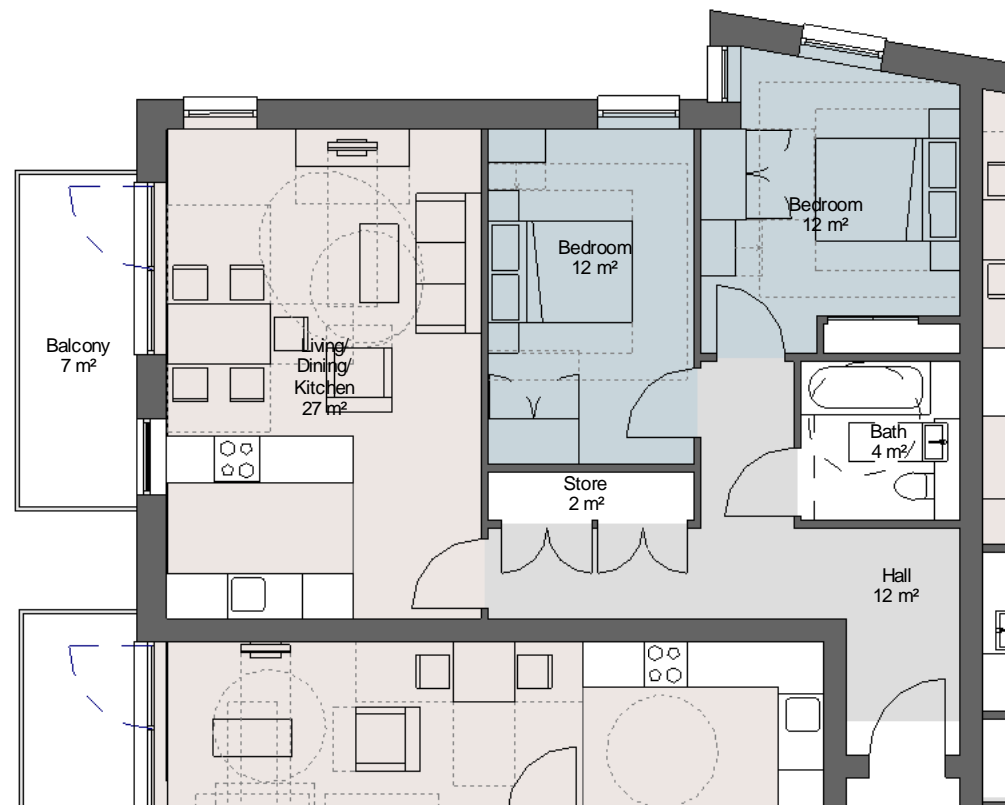
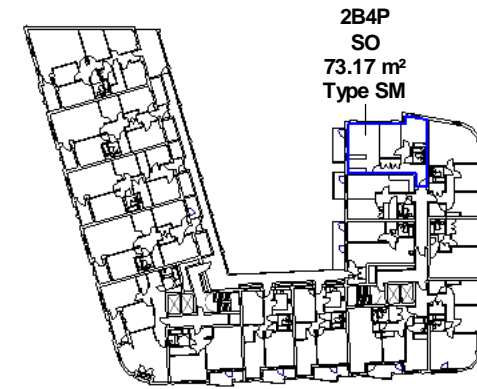
project
 156 WEST END LANE
 WEST HAMPSTEAD

title
 SHARED OWNERSHIP FLAT
 LAYOUTS

drawing status PLANNING		
contract no.	scale As indicated @ A3	
client ref. A2 DOMINION	date 05/19/16	
drawn by Author	checked by Checker	
project no. 13119	drawing number SK(GE)P094	revision PA



FOURTH FLOOR FLOOR KEY PLAN



1 Shared Ownership - Type SM - 2B4P
1 : 100

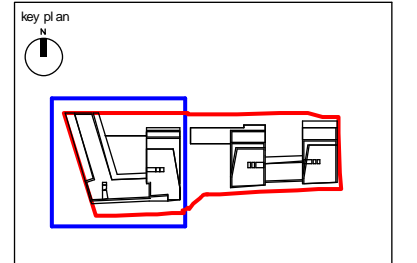
GIA - 73m²

NOTES

- Do not scale from this drawing, except for planning purposes.
- Check all dimensions on site.
- Subject to survey.
- Subject to site inspection.
- Site boundary lines are indicative only.

Rev	Date	By	Description
A	08.06.16	AB	Planning resubmission
-	20.05.16	JV	Flat layout amendments

Revision Schedule



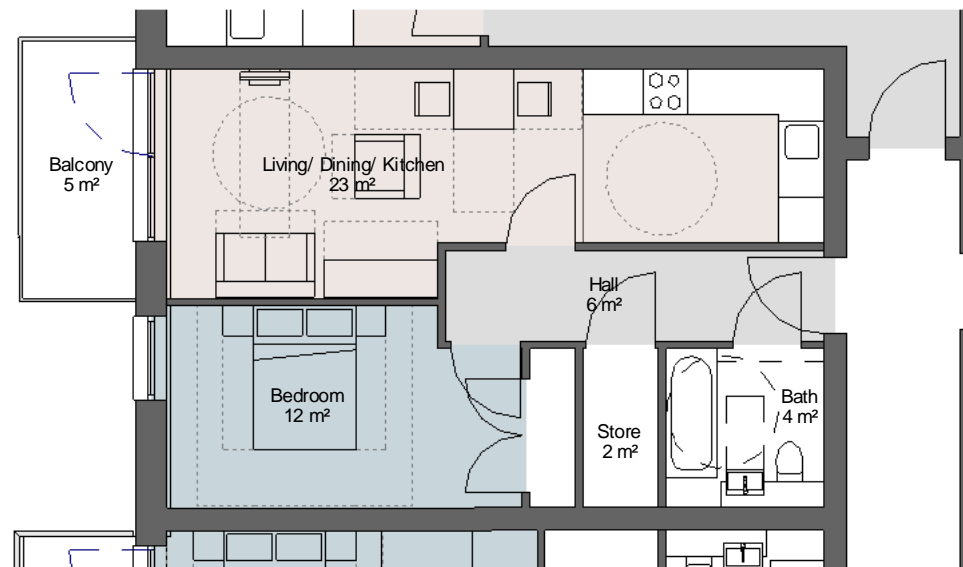
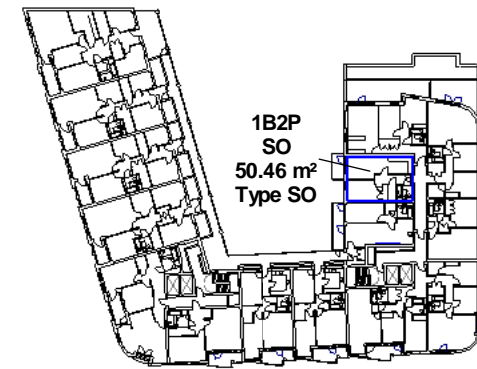
project
156 WEST END LANE
WEST HAMPSTEAD

title
SHARED OWNERSHIP FLAT
LAYOUTS

drawing status PLANNING		
contract no.	scale As indicated @ A3	
client ref. A2 DOMINION	date 05/19/16	
drawn by Author	checked by Checker	
project no. 13119	drawing number SK(GE)P095	revision PA



THIRD FLOOR FLOOR KEY PLAN



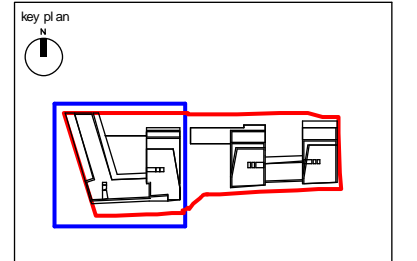
1 Shared Ownership - Type SO - 1B2P
 1 : 100
 GIA - 50m²

NOTES

- Do not scale from this drawing, except for planning purposes.
- Check all dimensions on site.
- Subject to survey.
- Subject to site inspection.
- Site boundary lines are indicative only.

Rev	Date	By	Description
A	08.06.16	AB	Planning resubmission
-	20.05.16	JV	Flat layout amendments

Revision Schedule



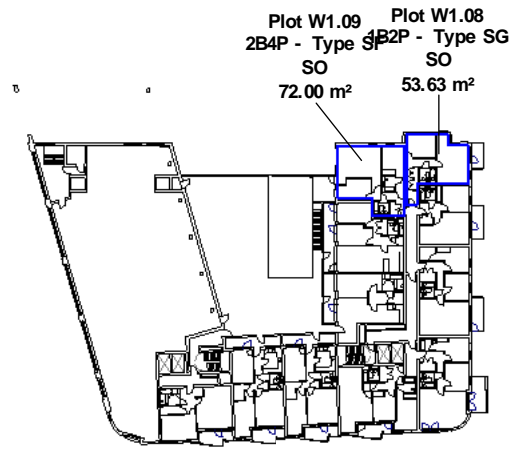
project
 156 WEST END LANE
 WEST HAMPSTEAD

title
 SHARED OWNER SHIP FLAT
 LAYOUTS

drawing status PLANNING		
contract no.	scale As indicated @ A3	
client ref. A2 DOMINION	date 05/19/16	
drawn by Author	checked by Checker	
project no. 13119	drawing number SK(GE)P096	revision PA



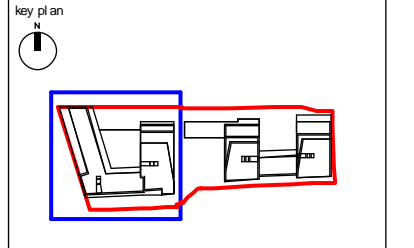
FIRST FLOOR KEY PLAN



NOTES
 - Do not scale from this drawing, except for planning purposes.
 - Check all dimensions on site.
 - Subject to survey.
 - Subject to site inspection.
 - Site boundary lines are indicative only.

Rev	Date	By	Description
A	08.06.16	AB	Planning resubmission
-	20.05.16	JV	Flat layout amendments

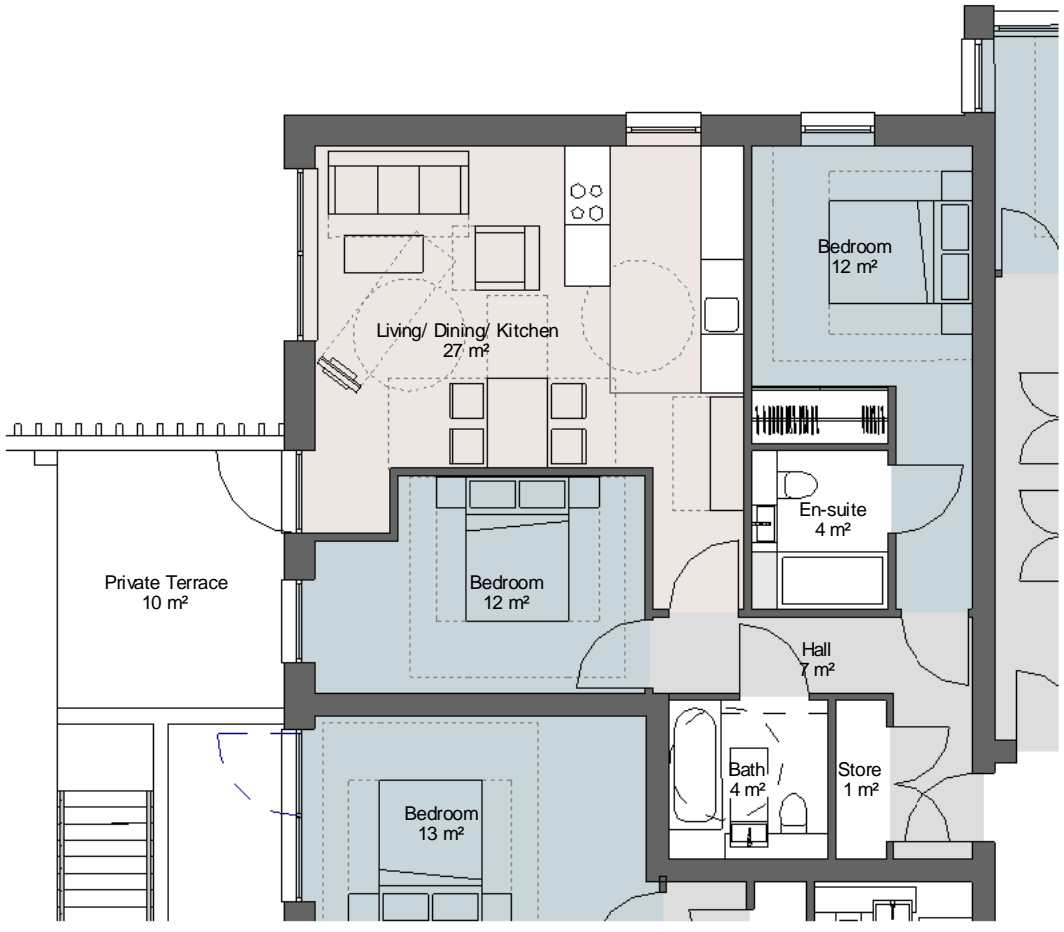
Revision Schedule



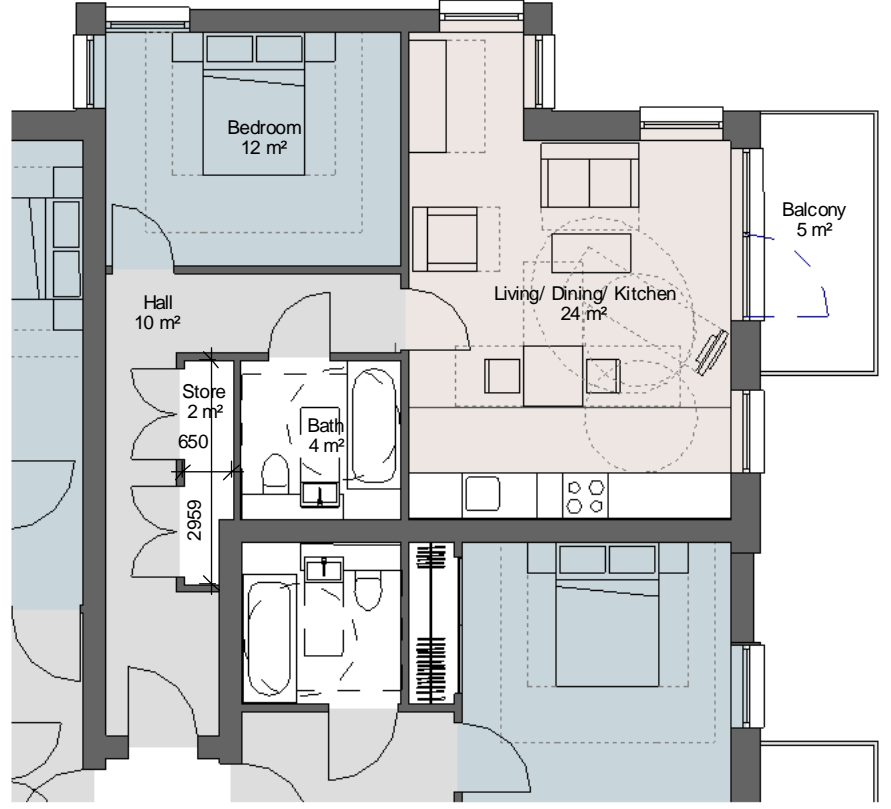
project
 156 WEST END LANE
 WEST HAMPSTEAD

title
 SHARED OWNERSHIP FLAT
 LAYOUTS

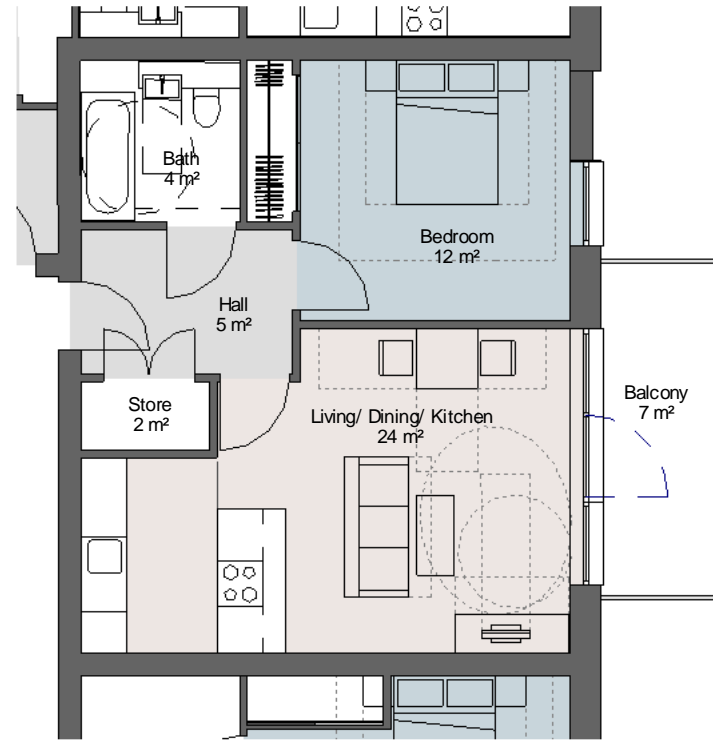
drawing status PLANNING		scale As indicated @ A3
contract no.	date 05/19/16	checked by Checker
client ref. A2 DOMINION	drawn by Author	revision PA
project no. 13119	drawing number SK(GE)P097	



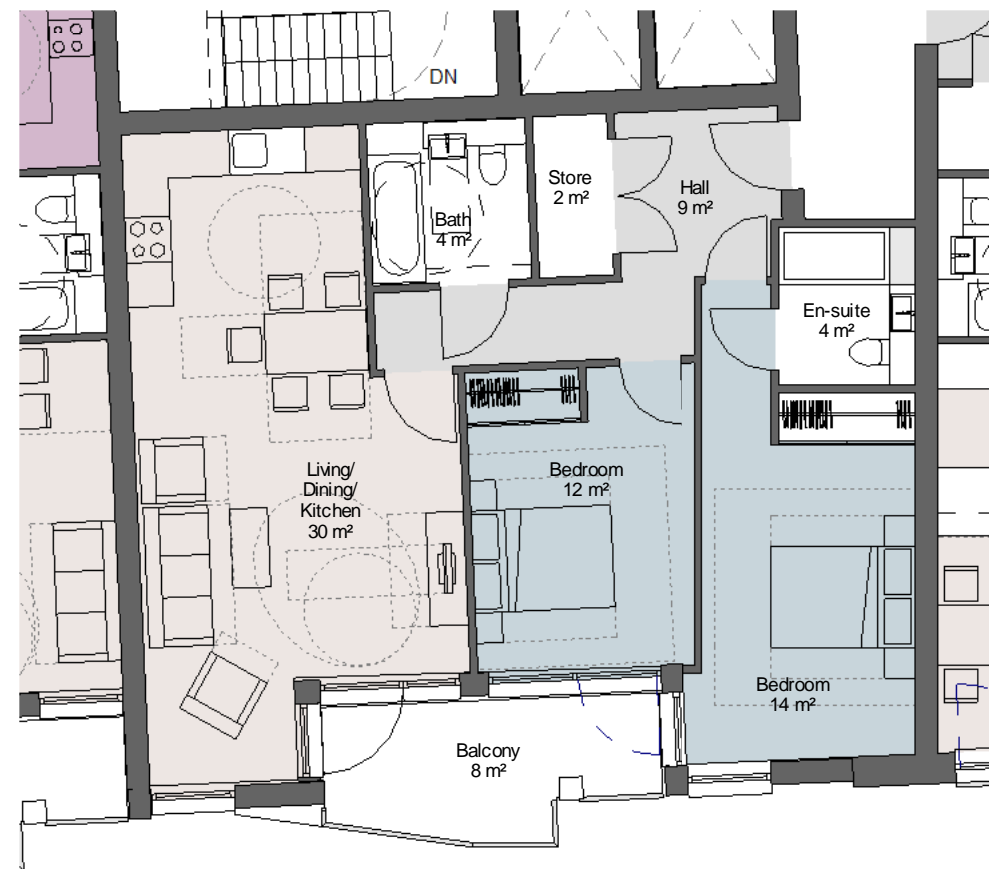
1 Shared Ownership - Type SF - 2B4P
 1 : 100
 GIA - 72m²



2 Shared Ownership - Type SG - 1B2P
 1 : 100
 GIA - 54m²

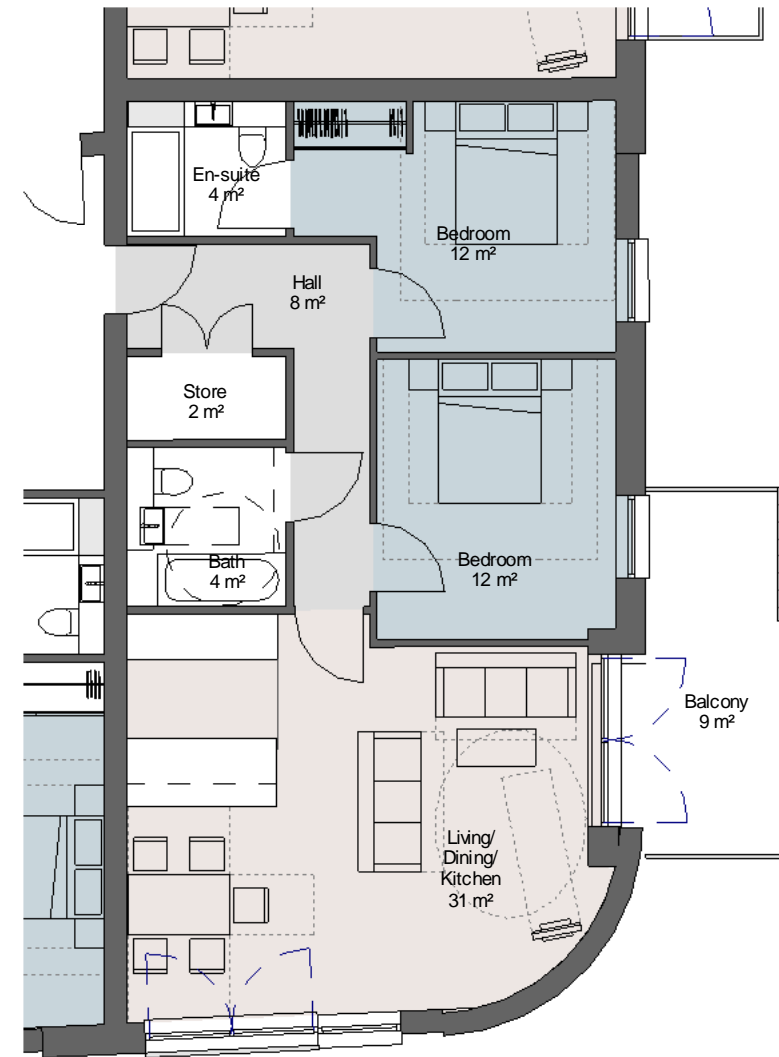
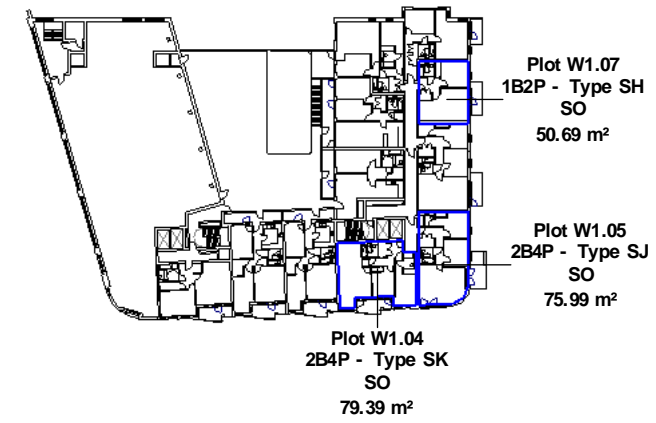


1 Shared Ownership - Type SH - 1B2P
 1 : 100
 GIA - 51m²



2 Shared Ownership - Type SK - 2B4P
 1 : 100
 GIA - 79m²

FIRST FLOOR KEY PLAN

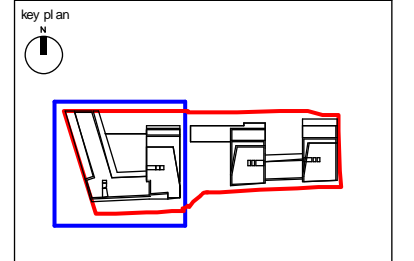


3 Shared Ownership - Type SJ - 2B4P
 1 : 100
 GIA - 76m²

NOTES
 -Do not scale from this drawing, except for planning purposes.
 -Check all dimensions on site.
 -Subject to survey.
 -Subject to site inspection.
 -Site boundary lines are indicative only.

Rev	Date	By	Description
A	08.06.16	AB	Planning resubmission
-	20.05.16	JV	Flat layout amendments

Revision Schedule			
-------------------	--	--	--



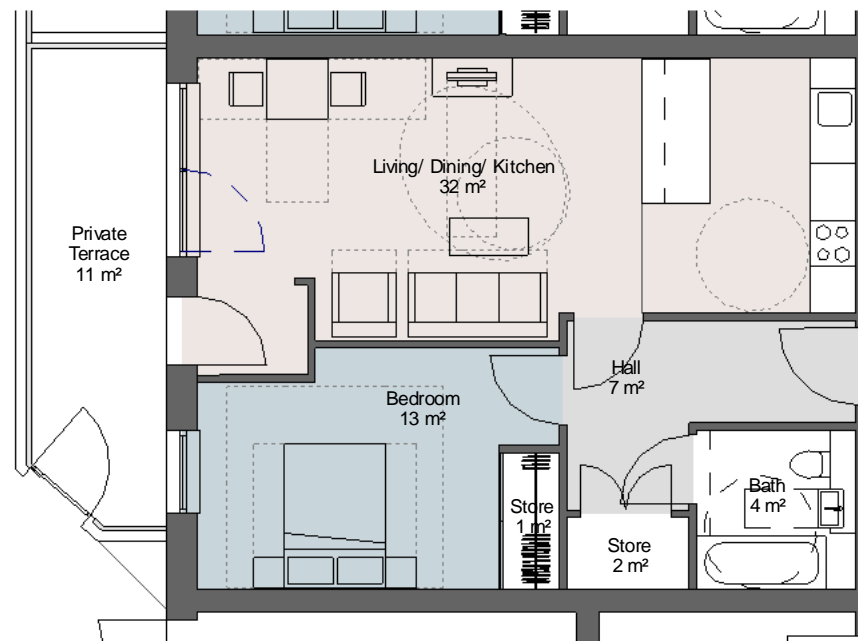
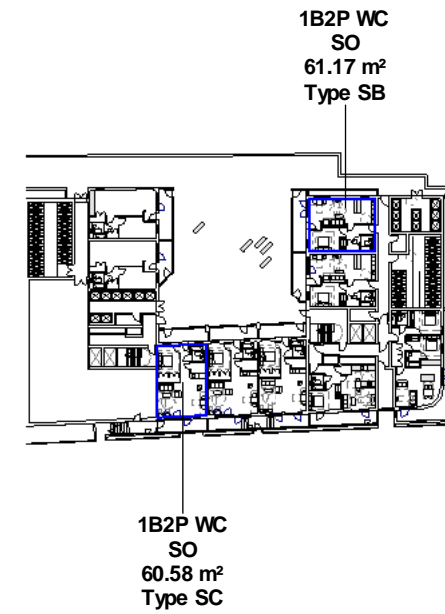
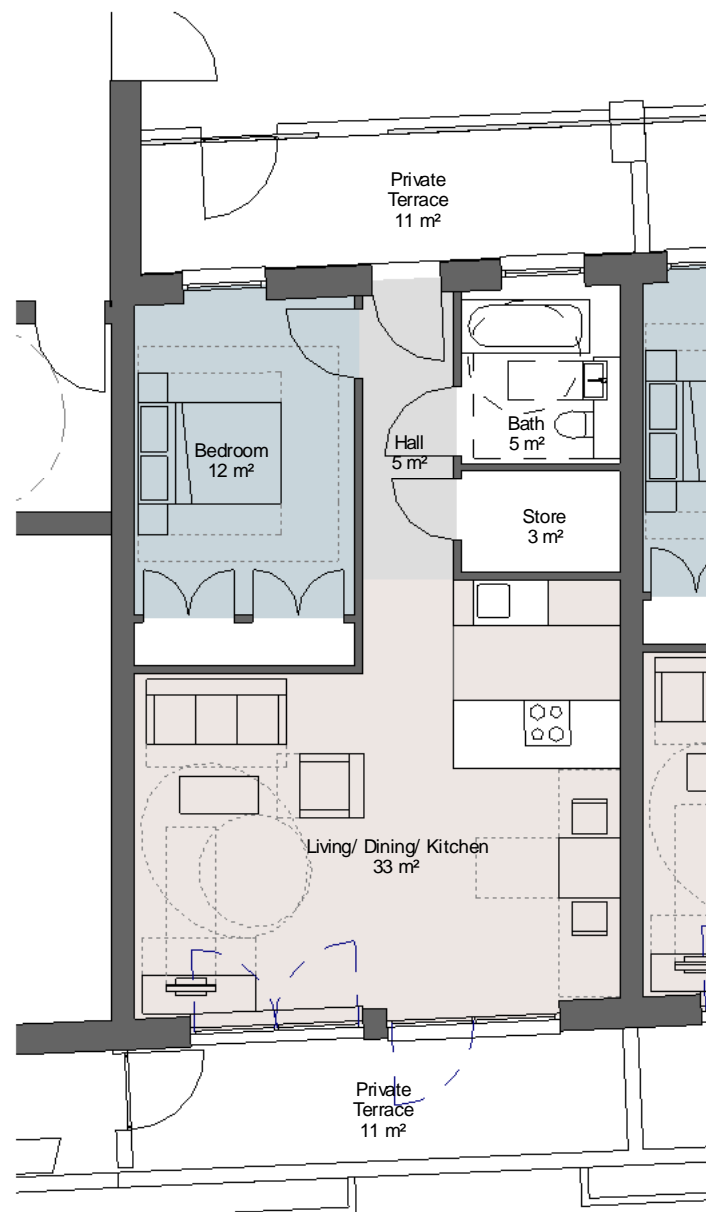
project
 156 WEST END LANE
 WEST HAMPSTEAD

title
 SHARED OWNERSHIP FLAT
 LAYOUTS

drawing status PLANNING		scale As indicated @ A3
contract no.	date 05/19/16	checked by Checker
drawn by Author	drawn by Author	checked by Checker
project no. 13119	drawing number SK(GE)P098	revision PA



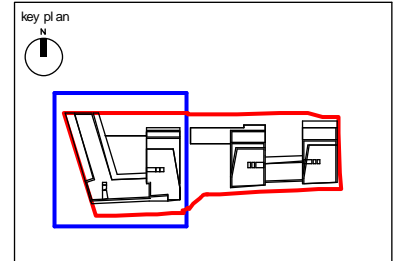
LOWER GROUND FLOOR KEY PLAN



NOTES
 -Do not scale from this drawing, except for planning purposes.
 -Check all dimensions on site.
 -Subject to survey.
 -Subject to site inspection.
 -Site boundary lines are indicative only.

Rev	Date	By	Description
A	08.06.16	AB	Planning resubmission
-	20.05.16	JV	Flat layout amendments

Revision Schedule



project
 156 WEST END LANE
 WEST HAMPSTEAD

title
 SHARED OWNERSHIP FLAT
 LAYOUTS

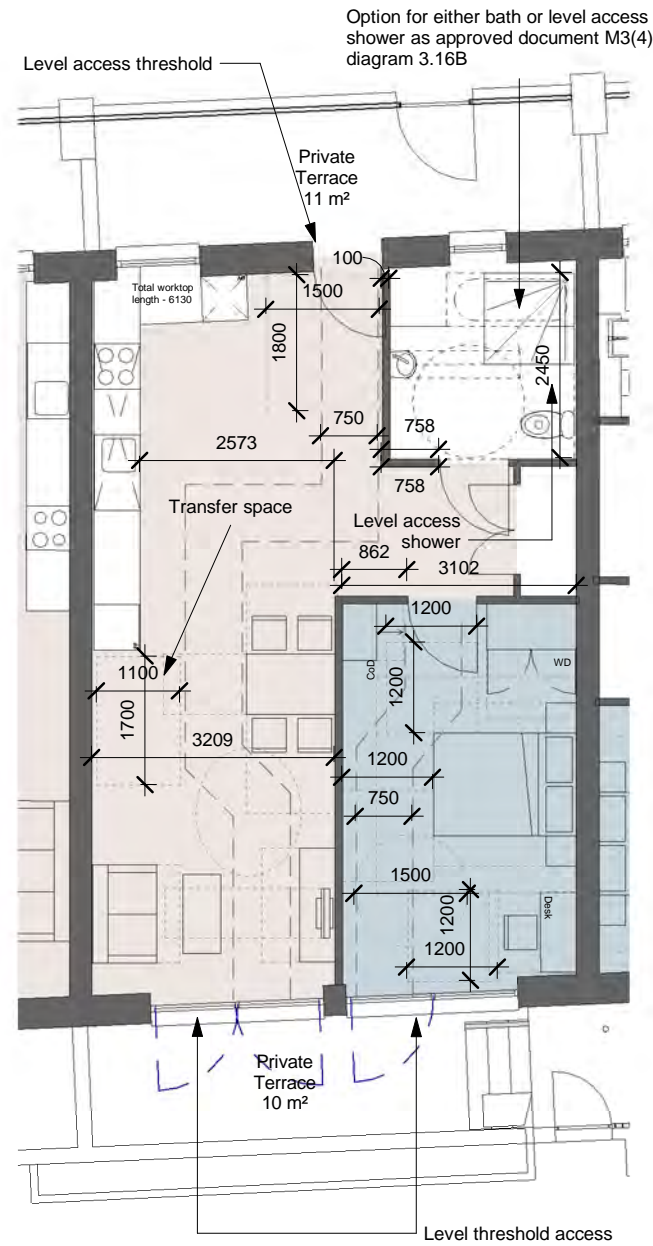
drawing status PLANNING		
contract no.	scale As indicated @ A3	
client ref. A2 DOMINION	date 05/19/16	
drawn by Author	checked by Checker	
project no. 13119	drawing number SK(GE)P099	revision PA

1 Shared Ownership - Type SC - 1B2P
 1 : 100
 GIA - 61m²
 M4(2) - wheelchair adaptable and accessible dwelling (shown not adapted)

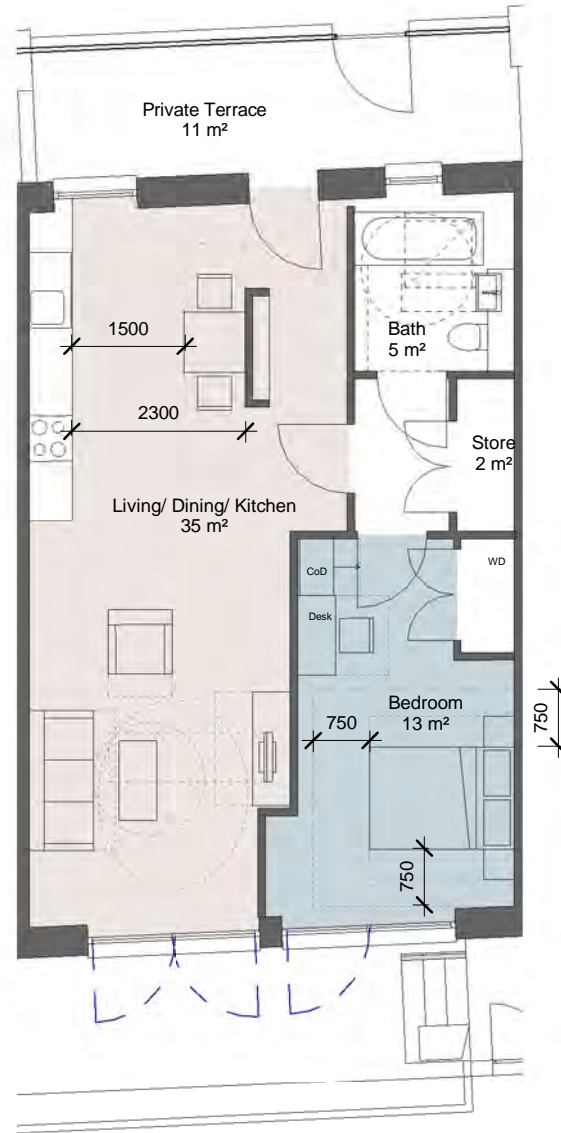
2 Shared Ownership - Type SB - 1B2P WC
 1 : 100
 GIA - 61m²

LOWER GROUND FLOOR KEY PLAN

NOTES
 -Do not scale from this drawing, except for planning purposes.
 -Check all dimensions on site.
 -Subject to survey.
 -Subject to site inspection.
 -Site boundary lines are indicative only.

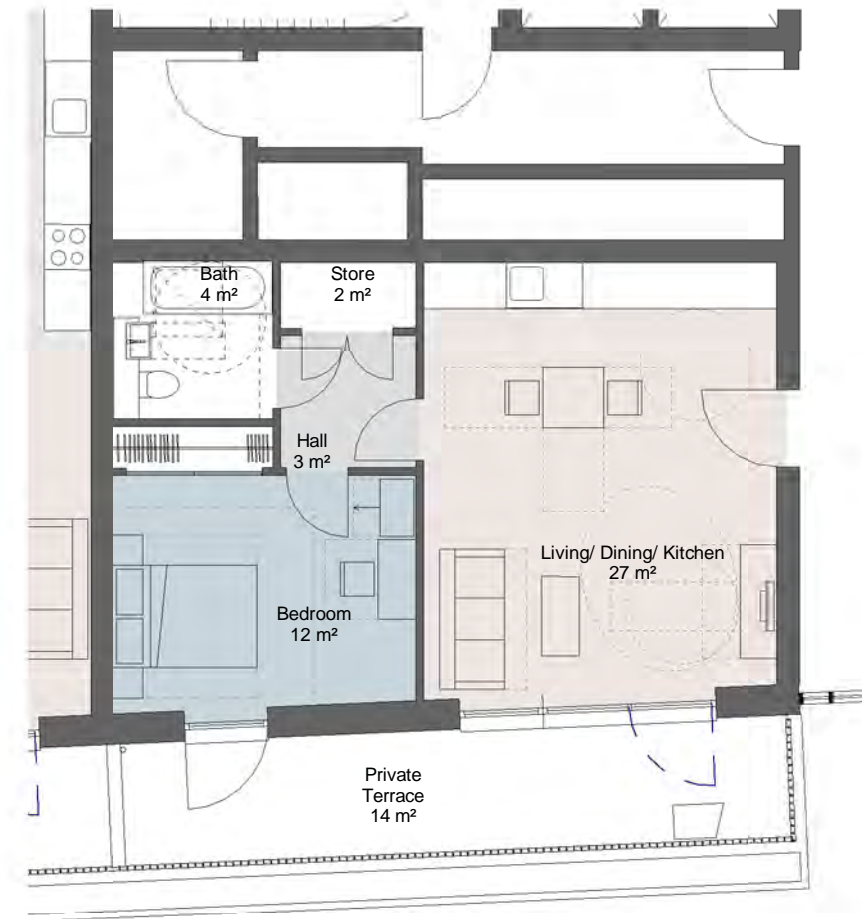


Private Terrace
11 m²



1B2P WC
PS
60.38 m²
Type PE

1B2P
SO
50.76 m²
Type SD



1 Private - Type PE - 1B2P - M4(3) W/C Flat shown adapted
1 : 100

GIA - 61m²
Wheelchair adaptable and accessible dwelling **Shown adapted**

Note: this unit type is identical to unit type SC adjacent (as fully adapted)

3 Private - Type PE - 1B2P - M4(3) W/C Adaptable
1 : 100

GIA - 61m²
Wheelchair adaptable and accessible dwelling **Shown not adapted**

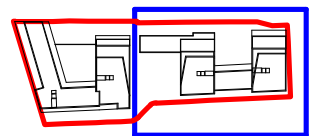
Note: this unit type is identical to unit type SC adjacent

2 Shared Ownership - Type SD - 1B2P
1 : 100

Rev	Date	By	Description
I	15.12.16	AB	Detail added to wheelchair kitchens
H	29.11.16	AB	Revisions following planners comments
G	18.11.16	AFG	Amendments and notes added in relation to ADM1
F	02.08.16	AB	Revisions following planners comments.
E	08.06.16	AB	Planning resubmission
D	25.05.16	AB	Changes to layout following client comment
C	17.05.16	AB	Changes to layout following client comment.
B	20.04.16	JV	Flat layout amendments
A	25/01/16	AB	Revisions following client comment
-	26/08/15	AB	First Issue

Revision Schedule

key plan
N

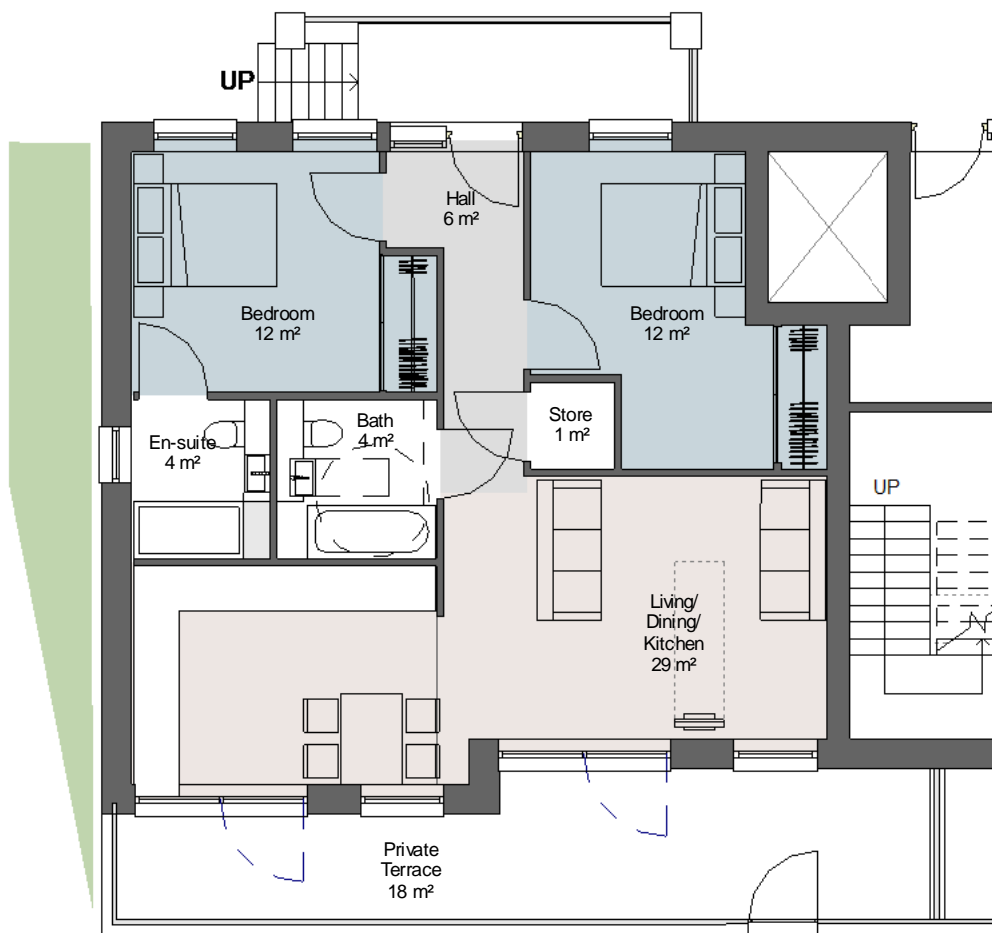


project
156 WEST END LANE
WEST HAMPSTEAD

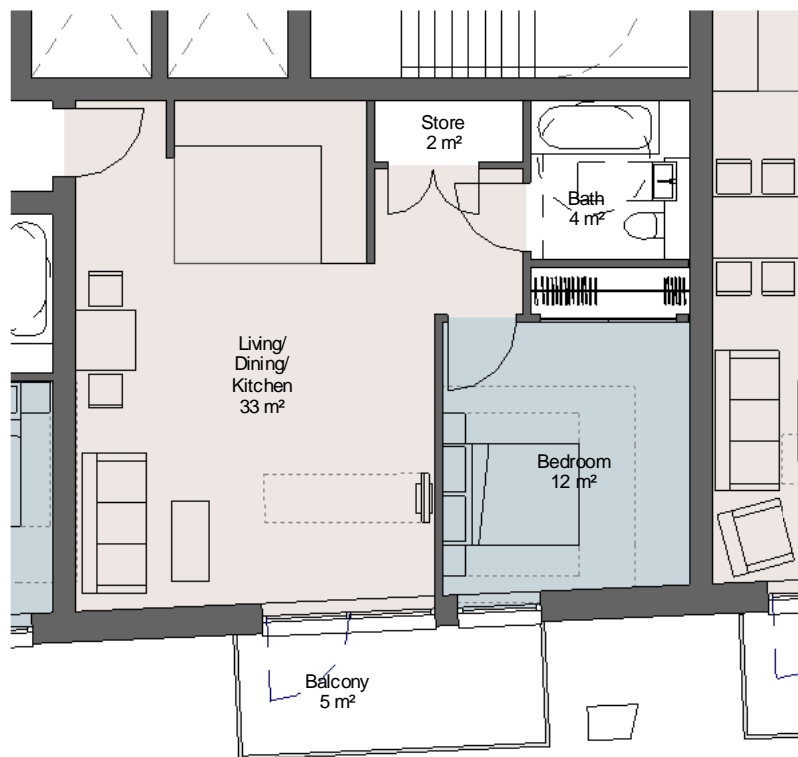
title
SHARED OWNERSHIP FLAT
LAYOUTS

drawing status PLANNING		
contract no.	scale As indicated @ A3	
client ref. A2 DOMINION	date 20/04/16	
drawn by Author	checked by Checker	
project no. 13119	drawing number SK(GE)P100	revision PI



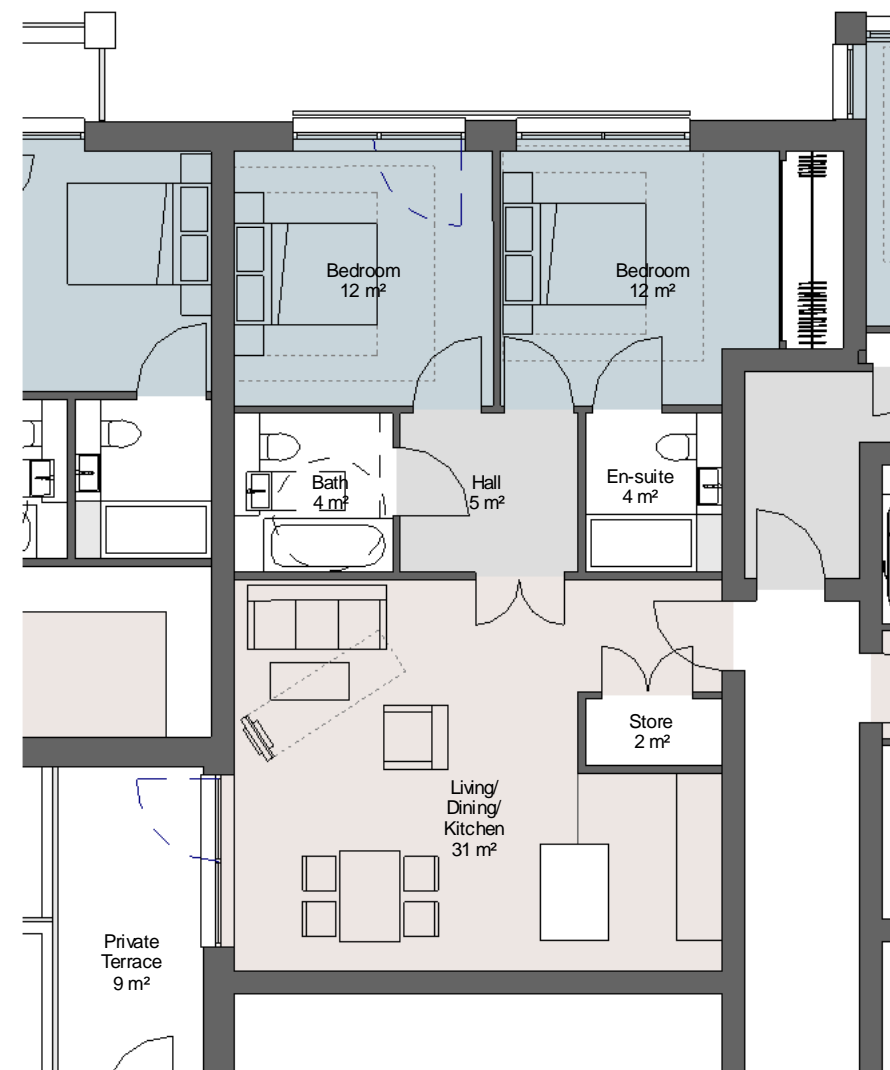
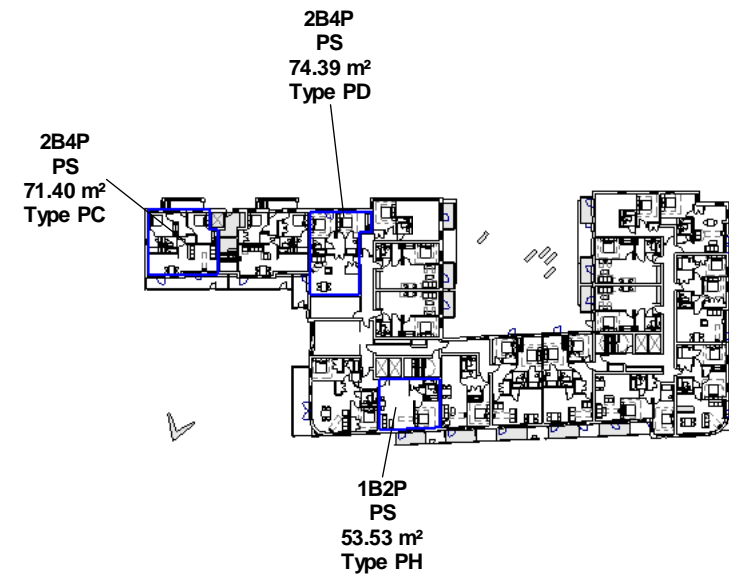


1 Private - Type PC - 2B4P
1 : 100
GIA - 71m²



2 Private - Type PH - 1B2P
1 : 100
GIA - 51m²

GROUND FLOOR KEY PLAN

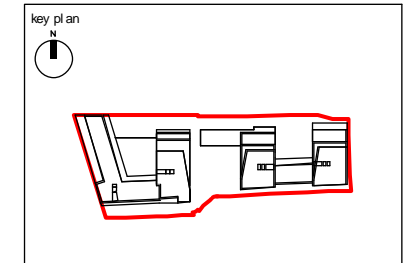


3 Private - Type PD - 2B4P
1 : 100
GIA - 74m²

NOTES
-Do not scale from this drawing, except for planning purposes.
-Check all dimensions on site.
-Subject to survey.
-Subject to site inspection.
-Site boundary lines are indicative only.

Rev	Date	By	Description
E	08.06.16	AB	Planning resubmission
D	25.05.16	AB	Changes to layout following client comment
C	17.05.16	AB	Changes to layout following client comment.
B	20.04.16	JV	Flat layout amendments
A	25/01/16	AB	Revisions following client comment
-	26/08/15	AB	First Issue

Revision Schedule



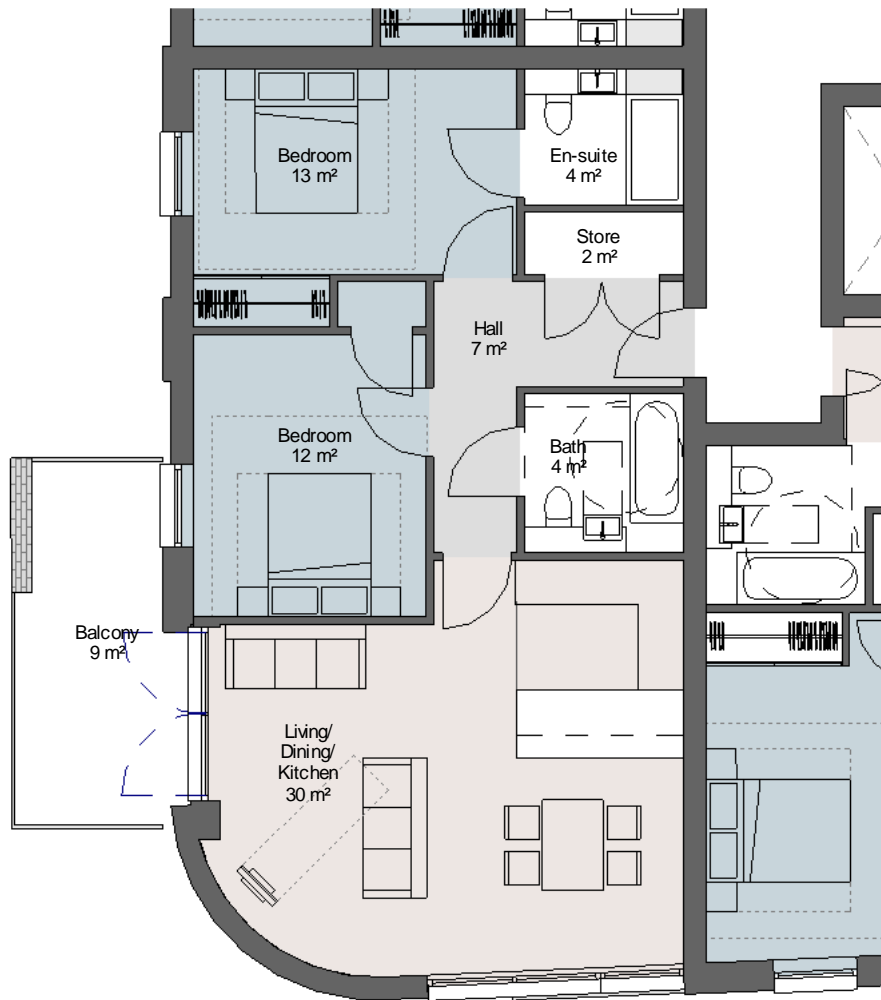
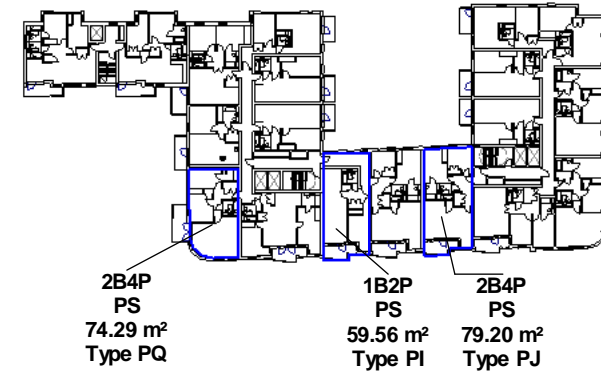
project
156 WEST END LANE
WEST HAMPSTEAD

title
FLAT LAYOUTS

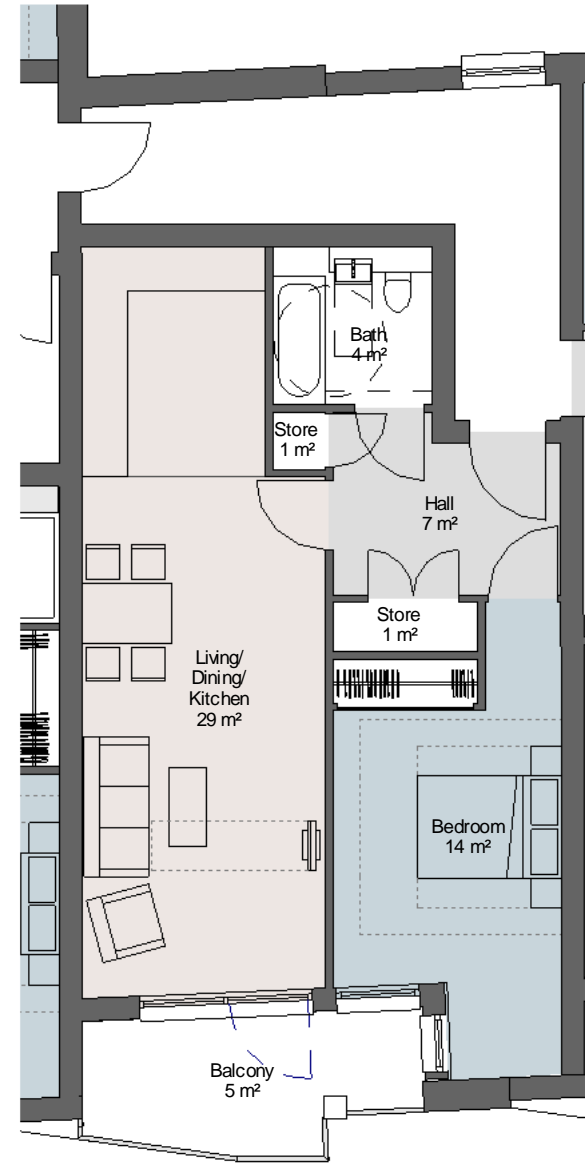
drawing status PLANNING	
contract no.	scale As indicated @ A3
client ref. A2 DOMINION	date 20.04.16
drawn by Author	checked by Checker
project no. 13119	drawing number SK(GE)P101
	revision PE



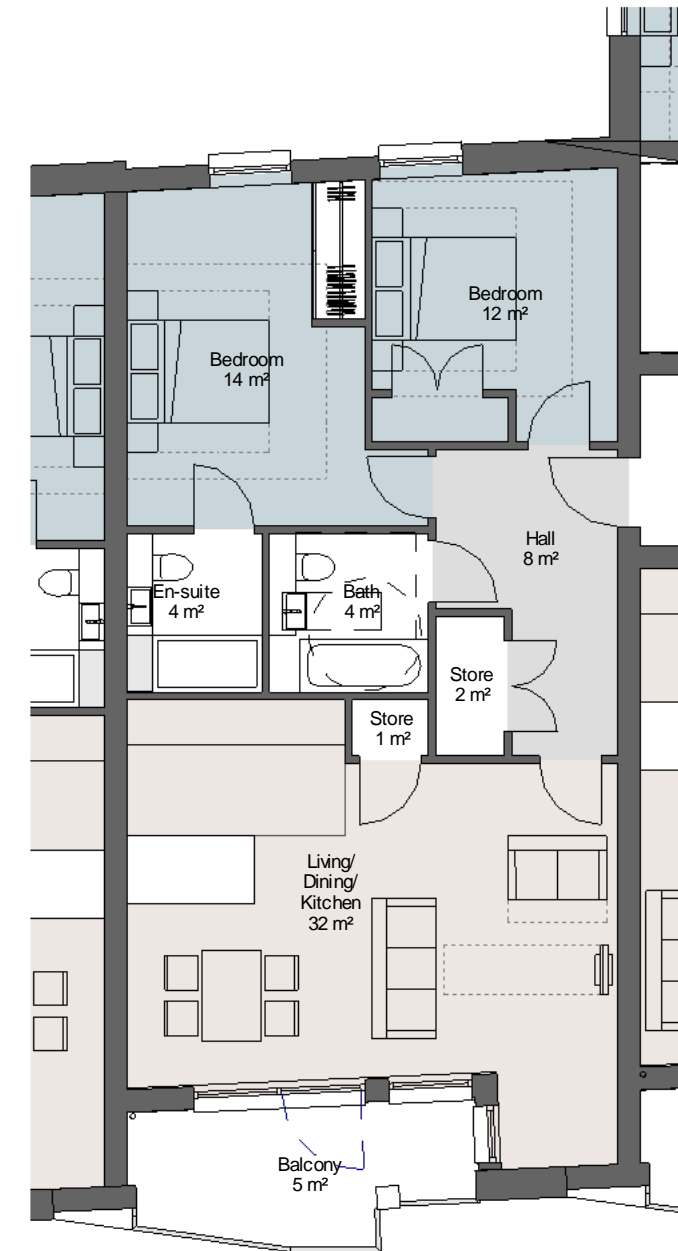
FIRST FLOOR KEY PLAN



1 Private - Type PQ - 2B4P
1 : 100
GIA - 74m²



2 Private - Type PI - 1B2P
1 : 100
GIA - 60m²

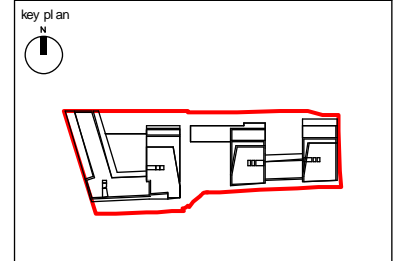


3 Private - Type PJ - 2B4P
1 : 100
GIA - 79m²

NOTES
 -Do not scale from this drawing, except for planning purposes.
 -Check all dimensions on site.
 -Subject to survey.
 -Subject to site inspection.
 -Site boundary lines are indicative only.

Rev	Date	By	Description
E	08.06.16	AB	Planning resubmission
D	25.05.16	AB	Changes to layout following client comment
C	17.05.16	AB	Changes to layout following client comment.
B	20.04.16	JV	Flat layout amendments
A	25/01/16	AB	Revisions following client comment
-	26/08/15	AB	First Issue

Revision Schedule

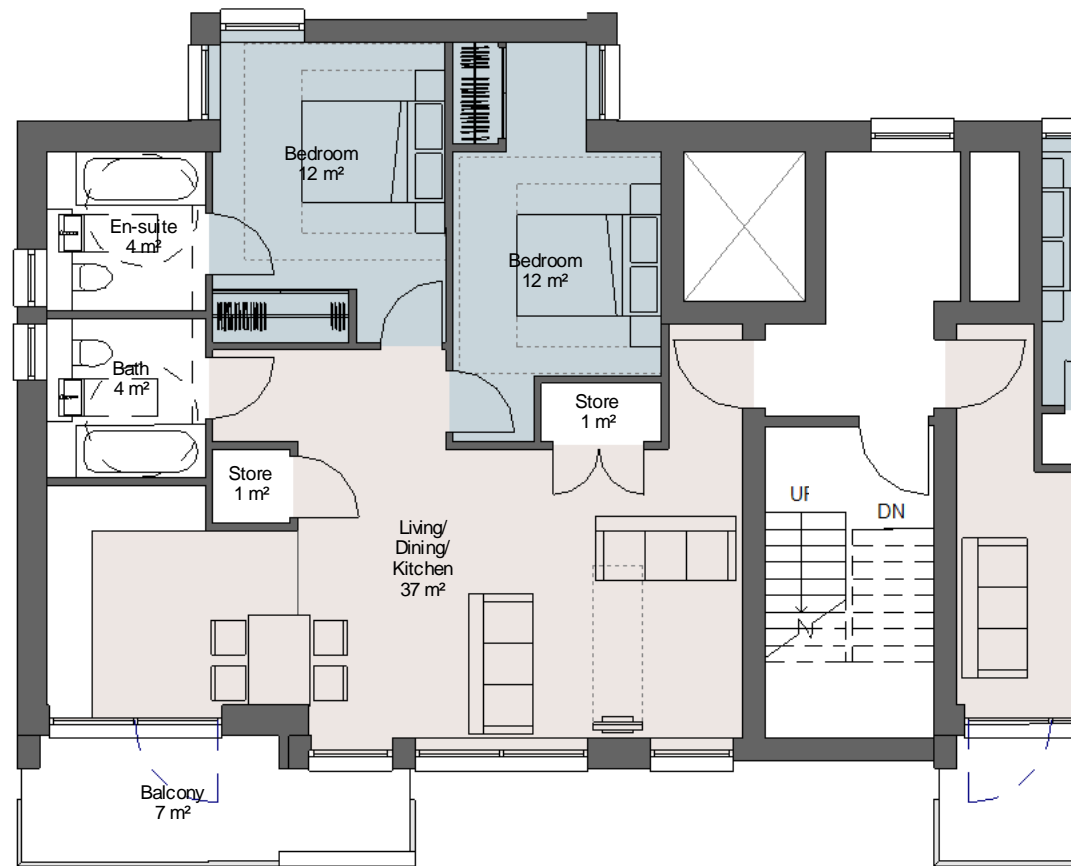


project
156 WEST END LANE
WEST HAMPSTEAD

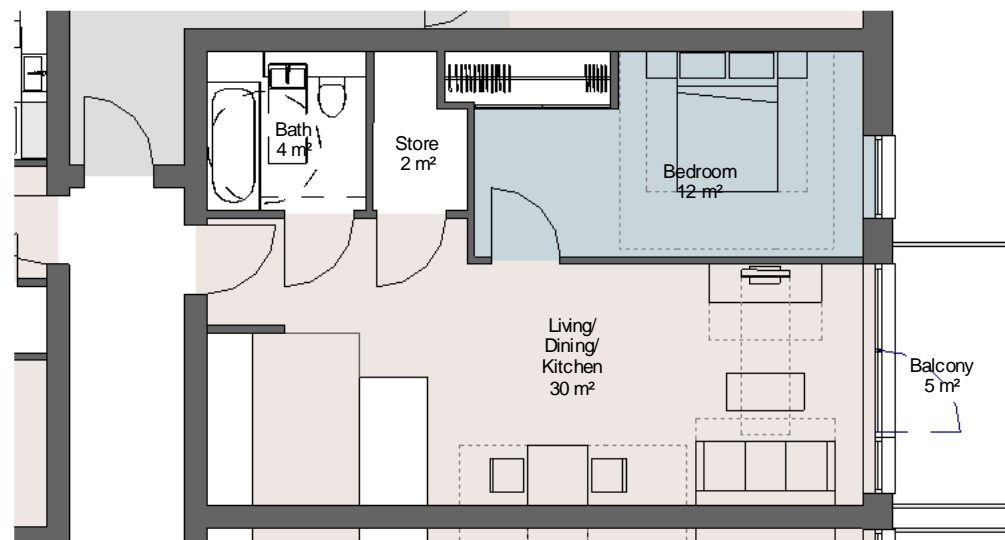
title
FLAT LAYOUTS

drawing status PLANNING	
contract no.	scale As indicated @ A3
client ref. A2 DOMINION	date 20/04/16
drawn by Author	checked by Checker
project no. 13119	drawing number SK(GE)P102
	revision PE



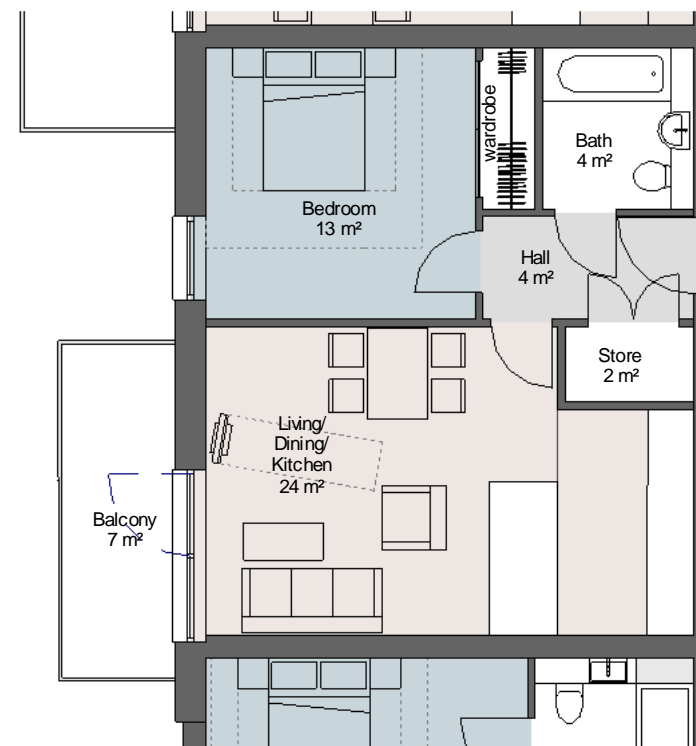
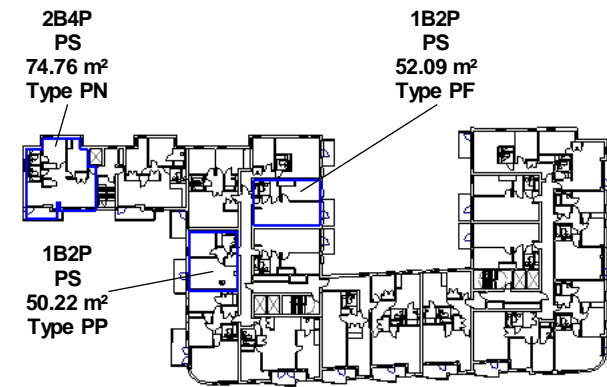


1 Private - Type PN - 2B4P
1 : 100
GIA - 75m²



2 Private - Type PF - 1B2P
1 : 100
GIA - 52m²

FIRST FLOOR KEY PLAN

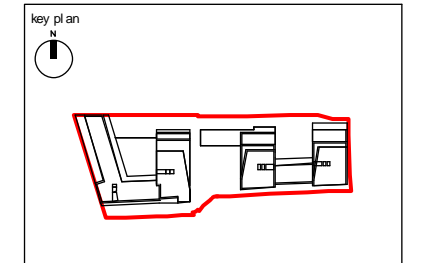


3 Private - Type PP - 1B2P
1 : 100
GIA - 50m²

NOTES
- Do not scale from this drawing, except for planning purposes.
- Check all dimensions on site.
- Subject to survey.
- Subject to site inspection.
- Site boundary lines are indicative only.

Rev	Date	By	Description
E	08.06.16	AB	Planning resubmission
D	25.05.16	AB	Changes to layout following client comment
C	17.05.16	AB	Changes to layout following client comment.
B	20.04.16	JV	Flat layout amendments
A	25/01/16	AB	Revisions following client comment
-	26/08/15	AB	First Issue

Revision Schedule



project
156 WEST END LANE
WEST HAMPSTEAD

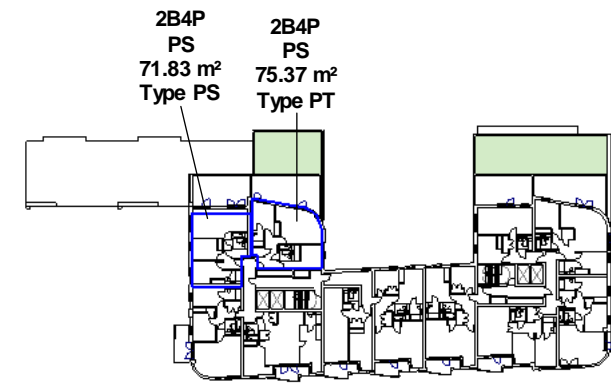
title
FLAT LAYOUTS

drawing status PLANNING	
contract no.	scale As indicated @ A3
client ref. A2 DOMINION	date 20/04/16
drawn by Author	checked by Checker
project no. 13119	drawing number SK(GE)P103
	revision PE



Child Graddon Lewis
architects & designers
Studio1
156 Commercial Street
Spitalfields
London E1 6BJ
T: +44 (0) 20 7539 1200
F: +44 (0) 20 7539 1201
E: hg@cgluk.com
www.cgluk.com

THIRD FLOOR KEY PLAN



1 Private - Type PS - 2B4P
1 : 100
GIA - 72m²

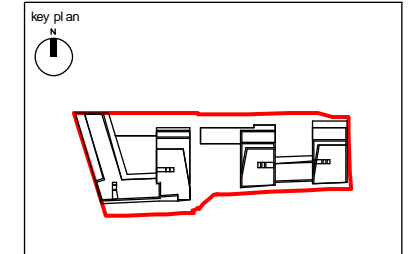
2 Private - Type PT - 2B4P @ Terrace
1 : 100
GIA - 75m²

NOTES

- Do not scale from this drawing, except for planning purposes.
- Check all dimensions on site.
- Subject to survey.
- Subject to site inspection.
- Site boundary lines are indicative only.

Rev	Date	By	Description
E	08.06.16	AB	Planning resubmission
D	25.05.16	AB	Changes to layout following client comment
C	17.05.16	AB	Changes to layout following client comment.
B	20.04.16	JV	Flat layout amendments
A	25/01/16	AB	Revisions following client comment
-	26/08/15	AB	First Issue

Revision Schedule



project
156 WEST END LANE
WEST HAMPSTEAD

title
FLAT LAYOUTS

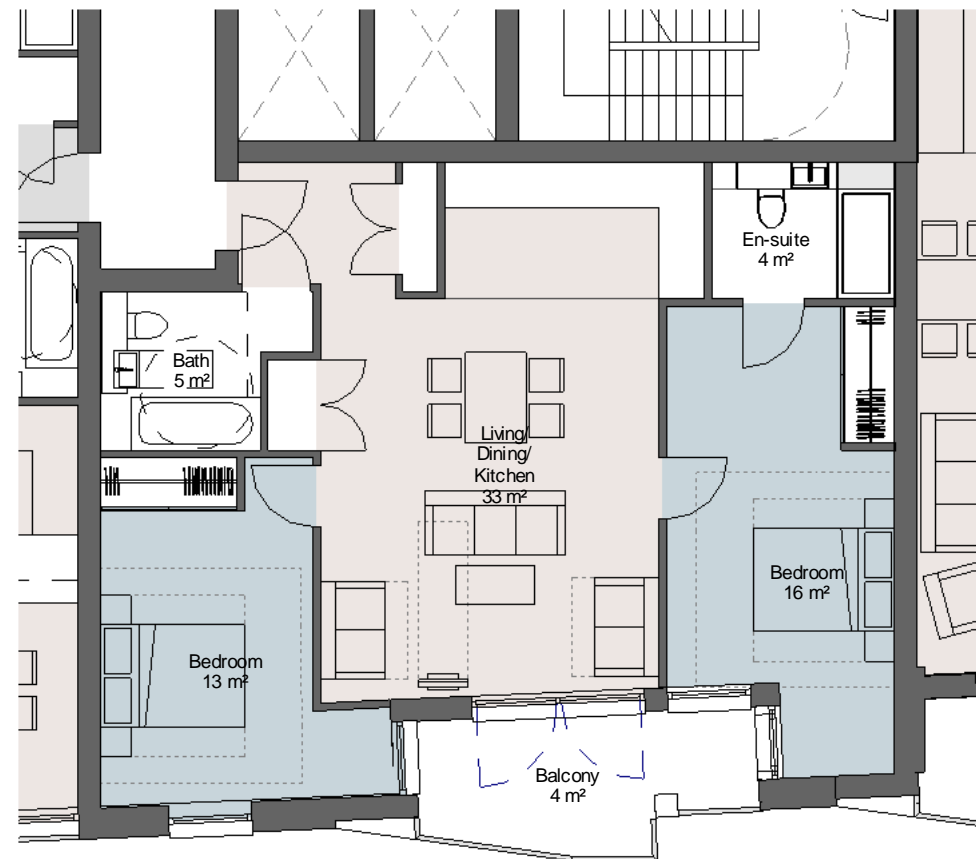
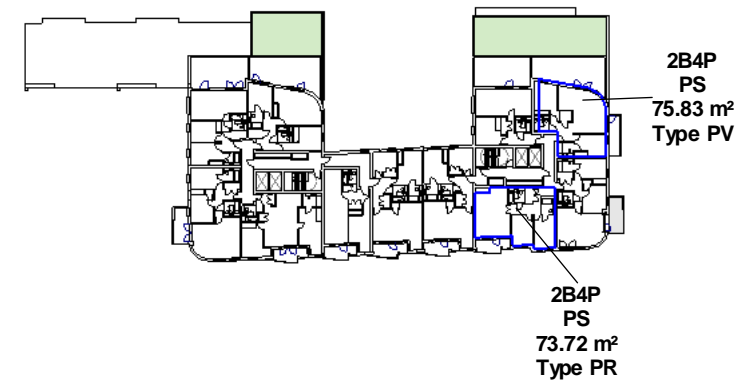
drawing status PLANNING		
contract no.	scale	As indicated @ A3
client ref. A2 DOMINION	date	20/04/16
drawn by Author	checked by	Checker
project no. 13119	drawing number SK(GE)P104	revision PE

Child Graddon Lewis
architects & designers

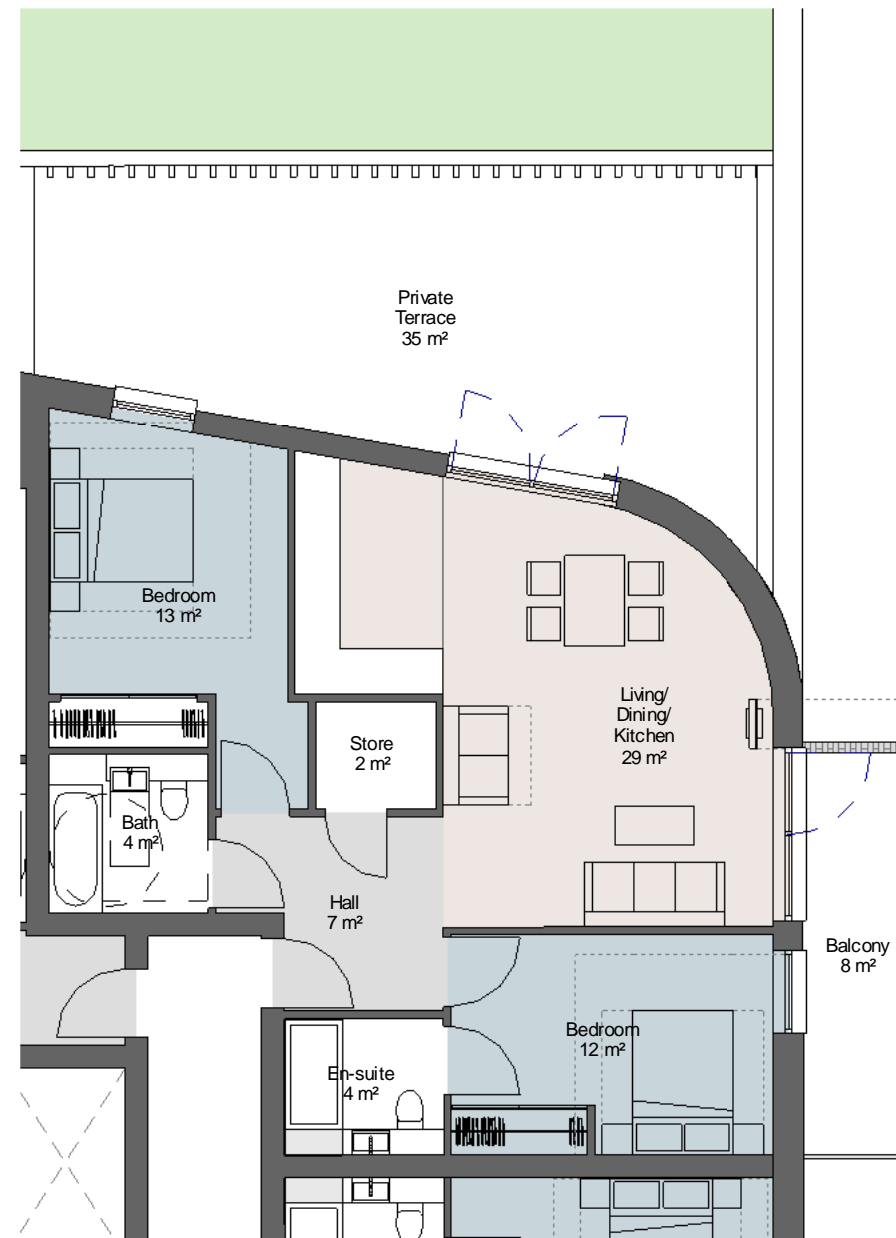
Studio1
155 Commercial Street
Spitalfields
London E1 6BJ

T: +44 (0) 20 7539 1200
F: +44 (0) 20 7539 1201
E: hq@cgluk.com
www.cgluk.com

THIRD FLOOR KEY PLAN



1 Private - Type PR - 2B4P
1 : 100
GIA - 74m²

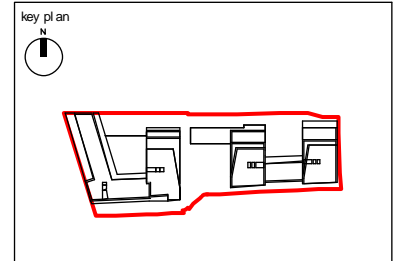


2 Private - Type PV - 2B4P
1 : 100
GIA - 76m²

NOTES
 -Do not scale from this drawing, except for planning purposes.
 -Check all dimensions on site.
 -Subject to survey.
 -Subject to site inspection.
 -Site boundary lines are indicative only.

Rev	Date	By	Description
E	08.06.16	AB	Planning resubmission
D	25.05.16	AB	Changes to layout following client comment
C	17.05.16	AB	Changes to layout following client comment.
B	20.04.16	JV	Flat layout amendments
A	25/01/16	AB	Revisions following client comment
-	26/08/15	AB	First Issue

Revision Schedule



project
156 WEST END LANE
WEST HAMPSTEAD

title
FLAT LAYOUTS

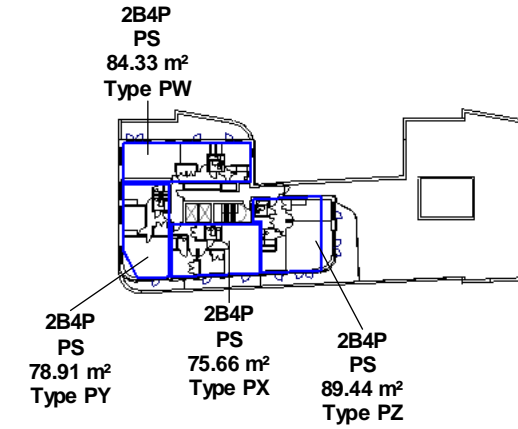
drawing status PLANNING		scale As indicated @ A3
contract no.	date 20/04/16	checked by Checker
client ref. A2 DOMINION	drawn by Author	revision PE
project no. 13119	drawing number SK(GE)P105	



1 Private - Type PW - 2B4P
1 : 100
GIA - 84m²



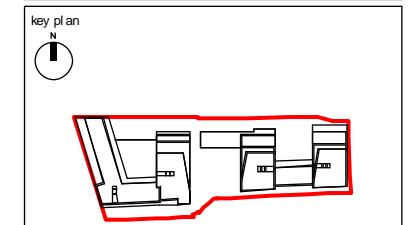
FIFTH FLOOR KEY PLAN



NOTES
-Do not scale from this drawing, except for planning purposes.
-Check all dimensions on site.
-Subject to survey.
-Subject to site inspection.
-Site boundary lines are indicative only.

Rev	Date	By	Description
E	08.06.16	AB	Planning resubmission
D	25.05.16	AB	Changes to layout following client comment
C	17.05.16	AB	Changes to layout following client comment.
B	20.04.16	JV	New layouts to suit revised top floor
A	25/01/16	AB	Revisions following client comment
-	26/08/15	AB	First Issue

Revision Schedule



project
156 WEST END LANE
WEST HAMPSTEAD

title
FLAT LAYOUTS

drawing status PLANNING	
contract no.	scale As indicated @ A3
client ref. A2 DOMINION	date 08/25/15
drawn by Author	checked by Checker
project no. 13119	drawing number SK(GE)P106
	revision PE

2 Private - Type PY - 2B4P
1 : 100
GIA - 79m²

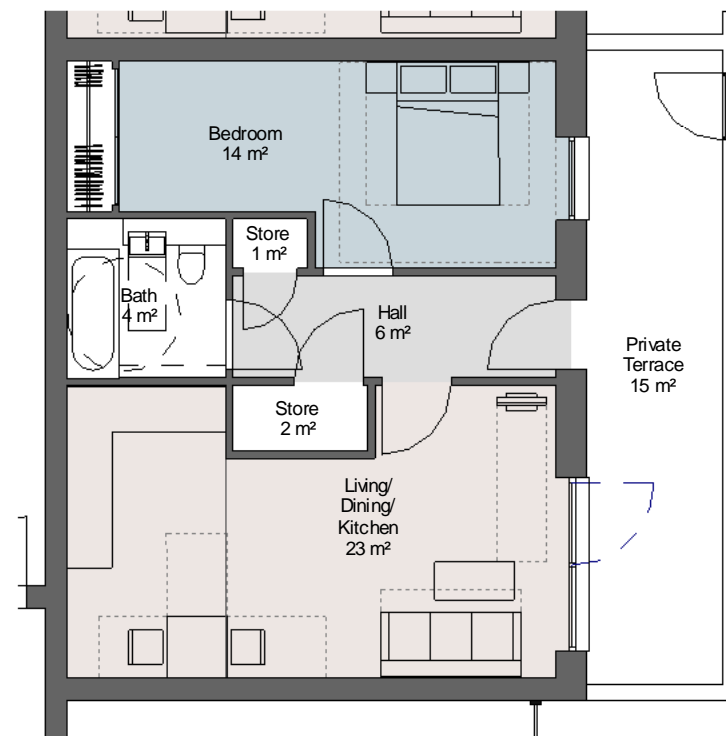
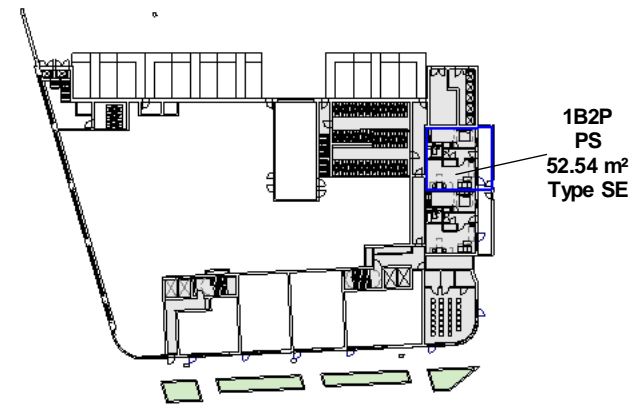
3 Private - Type PX - 2B4P
1 : 100
GIA - 76m²

4 Private - Type PZ - 2B4P
1 : 100
GIA - 89m²



Child Graddon Lewis
architects & designers
Studio1
156 Commercial Street
Spitalfields
London E1 6BJ
T: +44 (0) 20 7539 1200
F: +44 (0) 20 7539 1201
E: hg@cgluk.com
www.cgluk.com

GROUND FLOOR KEY PLAN



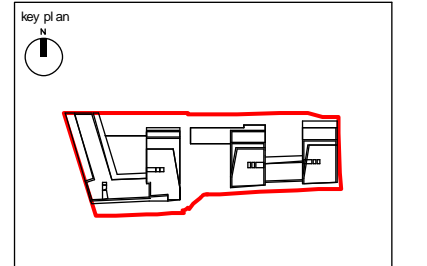
1 Private - Type SE - 1B2P
 1 : 100
 GIA - 53m²

NOTES

- Do not scale from this drawing, except for planning purposes.
- Check all dimensions on site.
- Subject to survey.
- Subject to site inspection.
- Site boundary lines are indicative only.

Rev	Date	By	Description
D	08.06.16	AB	Planning resubmission
C	25.05.16	AB	Changes to layout following client comment
B	17.05.16	AB	Changes to layout following client comment.
A	20.04.16	JV	Flat layout amendments
-	25/01/16	AB	Revisions following client comment

Revision Schedule



project
 156 WEST END LANE
 WEST HAMPSTEAD

title
 FLAT LAYOUTS

drawing status PLANNING		
contract no.	scale As indicated @ A3	
client ref. A2 DOMINION	date 20/04/16	
drawn by Author	checked by Checker	
project no. 13119	drawing number SK(GE)P107	revision PD

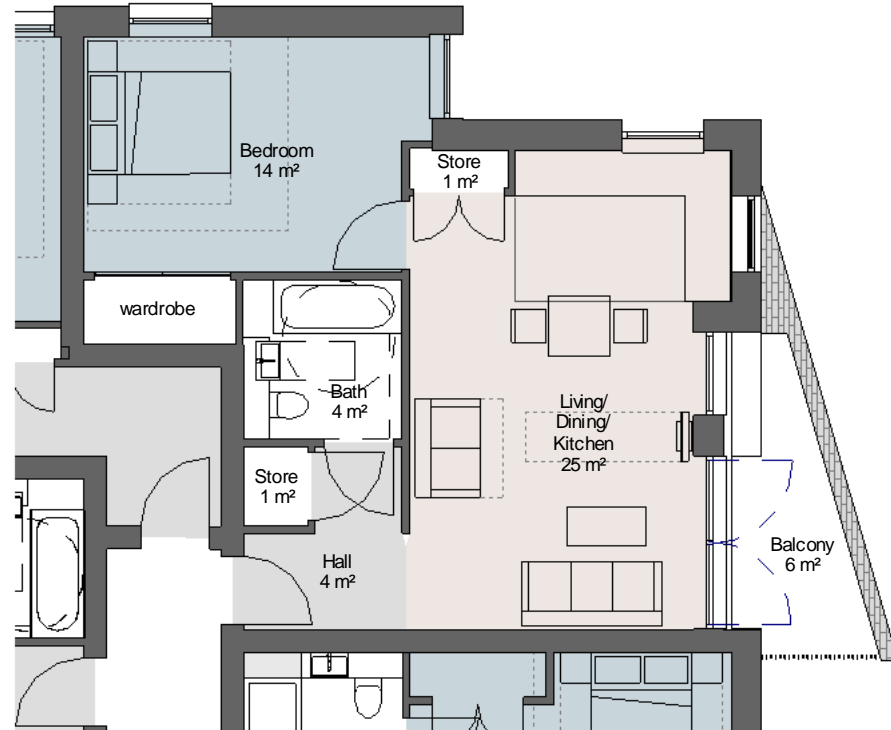


Child Graddon Lewis
 architects & designers

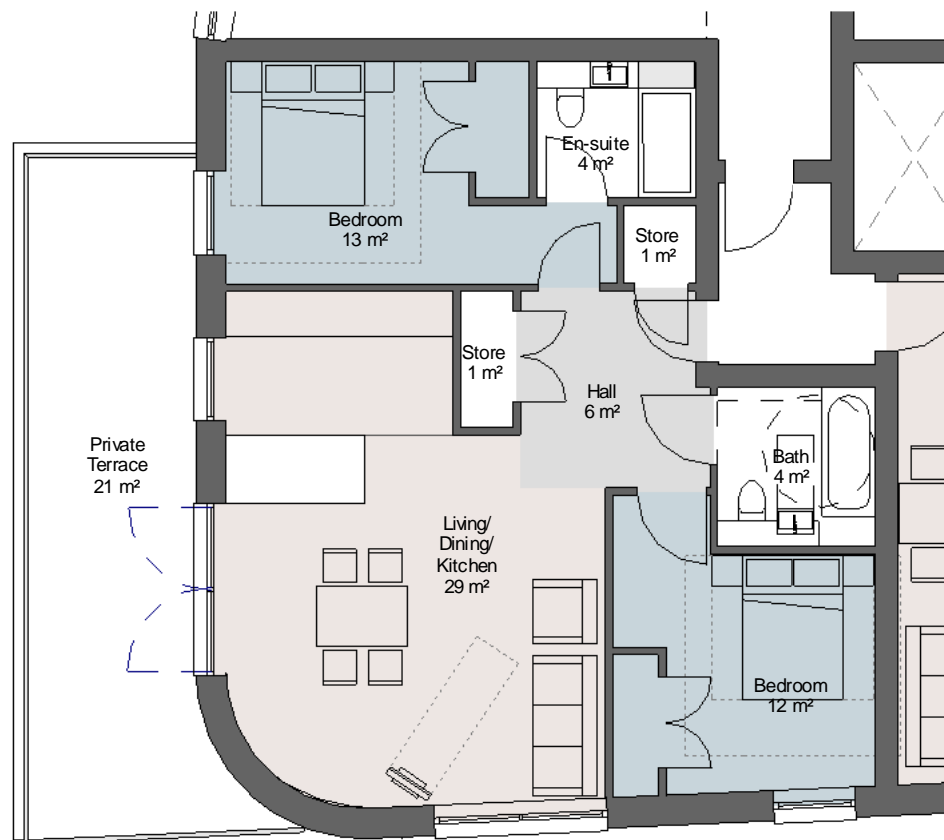
Studio1
 155 Commercial Street
 Spitalfields
 London E1 6BJ

T: +44 (0) 20 7539 1200
 F: +44 (0) 20 7539 1201
 E: hg@cgluk.com
 www.cgluk.com

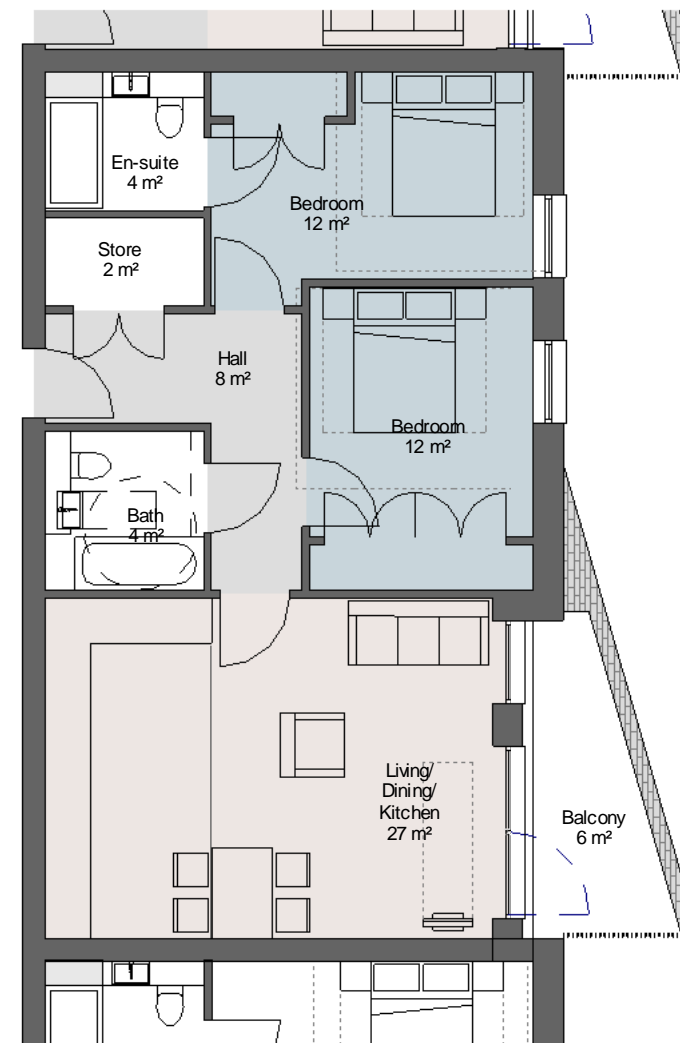
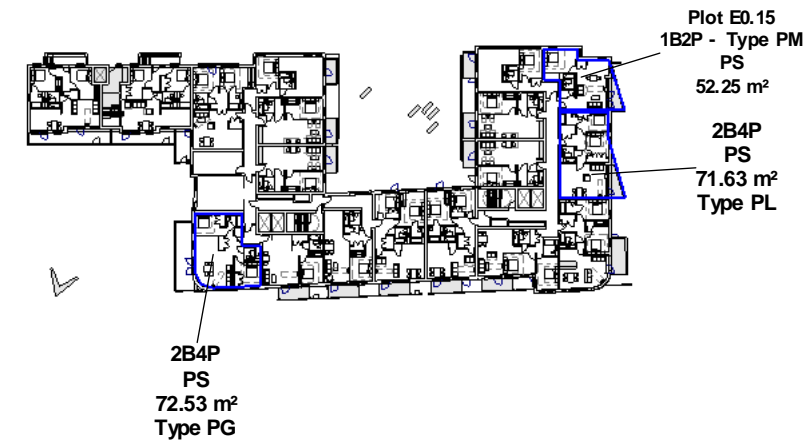
GROUND FLOOR KEY PLAN



1 Private - Type PM - 1B2P
1 : 100
GIA - 52m²



2 Private - Type PG - 2B4P
1 : 100
GIA - 73m²

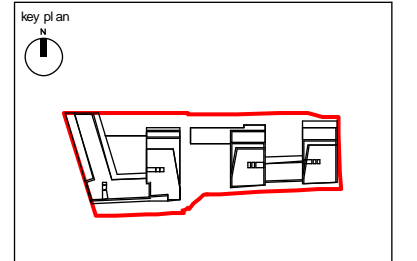


3 Private - Type PL - 2B4P
1 : 100
GIA - 72m²

NOTES
- Do not scale from this drawing, except for planning purposes.
- Check all dimensions on site.
- Subject to survey.
- Subject to site inspection.
- Site boundary lines are indicative only.

Rev	Date	By	Description
C	08.06.16	AB	Planning resubmission
B	25.05.16	AB	Changes to layout following client comment
A	17.05.16	AB	Changes to layout following client comment.
-	03/02/2016	AB	First Issue

Revision Schedule



project
156 WEST END LANE
WEST HAMPSTEAD

title
FLAT LAYOUTS

drawing status PLANNING	
contract no.	scale As indicated @ A3
client ref. A2 DOMINION	date 03/02/16
drawn by Author	checked by Checker
project no. 13119	drawing number SK(GE)P109
	revision PC



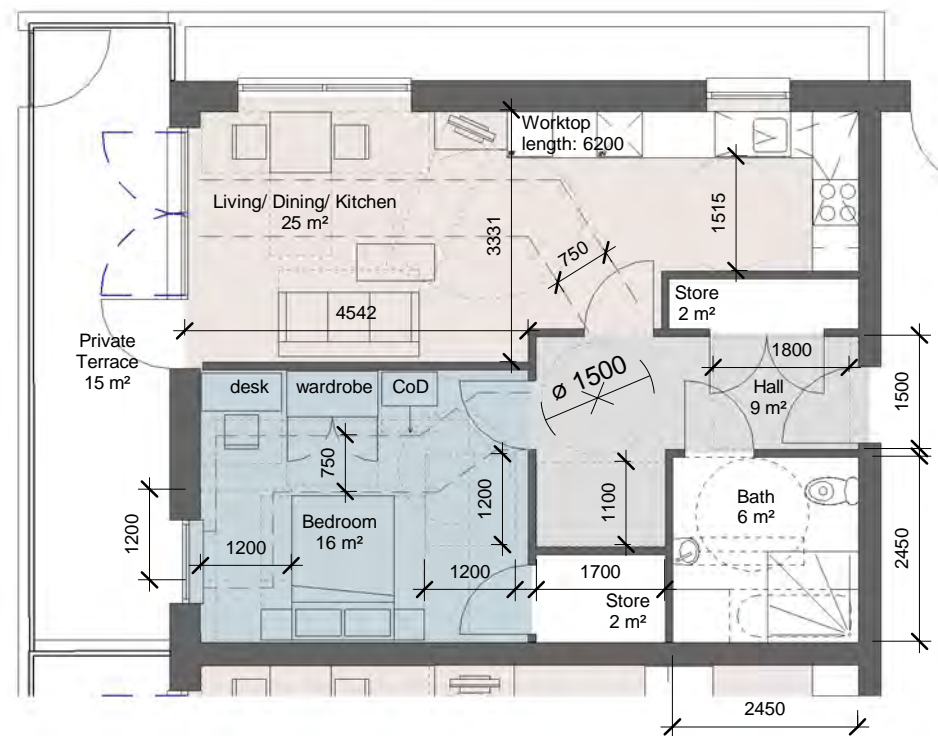


1 Private - Type PB - 2B4P
1 : 100
GIA - 79m²

2 Private - Type PA North - 1B2P - M4(3) W/C Adaptable Flat
1 : 100
GIA - 61m²



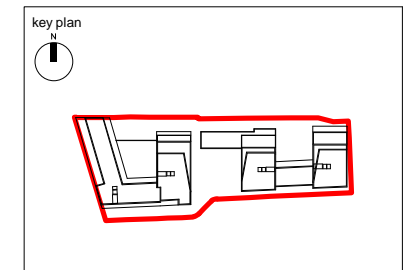
3 Private - Type PA North - 1B2P - M4(3) W/C Flat shown adapted
1 : 100



NOTES
-Do not scale from this drawing, except for planning purposes.
-Check all dimensions on site.
-Subject to survey.
-Subject to site inspection.
-Site boundary lines are indicative only.

Rev	Date	By	Description
E	15.12.16	AB	Detail added to wheelchair kitchens
D	29.11.16	AB	Revisions following planners comments
C	08.06.16	AB	Planning resubmission
B	25.05.16	AB	Changes to layout following client comment
A	17.05.16	AB	Changes to layout following client comment
-	03/02/2016	AB	First Issue

Revision Schedule

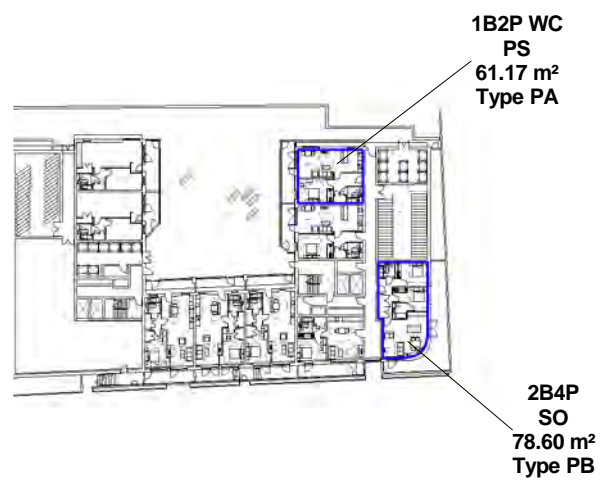


project
156 WEST END LANE
WEST HAMPSTEAD

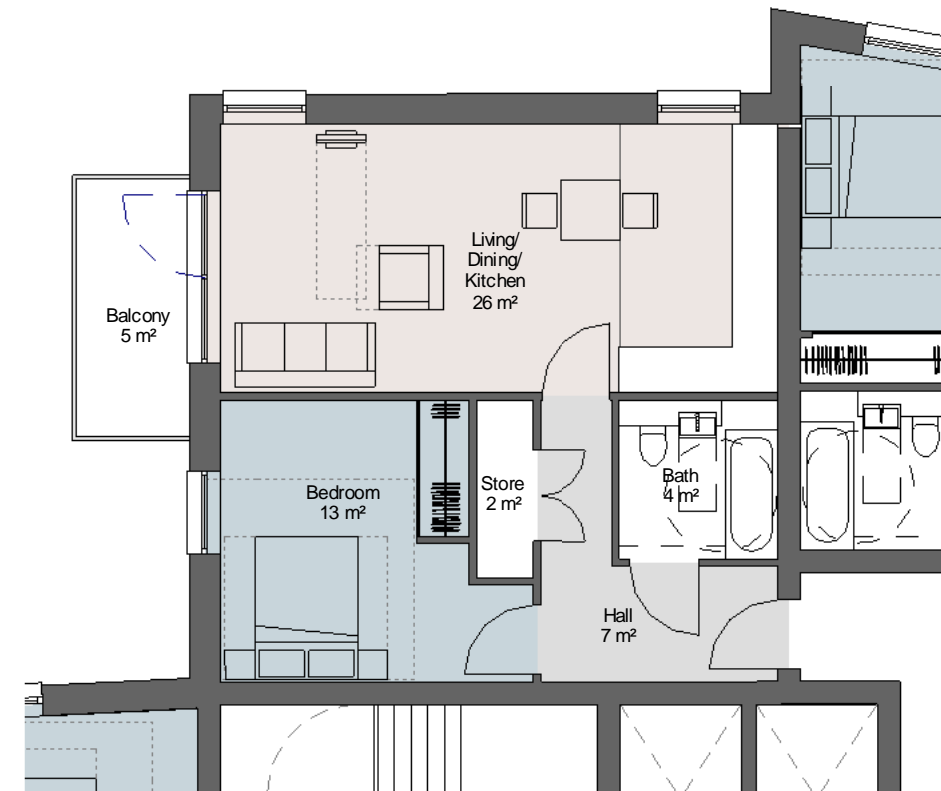
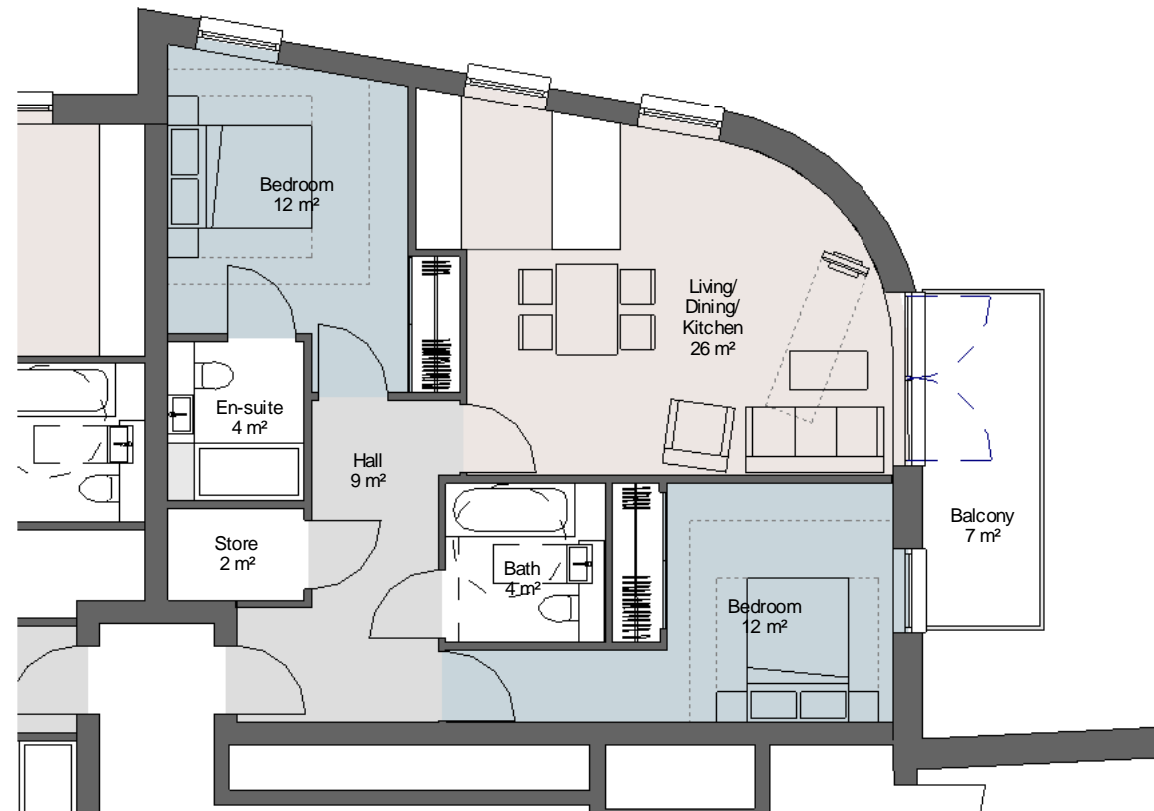
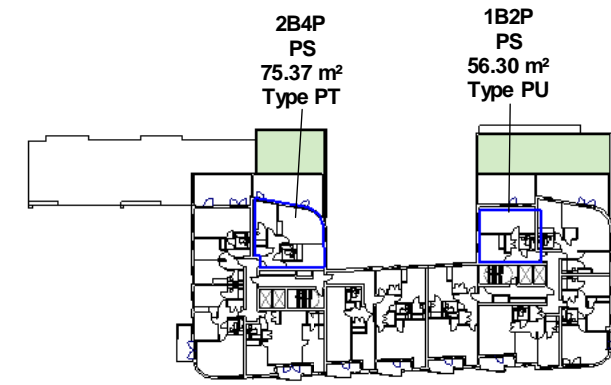
title
FLAT LAYOUTS

drawing status PLANNING		scale As indicated @ A3
contract no.	date 03/02/16	
client ref. A2 DOMINION	checked by Checker	
drawn by Author	revision	
project no. 13119	drawing number SK(GE)P110	revision PE

LOWER GROUND FLOOR KEY PLAN



FOURTH FLOOR KEY PLAN



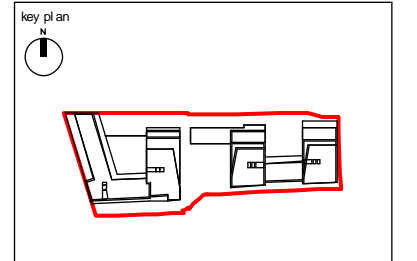
1 Private - Type PT - 2B4P
1 : 100
GIA - 75m²

2 Private - Type PU - 1B2P
1 : 100
GIA - 56m²

NOTES
 -Do not scale from this drawing, except for planning purposes.
 -Check all dimensions on site.
 -Subject to survey.
 -Subject to site inspection.
 -Site boundary lines are indicative only.

Rev	Date	By	Description
C	08.06.16	AB	Planning resubmission
B	25.05.16	AB	Changes to layout following client comment
A	17.05.16	AB	Changes to layout following client comment.
-	03/02/2016	AB	First Issue

Revision Schedule



project
 156 WEST END LANE
 WEST HAMPSTEAD

title
 FLAT LAYOUTS

drawing status PLANNING		
contract no.	scale	As indicated @ A3
client ref. A2 DOMINION	date	03/02/16
drawn by Author	checked by	Checker
project no. 13119	drawing number SK(GE)P111	revision PC

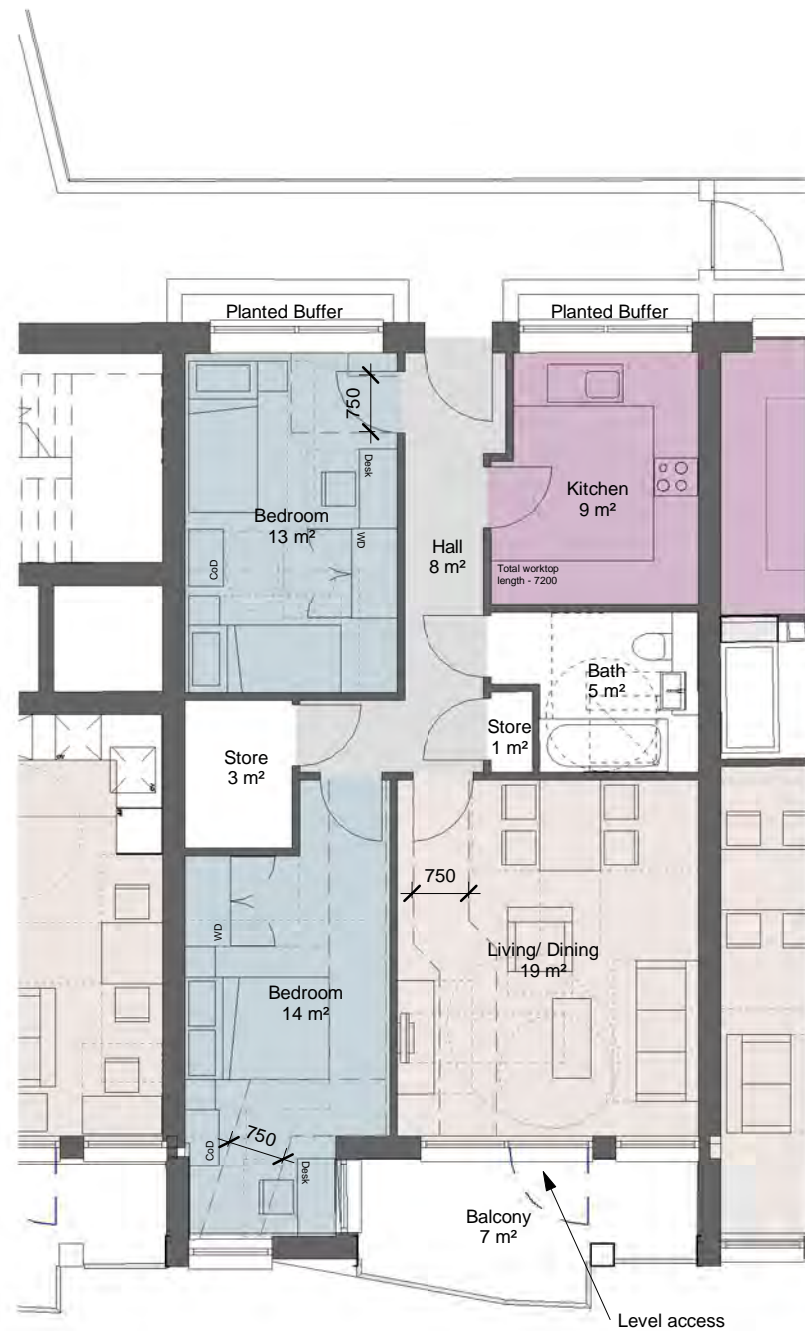


FOURTH FLOOR KEY PLAN

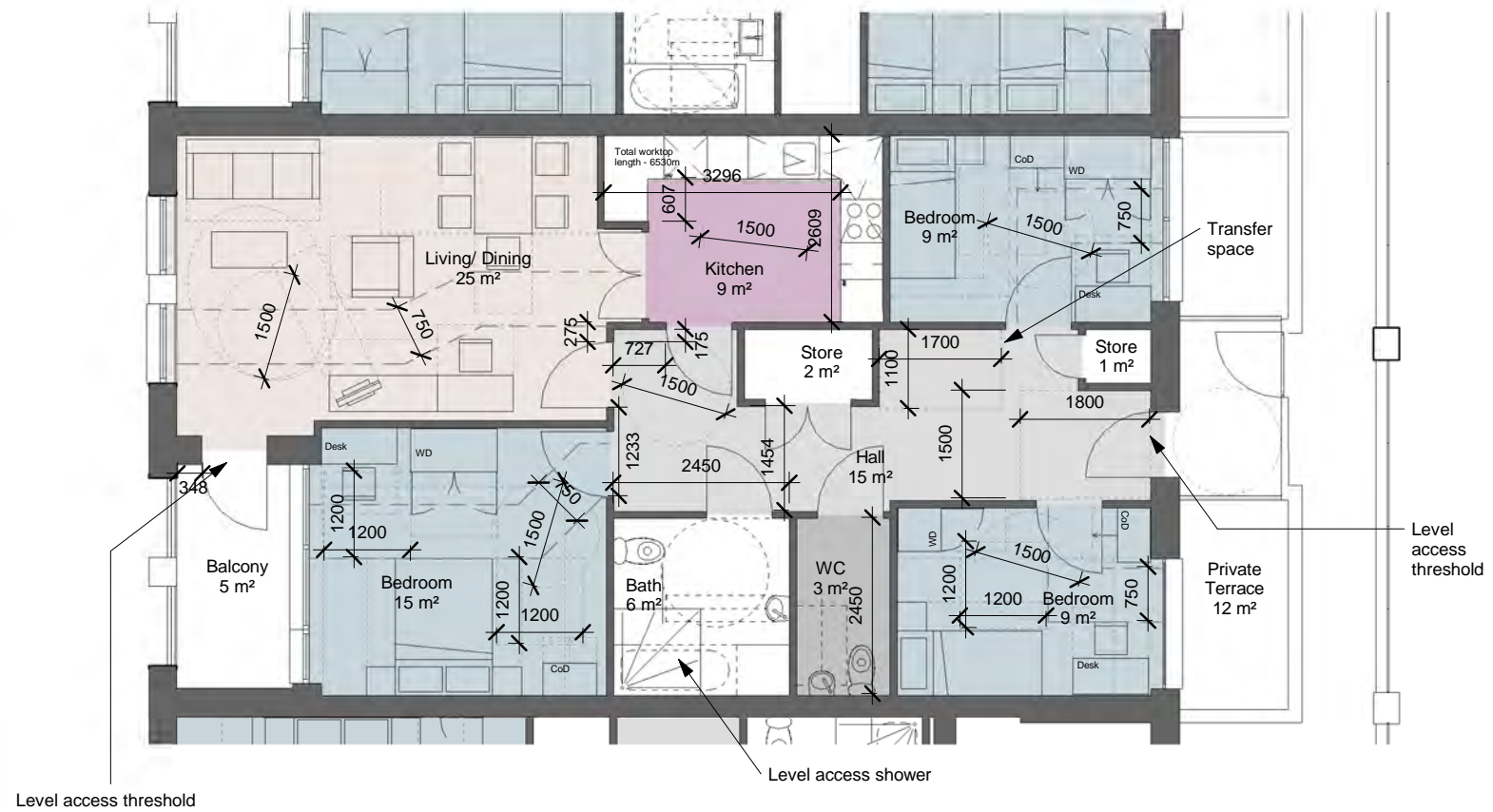
3B4P WC
AR
98.03 m²
Type AF



2B4P
AR
72.77 m²
Type AC



1 Affordable Rented - Type AC - 2B4P
1 : 100
GIA - 73m²



2 Affordable Rented - Type AF - 3B4P - M4(3) Wheelchair user dwelling
1 : 100
GIA - 72m²

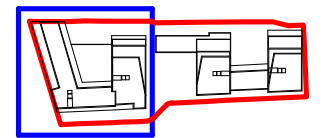
NOTES

- Do not scale from this drawing, except for planning purposes.
- Check all dimensions on site.
- Subject to survey.
- Subject to site inspection.
- Site boundary lines are indicative only.

Rev	Date	By	Description
E	15.12.16	AB	Detail added to wheelchair kitchens
D	29.11.16	AB	Revisions following planners comments
C	18.11.16	AFG	Amendments and notes added in relation to ADM1
B	02.08.16	AB	Revisions following planners comments.
A	08.06.16	AB	Planning resubmission
-	20.05.16	JV	Flat layout amendments

Revision Schedule

key plan



project
156 WEST END LANE
WEST HAMPESTEAD

title
AFFORDABLE FLAT LAYOUTS

drawing status
PLANNING

contract no. scale
As indicated @ A3

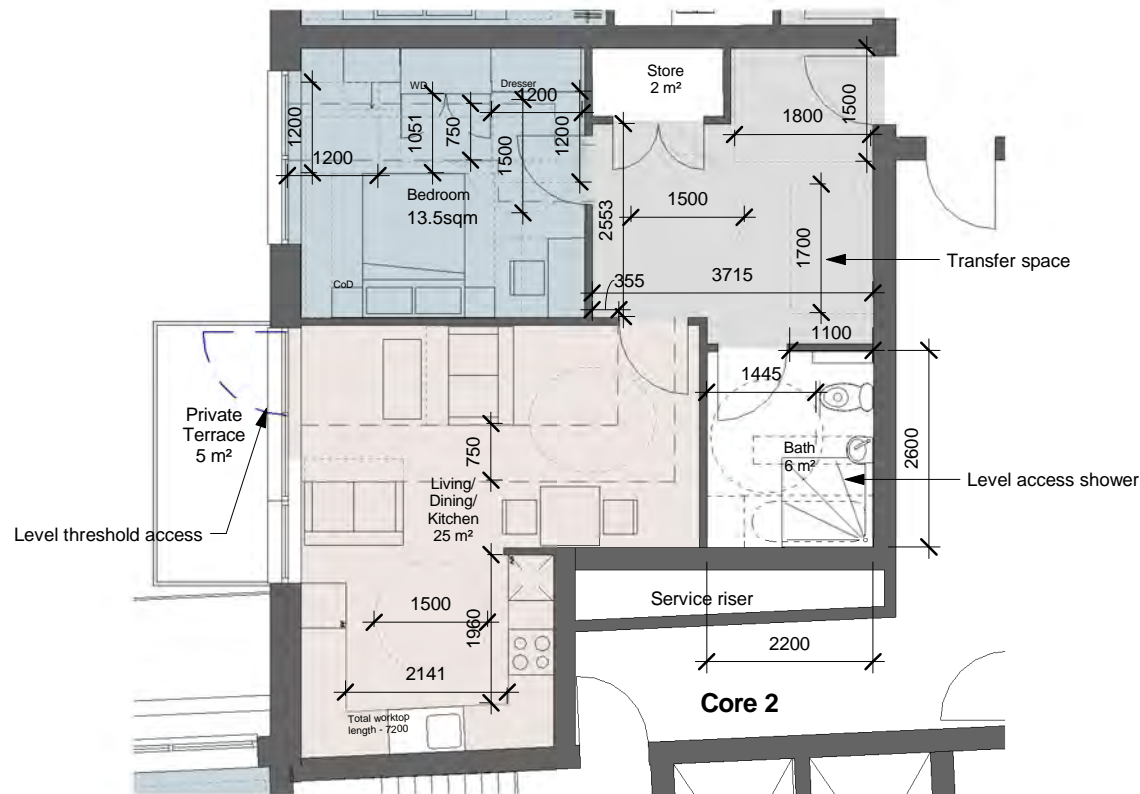
client ref. date
A2 DOMINION 05/11/16

drawn by checked by
Author Checker

project no. drawing number revision
13119 SK(GE)P200 PE



1 Affordable Rented - Type AE - 3B5P
1 : 100
GIA - 91m²



2 Affordable Rented - Type AJ - 1B2P - M4(3) Wheelchair user dwelling
1 : 100
GIA - 59m²

SECOND FLOOR KEY PLAN



3 Affordable - Type AD - 2B4P - M4(3) Wheelchair user dwelling
1 : 100
GIA - 90m²

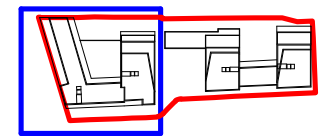
NOTES

- Do not scale from this drawing, except for planning purposes.
- Check all dimensions on site.
- Subject to survey.
- Subject to site inspection.
- Site boundary lines are indicative only.

Rev	Date	By	Description
E	15.12.16	AB	Detail added to wheelchair kitchens
D	29.11.16	AB	Revisions following planners comments
C	18.11.16	AFG	Amendments and notes added in relation to ADM1
B	02.08.16	AB	Revisions following planners comments.
A	08.06.16	AB	Planning resubmission
-	20.05.16	JV	Flat layout amendments

Revision Schedule

key plan



project
156 WEST END LANE
WEST HAMPSTEAD

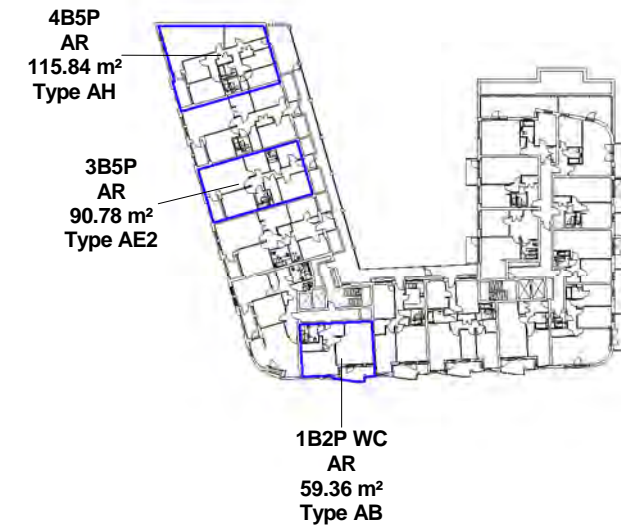
title
AFFORDABLE FLAT LAYOUTS

drawing status PLANNING		scale As indicated @ A3
contract no.	client ref. A2 DOMINION	date 05/11/16
drawn by Author	checked by Checker	revision
project no. 13119	drawing number SK(GE)P201	revision PE





THIRD FLOOR KEY PLAN



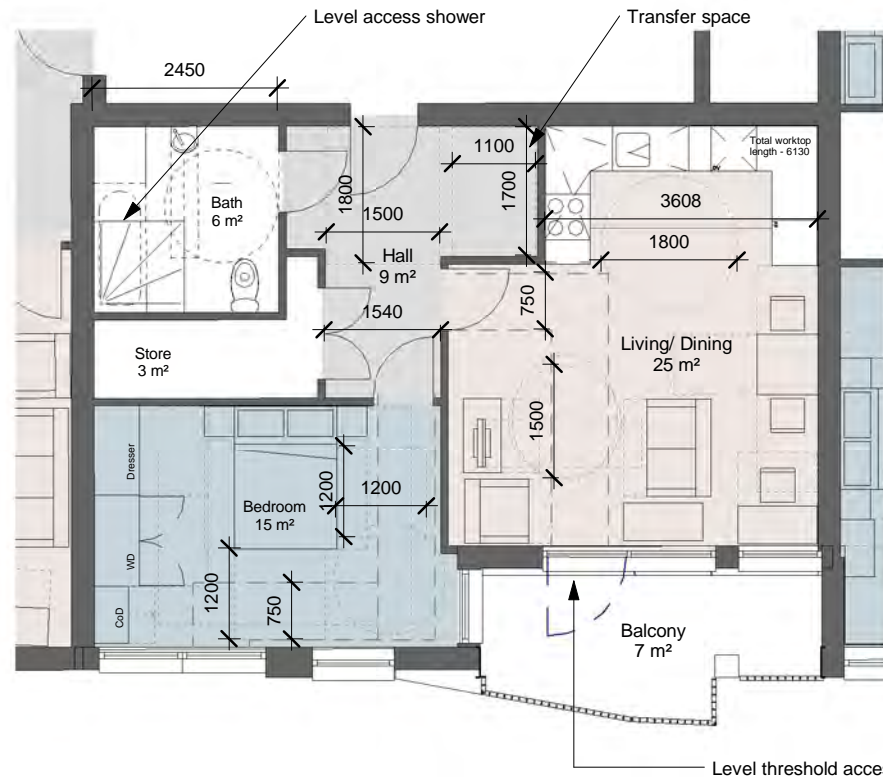
NOTES

- Do not scale from this drawing, except for planning purposes.
- Check all dimensions on site.
- Subject to survey.
- Subject to site inspection.
- Site boundary lines are indicative only.

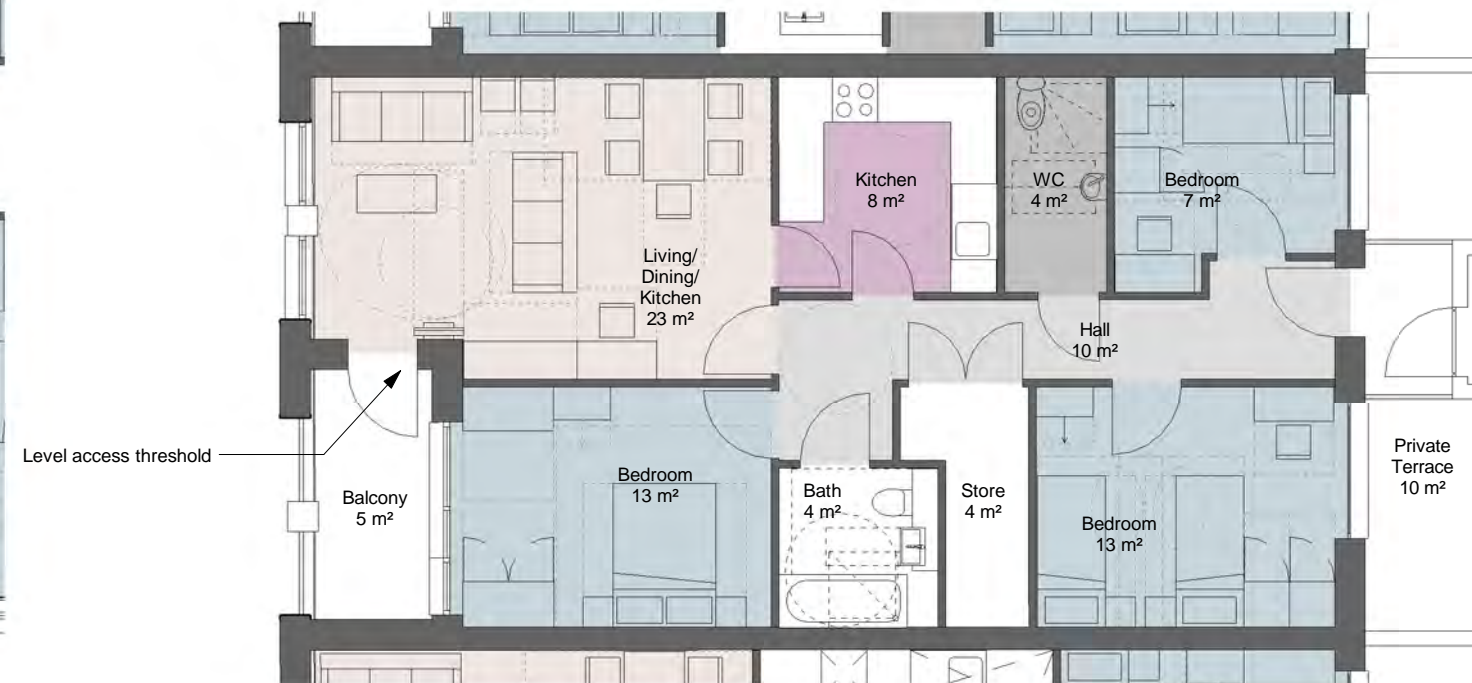
Rev	Date	By	Description
D	15.12.16	AB	Detail added to wheelchair kitchens
C	29.11.16	AB	Revisions following planners comments
B	02.08.16	AB	Revisions following planners comments.
A	08.06.16	AB	Planning resubmission
-	20.05.16	JV	Flat layout amendments

Revision Schedule

1 Affordable - Type AH - 4B5P
1 : 100
GIA - 115m²

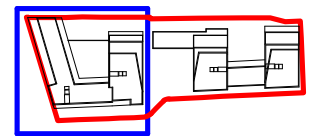


2 Affordable - Type AB - 1B2P - M4(3) - Wheelchair user dwelling
1 : 100
GIA - 59m²



3 Affordable - Type AE2 - 3B5P
1 : 100
GIA - 91m²

key plan



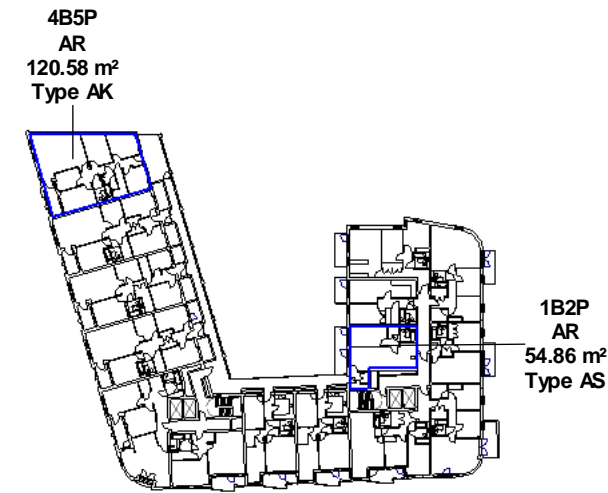
project
156 WEST END LANE
WEST HAMPSTEAD

title
AFFORDABLE FLAT LAYOUTS

drawing status PLANNING		scale As indicated @ A3
contract no.	date 05/11/16	
client ref. A2 DOMINION	checked by Checker	
drawn by Author	drawing number SK(GE)P202	revision PD
project no. 13119		



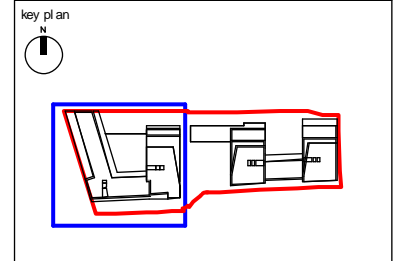
FOURTH FLOOR KEY PLAN



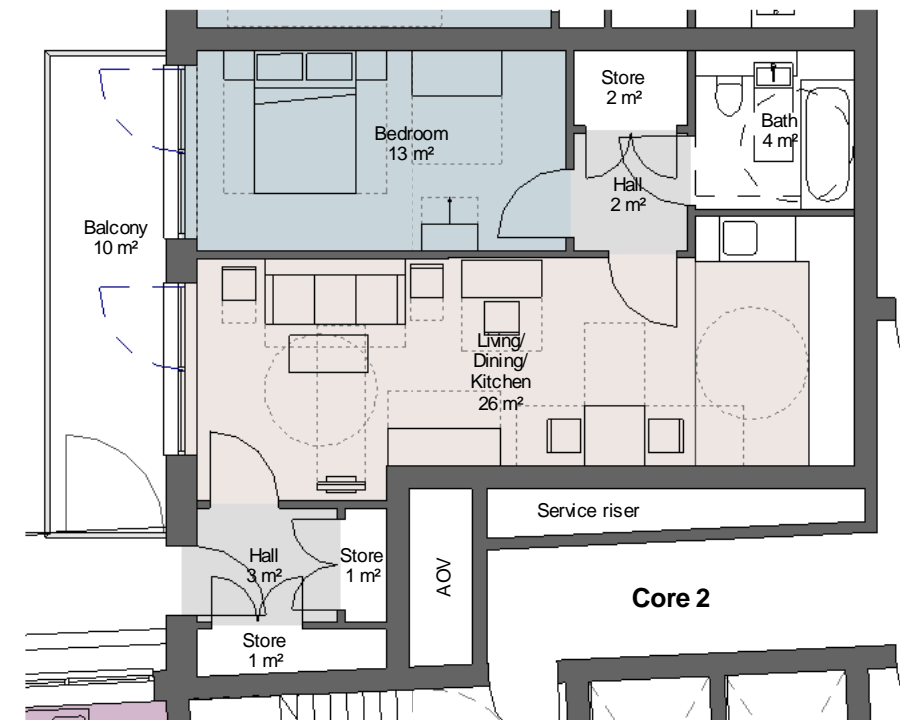
NOTES
 - Do not scale from this drawing, except for planning purposes.
 - Check all dimensions on site.
 - Subject to survey.
 - Subject to site inspection.
 - Site boundary lines are indicative only.

Rev	Date	By	Description
A	08.06.16	AB	Planning resubmission
-	20.05.16	JV	Flat layout amendments

Revision Schedule



1 Affordable - Type AK - 4B5P
 1 : 100
 GIA - 121m²



2 Affordable - Type AS - 1B2P
 1 : 100
 GIA - 55m²



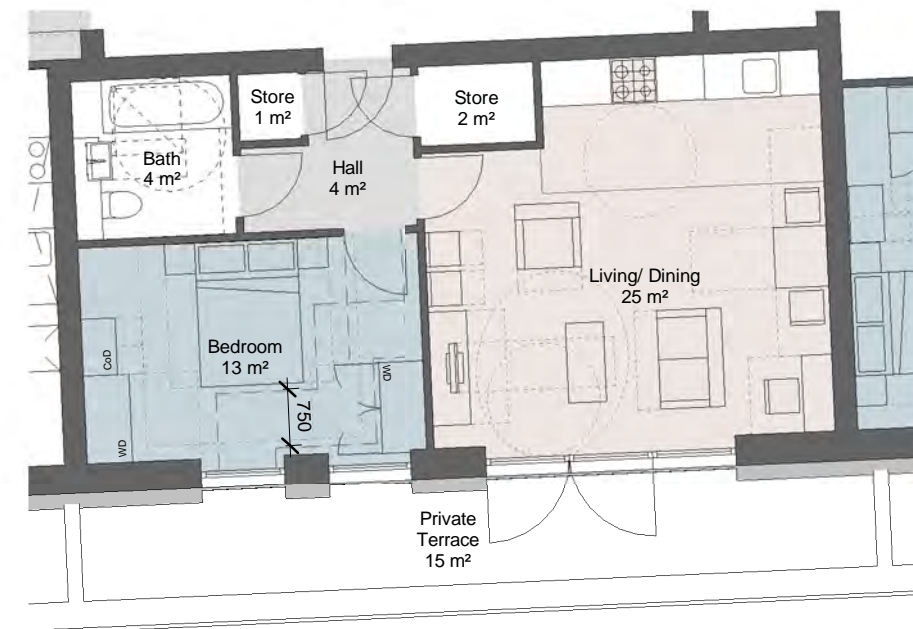
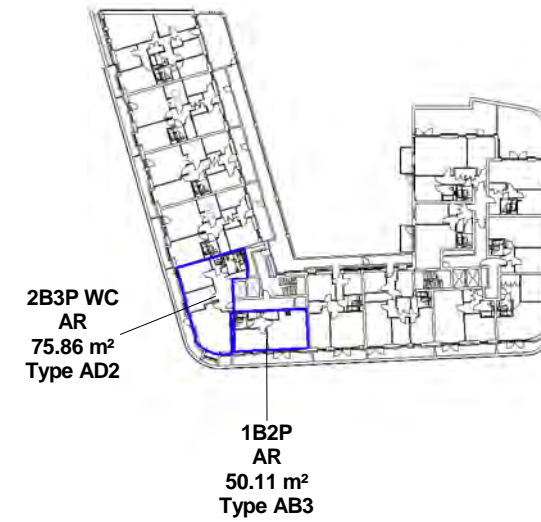
project
 156 WEST END LANE
 WEST HAMPSTEAD

title
 AFFORDABLE FLAT LAYOUTS

drawing status PLANNING		scale As indicated @ A3
contract no.	date 05/20/16	
client ref. A2 DOMINION	drawn by Author	
	checked by Checker	
project no. 13119	drawing number SK(GE)P203	revision PA



FIFTH FLOOR KEY PLAN



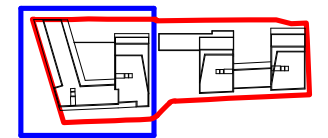
NOTES

- Do not scale from this drawing, except for planning purposes.
- Check all dimensions on site.
- Subject to survey.
- Subject to site inspection.
- Site boundary lines are indicative only.

Rev	Date	By	Description
E	15.12.16	AB	Detail added to wheelchair kitchens
D	29.11.16	AB	Revisions following planners comments
C	18.11.16	AFG	Amendments and notes added in relation to ADM1
B	02.08.16	AB	Revisions following planners comments.
A	08.06.16	AB	Planning resubmission
-	20.05.16	JV	Flat layout amendments

Revision Schedule

key plan



project
156 WEST END LANE
WEST HAMPEAD

title
AFFORDABLE FLAT LAYOUTS

drawing status
PLANNING

contract no. scale
As indicated @ A3

client ref. date
A2 DOMINION 05/20/16

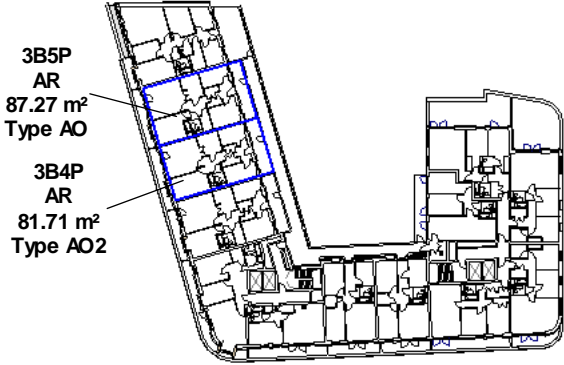
drawn by checked by
Author Checker

project no. drawing number revision
13119 SK(GE)P204 PE

1 Affordable - Type AD2 - 2B3P - M4(3) - Wheelchair user dwelling
1 : 100
GIA - 76m²

2 Affordable - Type AB3 - 1B2P
1 : 100
GIA - 50m²

FIFTH FLOOR KEY PLAN



3B5P
AR
87.27 m²
Type AO

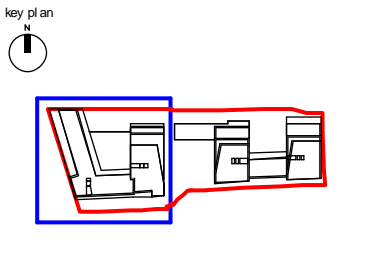
3B4P
AR
81.71 m²
Type AO2

NOTES

- Do not scale from this drawing, except for planning purposes.
- Check all dimensions on site.
- Subject to survey.
- Subject to site inspection.
- Site boundary lines are indicative only.

Rev	Date	By	Description
A	08.06.16	AB	Planning resubmission
-	20.05.16	JV	Flat layout amendments

Revision Schedule



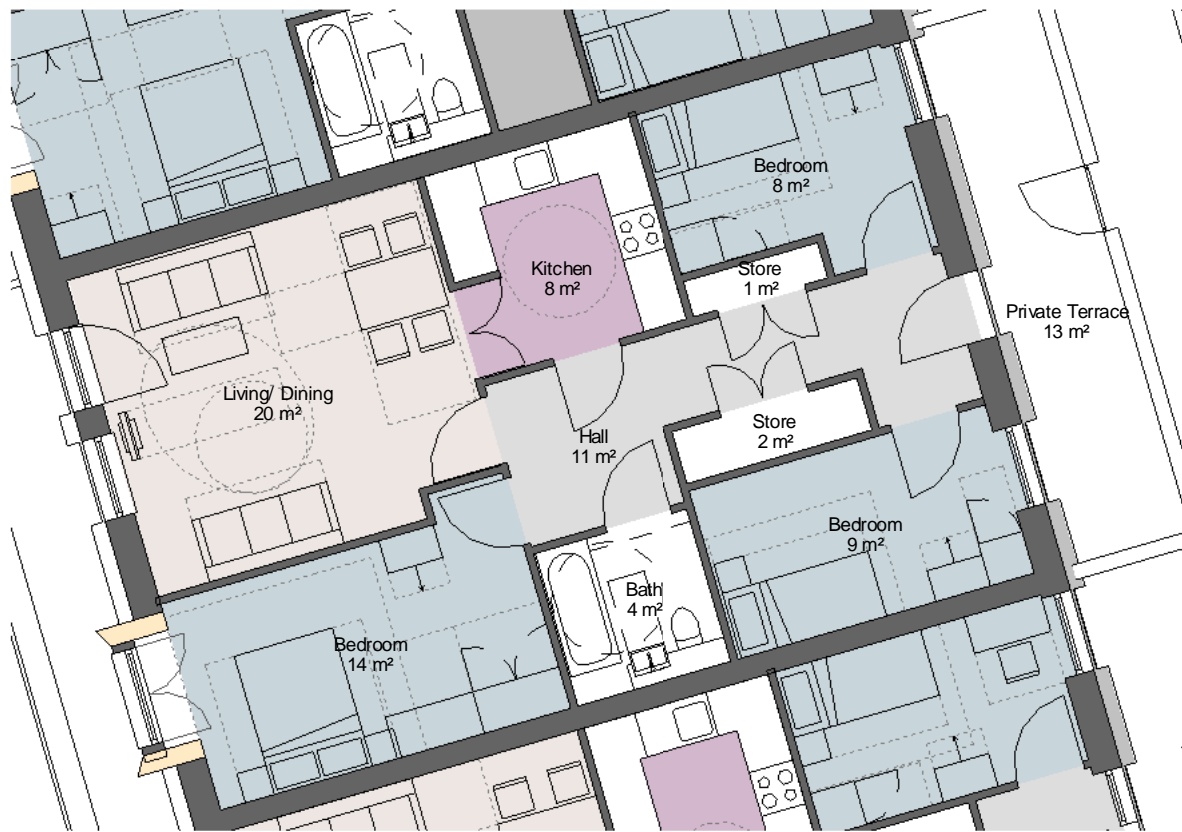
project
156 WEST END LANE
WEST HAMPSTEAD

title
AFFORDABLE FLAT LAYOUTS

drawing status PLANNING		scale As indicated @ A3
contract no.	date 05/20/16	checked by Checker
client ref. A2 DOMINION	drawn by Author	revision PA
project no. 13119	drawing number SK(GE)P205	

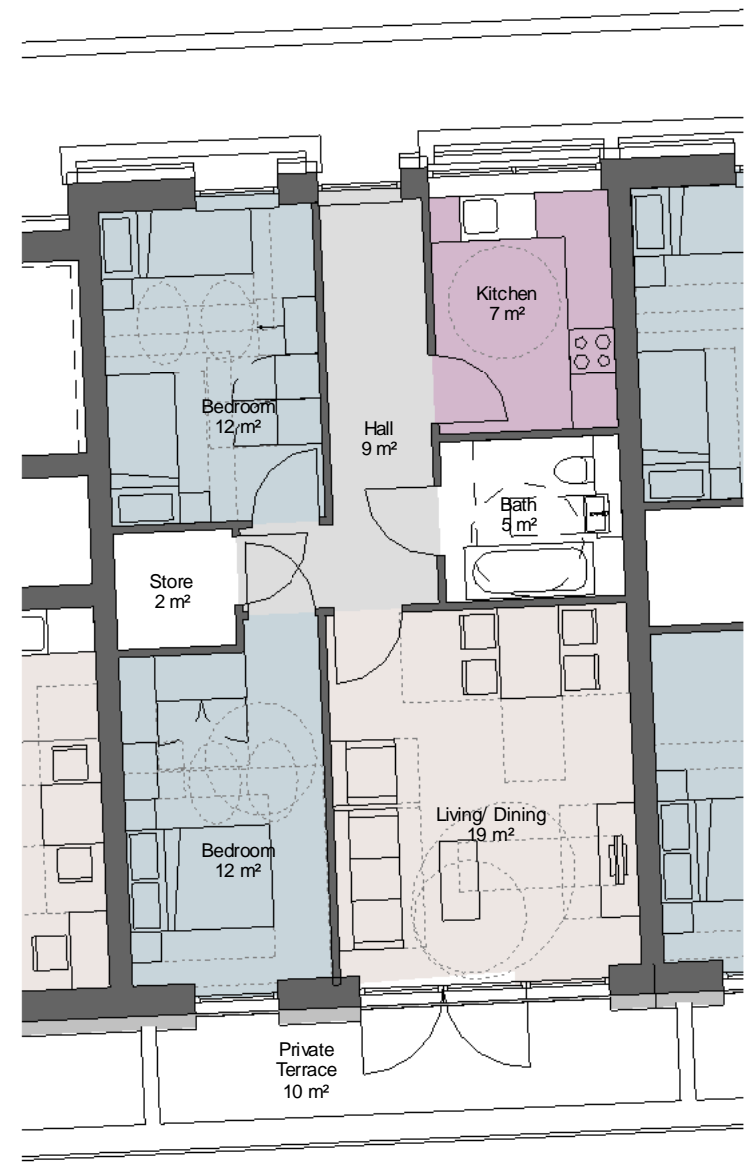
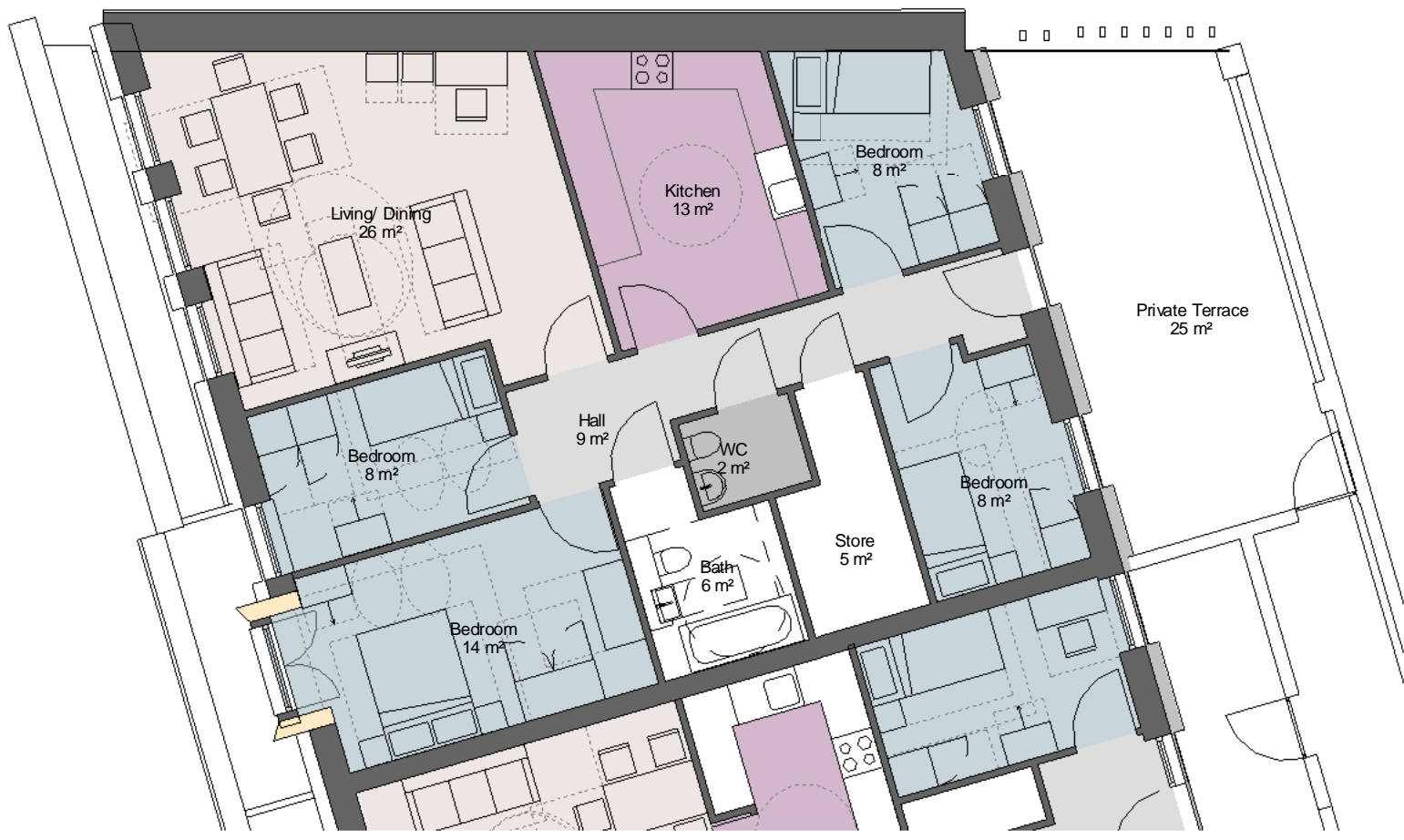
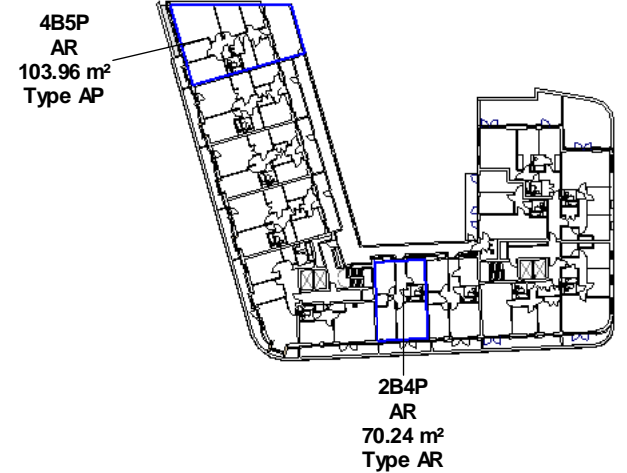


1 Affordable - Type AO - 3B5P
1 : 100
GIA - 87m²



2 Affordable - Type AO2 - 3B4P
1 : 100
GIA - 82m²

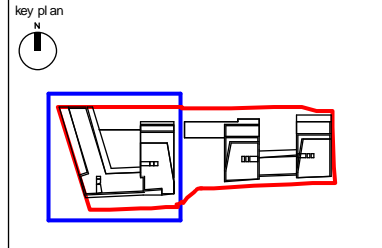
FIFTH FLOOR KEY PLAN



NOTES
 - Do not scale from this drawing, except for planning purposes.
 - Check all dimensions on site.
 - Subject to survey.
 - Subject to site inspection.
 - Site boundary lines are indicative only.

Rev	Date	By	Description
A	08.06.16	AB	Planning resubmission
-	20.05.16	JV	Flat layout amendments

Revision Schedule



project
 156 WEST END LANE
 WEST HAMPSTEAD

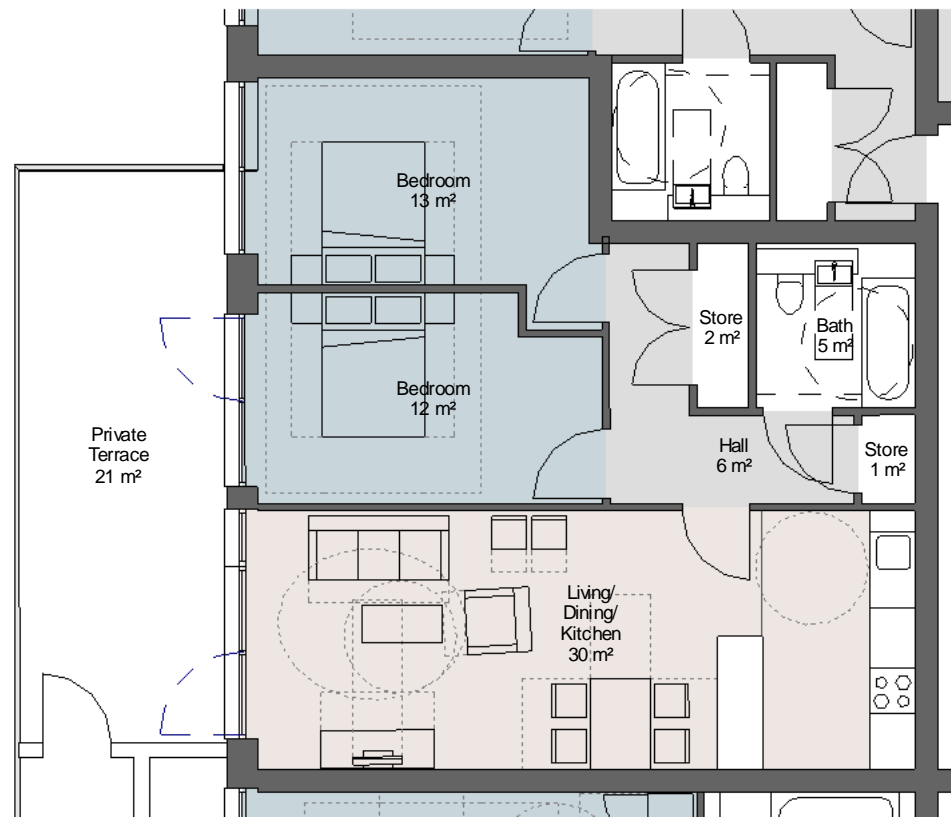
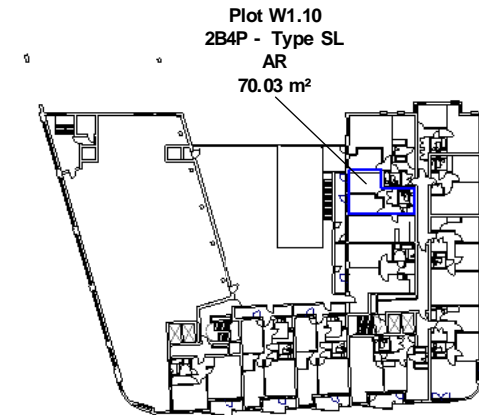
title
 AFFORDABLE FLAT LAYOUTS

drawing status PLANNING	
contract no.	scale As indicated @ A3
client ref. A2 DOMINION	date 05/20/16
drawn by Author	checked by Checker
project no. 13119	drawing number SK(GE)P206
	revision PA

1 Affordable - Type AP - 4B5P
 1 : 100

2 Affordable - Type AR - 2B4P
 1 : 100

FIRST FLOOR KEY PLAN



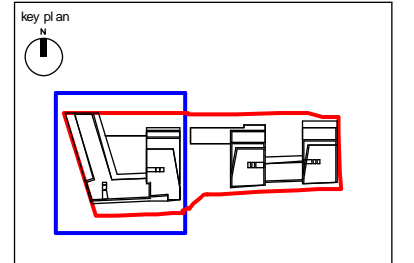
1 Affordable - Type SL - 2B4P
 1 : 100
 GIA - 70m²

NOTES

- Do not scale from this drawing, except for planning purposes.
- Check all dimensions on site.
- Subject to survey.
- Subject to site inspection.
- Site boundary lines are indicative only.

Rev	Date	By	Description
-	08.06.16	AB	Planning resubmission

Revision Schedule



project
 156 WEST END LANE
 WEST HAMPSTEAD

title
 AFFORDABLE FLAT LAYOUTS

drawing status PLANNING		
contract no.	scale As indicated @ A3	
client ref. A2 DOMINION	date 05/24/16	
drawn by Author	checked by Checker	
project no. 13119	drawing number SK(GE)P207	revision P-

Child Graddon Lewis
 architects & designers

Studio1
 155 Commercial Street
 Spitalfields
 London E1 6BJ
 T: +44 (0) 20 7539 1200
 F: +44 (0) 20 7539 1201
 E: hg@cgluk.com
 www.cgluk.com