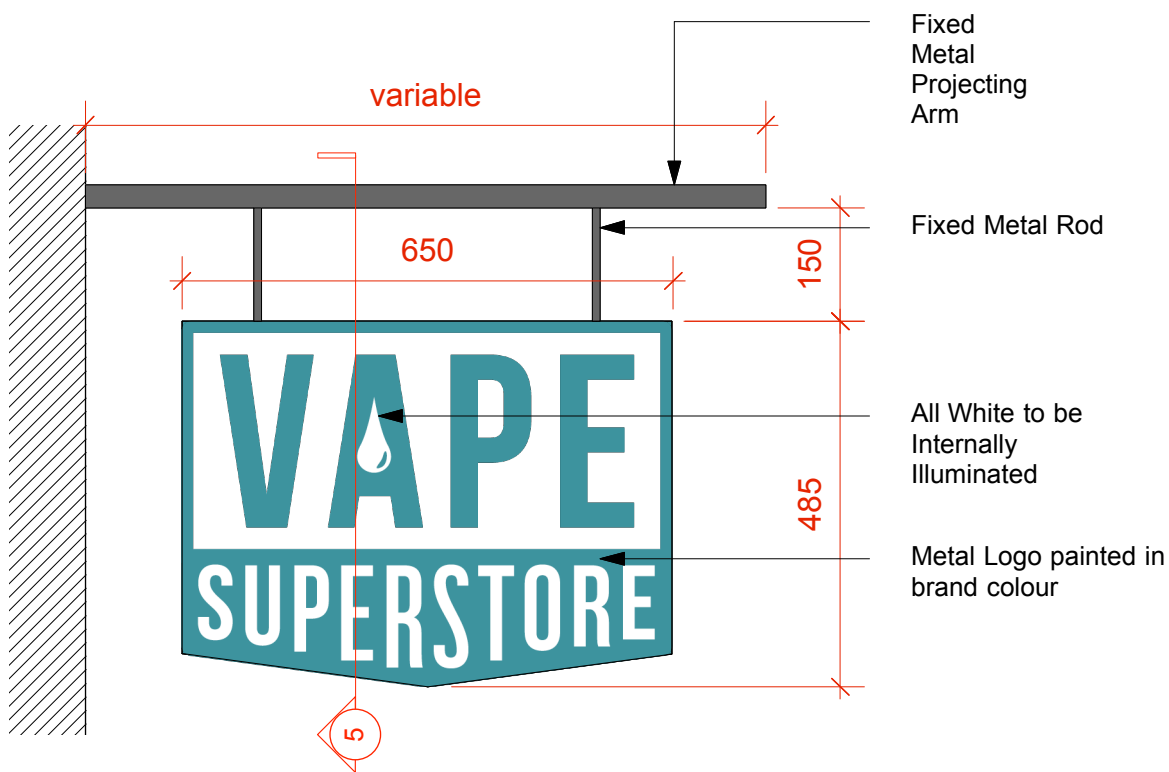
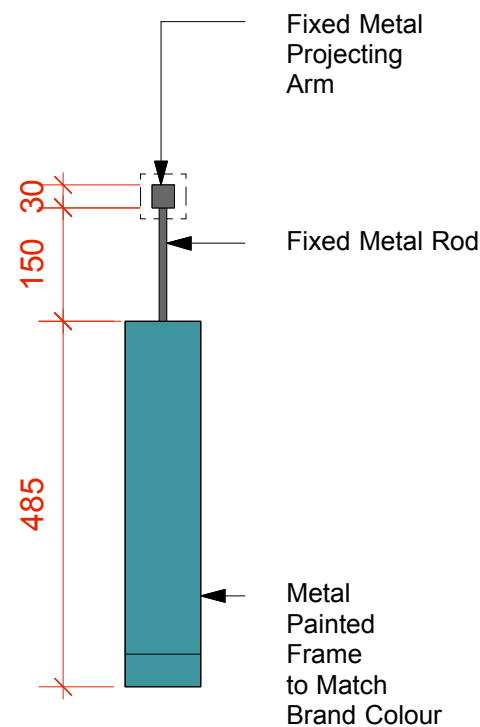


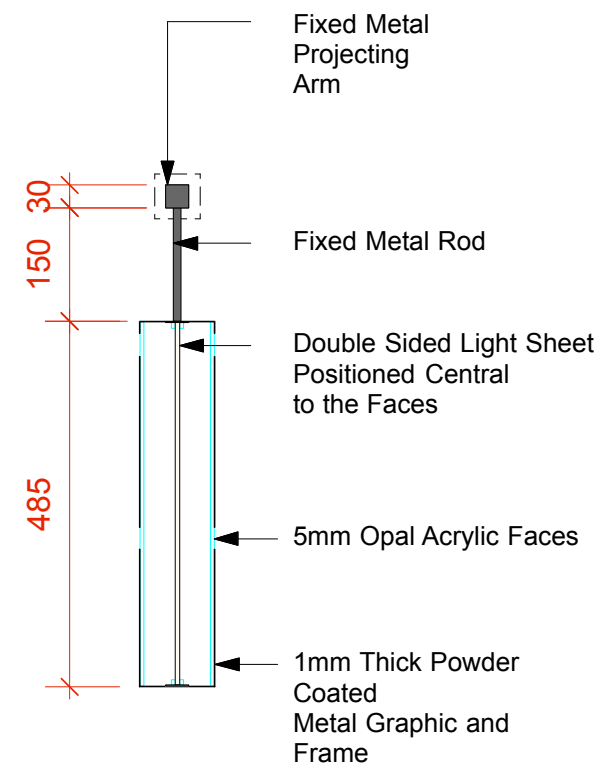
1 Plan View
Scale: 1:10



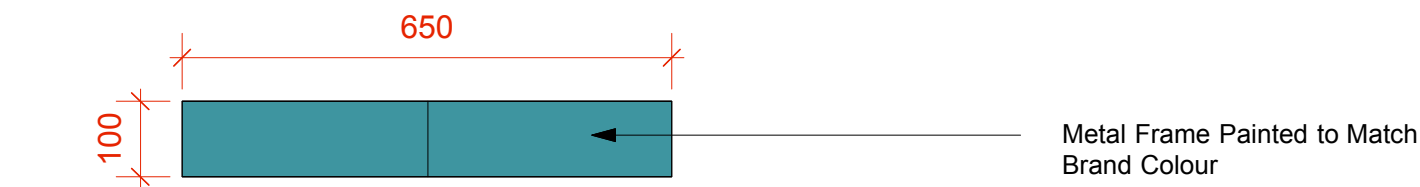
1 South Facing Elevation - Reverse to Match
Scale: 1:10



3 Side Elevation
Scale: 1:10



5 Section
Scale: 1:10



4 Underside View
Scale: 1:10



Note:
Lumens 60cd/m2

Dimmer to be included to adjust light to the time of day and to prevent illumination reaching levels beyond conservation area limit.

SETTING OUT

- DO NOT SCALE OFF THIS DRAWING, ALL SETTING OUT AND DIMENSIONS TO BE CHECKED ON SITE.
- ALL DRAWINGS SHOULD BE READ IN CONJUNCTION WITH ANY STANDARD DETAIL DRAWINGS AND SPECIFICATIONS OF WORKS.
- IT IS THE CONTRACTOR'S SOLE RESPONSIBILITY TO CARRY OUT SITE DIMENSION CHECKS AND PRODUCE RODS AT A MINIMUM SCALE OF 1:20 FOR SIGN OFF BY CWI.

FINISHES SCHEDULES

-REFER TO CURRENT FINISHES SCHEDULE FOR SPECIFICATIONS

INTELLECTUAL PROPERTY RIGHTS ("IPR")

-ANY IPR WHICH EXIST IN THIS DRAWING AND/OR ASSOCIATED DOCUMENTATION BELONG TO CATHERINE WHITE INTERIORS AND ARE HEREBY ASSERTED.
-CATHERINE WHITE INTERIORS WILL NOT BE RESPONSIBLE FOR ANY ALTERATIONS MADE TO THIS DRAWING.
-ANY ALTERATIONS MUST BE NOTIFIED TO CATHERINE WHITE INTERIORS AND A RECORD MUST BE KEPT.

REVISIONS:

A	Section Included	10/03/20
---	------------------	----------

CLIENT NAME:

Webscape UK Ltd

PROJECT TITLE:

VAPE SUPERSTORE LTD

SITE ADDRESS:

3 Tottenham Street
 London
 W1T 2AF

DRAWING TITLE:

Projecting Sign - Elevations

DRAWING No: CWI_73_005	REVISION: A	SCALE @ A3: 1:10
DATE: 18/06/2017	DRAWN BY: CW	CHECKED BY: CW

STATUS:

FOR PLANNING

CATHERINE WHITE INTERIORS

Studio C109, 89a Shacklewell Lane, London E8 2EB UK
T: +44 (0) 7891 786 167 W: catherinewhiteinteriors.com

Copyright © 2016 Catherine White Design Limited.
All rights reserved