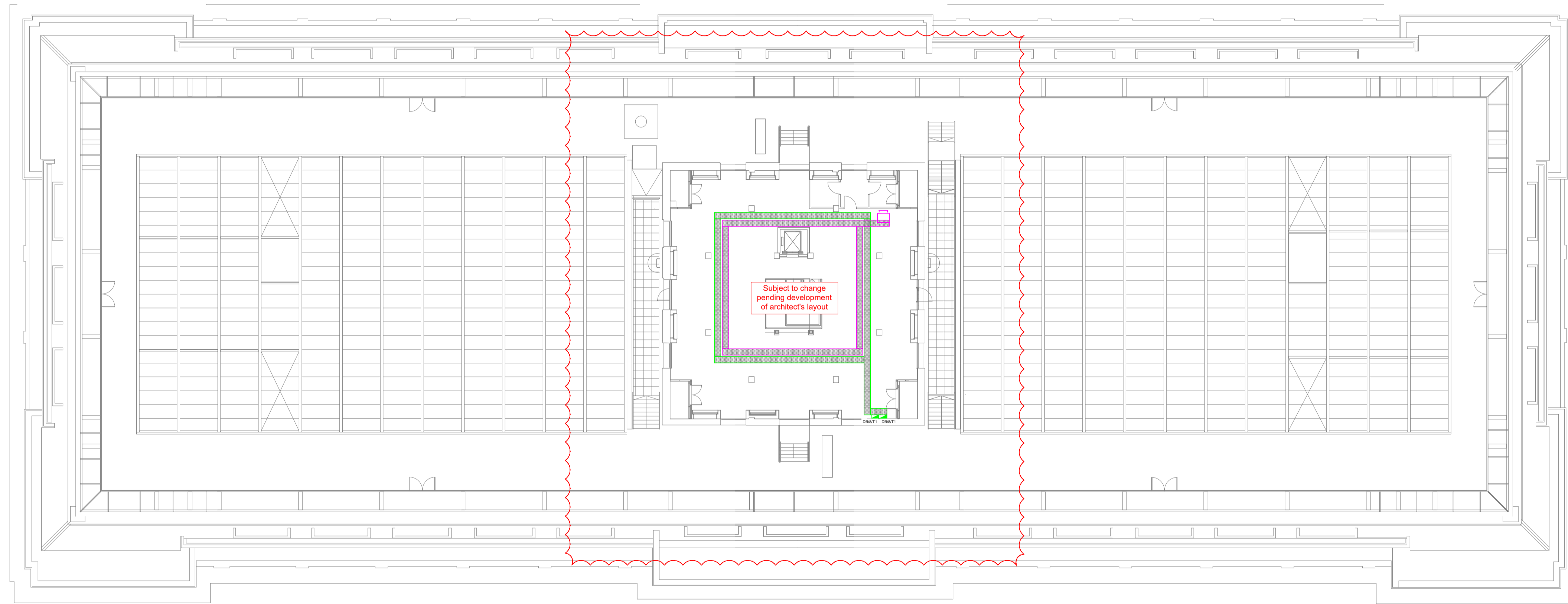






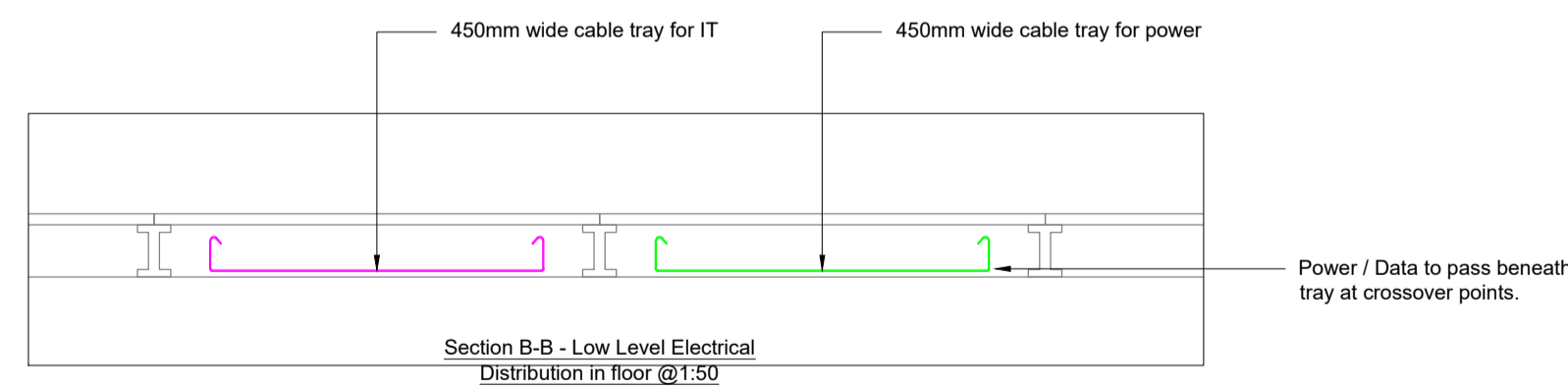
Notes

1. This drawing package is to Developed Design stage as defined in BSRIA BG/6 2018.
2. This drawing package is intended to indicate:
  - 2.1. Approximate locations of horizontal & vertical service runs.
  - 2.2. Sizes and locations of main plant and distribution systems.
  - 2.3. Key principles of systems serving the building through typical room/area details.
3. Sizes, duties and quantities indicated are provisional only and subject to development during Technical Design stage.
4. The proposed MEPH works to these areas are considered to be fit-out installations and are not considered to impact on the Heritage aspects of the work areas of the building.
5. Power and data cabling will be run in the floor void or ceiling void terminating in flush wall outlets or flush floor outlet boxes.
6. Power will be provided to mechanical plant and other ancillary equipment.
7. Ancillary IT equipment such as Wi-Fi outlets will be provided, fixed to the ceiling.
8. Other ancillary electrical equipment may be required. Details to be confirmed.
9. All services installations will need to be supported from the existing structure and fixings will need to be made to the existing slab or steelwork to support interim support systems to support the services installation.
10. This is as per the pre-existing installation.



Legend

-  450mm wide cable tray for underfloor power cables feeding floor grommets. For floor grommet locations and circuiting refer to drawing 5228-SP-P1-04-DR-E-400.
-  450mm wide cable tray for underfloor comms cables
-  Existing distribution board
-  New distribution board



Rev	Date	Description	LB	MB
P1	06/03/2020	Listed Building Application		

Architect  
**HUTCHINSON & PARTNERS**

Client  
**LABTECH**

Project  
**Victoria House Phase 2**

Drawing Title  
**Electrical Services  
Containment  
Layout Low Level  
Ninth Floor**



Building Services Engineering | Sustainability | Acoustics  
Scriptor Court  
137 Farringdon Road  
London EC1R 3AD  
020 3544 5400  
www.scotchpartners.com

Issue	Date	Scale	Rev
Stage 3	Jan 20	@ A1	1:200
Drawn By	LB	Checked By	MB

Drawing No. **5228-SP-P2-09-DR-E-430** Rev **P0**