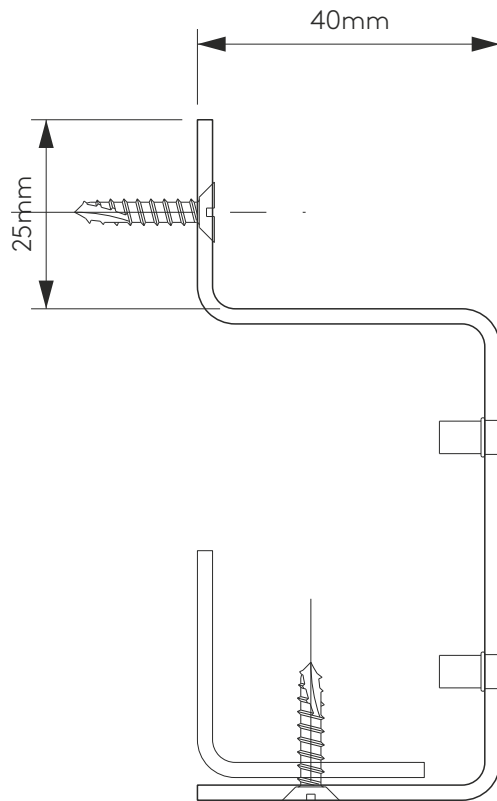


MERKUR
CASHINO

FASCIA ARTWORK

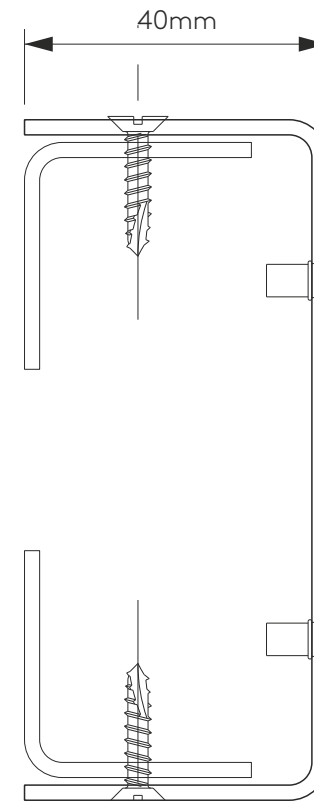
TYPICALLY ARTWORK TO BE ENLARGED TO FASCIA HEIGHT (EXCLUDING ANY UPSTANDS REQUIRED) WITH SIDES ADJUSTED TO SUIT LENGTH. IF FASCIA LENGTH IS SHORTER, THEN ARTWORK TO BE ENLARGED TO FASCIA LENGTH WITH HEIGHT ADJUSTED TO SUIT.

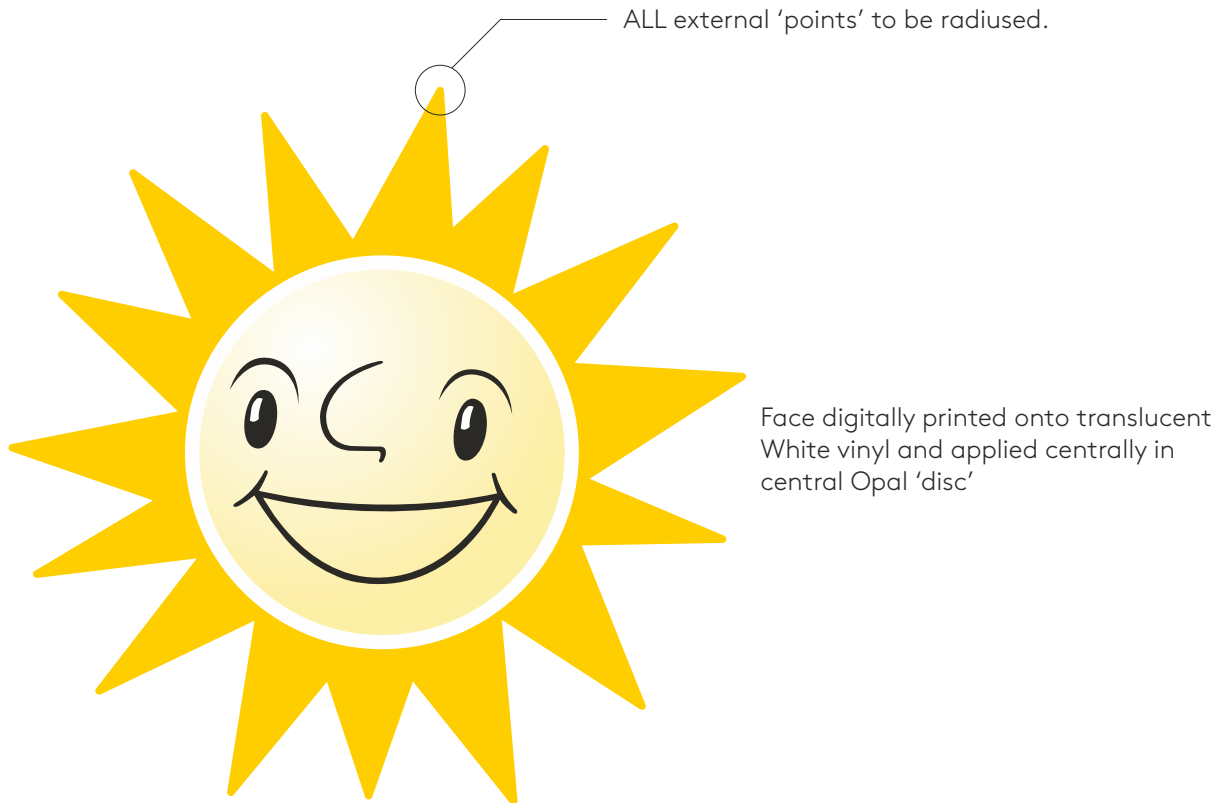


Back panelling to be folded 2mm aluminium stove enamelled satin Black RAL 9005 and to be pre-fitted with M4 riv-nuts for fixing of fascia graphics.

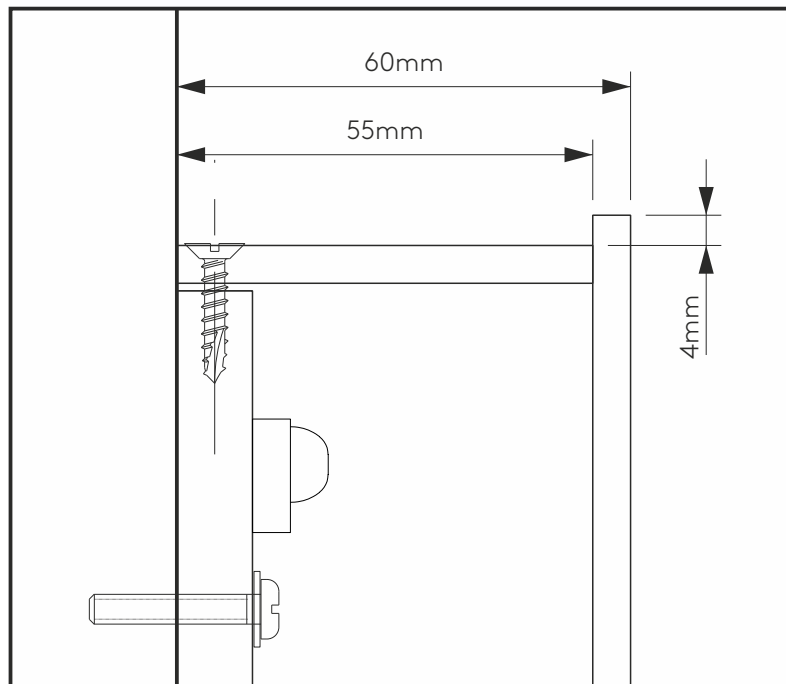
NOTE ~ ALL fascia returns to be 40mm for housing of all LucoLED drivers to rear of panelling.

ADDITIONAL NOTE ~ IF fascia has overhang, then panelling to have a folded upstand to allow access to fixings which are to always be countersunk and painted out to match.





Built up Yellow acrylic 'SUN' with inlaid Opal acrylic 'disc'



SPECIFICATION 1 - INTERNALLY ILLUMINATED

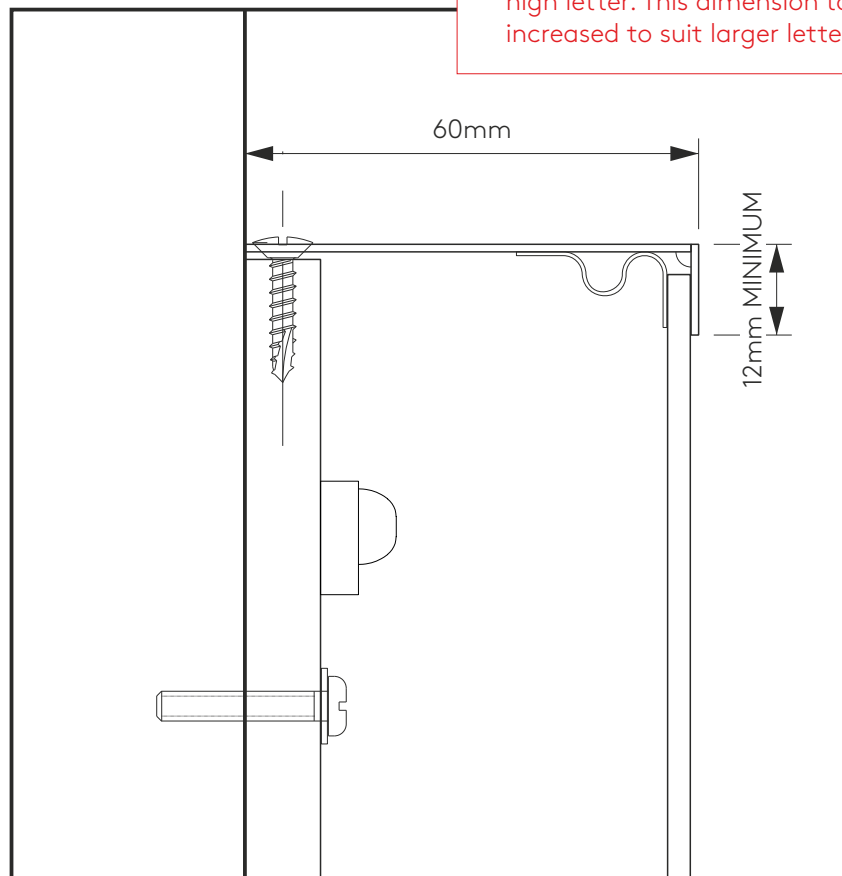
'SUN' logo to be built up 5mm Yellow 2252 acrylic with face inlaid with Opal 050 acrylic centre and c/w face applied digitally printed graphic to finish. Logo to have a full router cut foamex backtray pre-fitted with White 6500K LucoLED BL16 LED module illumination and installed flush with background.

Please note ~ all fixings used to be countersunk and paint out to match.
 Additional note ~ COMPLETE signage (Sun, "CASHINO", "MERKUR" and underline) to run off a single LucoLED driver with illumination not to exceed 375 candelas per m²

CASHINO

PLEASE NOTE ~

Minimum 12mm standard face trim on a 300mm high letter. This dimension to be proportionally increased to suit larger letter height.

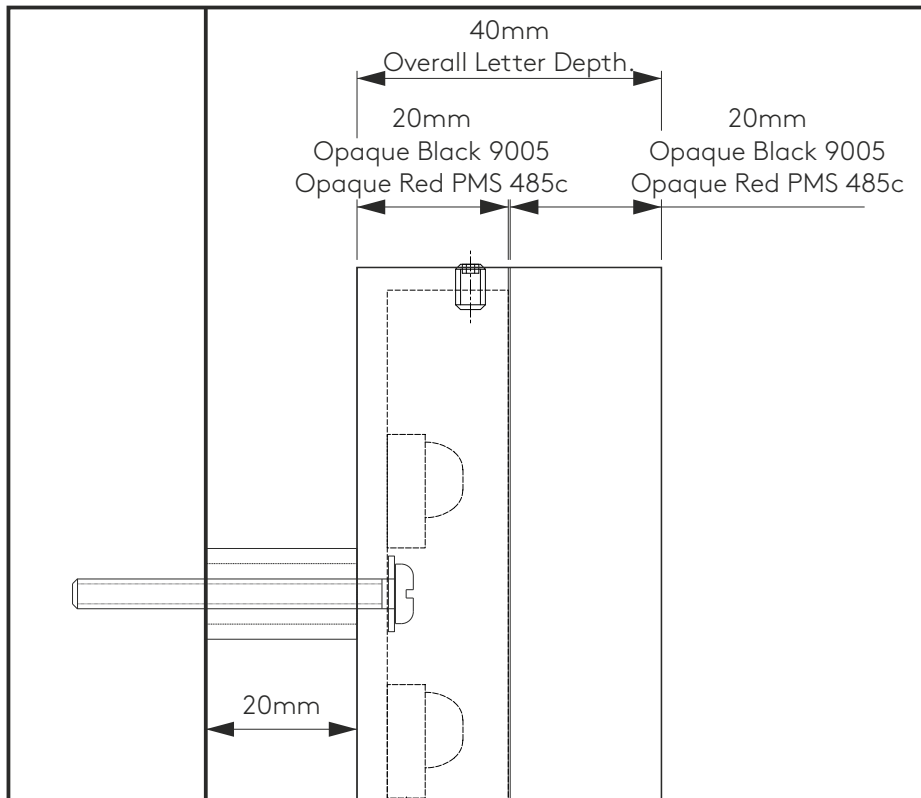


SPECIFICATION 1 - INTERNALLY ILLUMINATED

Text "CASHINO" text to be built up descaled stainless returns and removable face trim finished satin Black RAL 9005 and holding 5mm Yellow 2252 acrylic faces and to have full aluminium router cut backtrays pre-fitted with White 6500K LucoLED BL16 LED module illumination and installed flush with background.

Please note ~ all fixings used to be 'half dome' self tapping screws and paint out to match. Additional note ~ COMPLETE signage (Sun, "CASHINO", "MERKUR" and underline) to run off a single LucoLED driver with illumination not to exceed 375 candelas per m²

MERKUR




SPECIFICATION 4 - INTERNALLY ILLUMINATED small width strokes.

Text "MERKUR" to be individually router cut 30mm Opal 050 acrylic faces with 20mm Opal 050 acrylic backs pre-fitted with White 6500K LucoLED BL16 LED modules with backtrays returns sprayed Black RAL 9005 and installed with 20mm deep Black nylon tubular spacers.


'Underline' to be individually router cut 30mm Opal 050 acrylic faces with 20mm Opal 050 acrylic backs pre-fitted with White 6500K LucoLED BL16 LED modules with backtrays returns sprayed Red Pantone 485c and installed with 20mm deep Black nylon tubular spacers.

PROJECTING SIGN
INTERNALLY ILLUMINATED



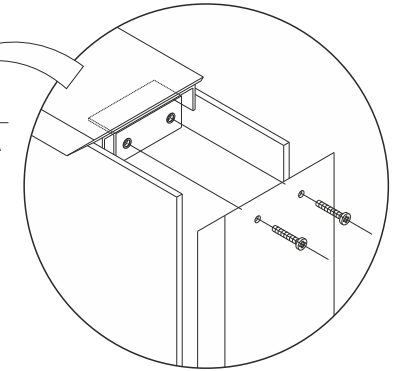

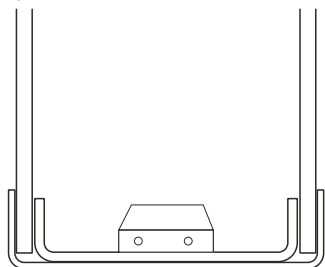
Illumination provided by White 6500K LucoLED EL36 modules positioned top and bottom of carcass, with LucoLED driver installed internally within carcass.

Sign not to exceed 375 candelas per m²



SECTION

Folded 2mm aluminium 'carcass' stove enamelled satin Black RAL 9005 with internal perimeter folded 3mm aluminium channel to create 'gap' for 5mm acrylic face panels to 'slide' into as shown.



Outer trim to be removable for access to acrylic panels. Inner carcass to have aluminium angles top and bottom with M4 riv-nut fixings for trim removal.

FIXING BRACKET DETAILS ~

100 x 50 x 5mm aluminium fixing plate c/w 4-OFF 10mm DiaØ at centres shown and 2-OFF 'arms' at centres shown of 76mm Sq. 3mm extruded aluminium box section, capped to outer edge and c/w 2-OFF M10 riv-nuts at centres shown for installation of projecting sign carcass.

Complete fixing bracket to be stove enamelled Satin Black RAL 9005 matching carcass.

FACE PANEL DETAILS ~

5mm Opal 050 acrylic panel to have a full FACE digitally printed graphic applied to face with Black background and detailed overprinted to make opaque to 'SUN' logo ONLY illuminates.