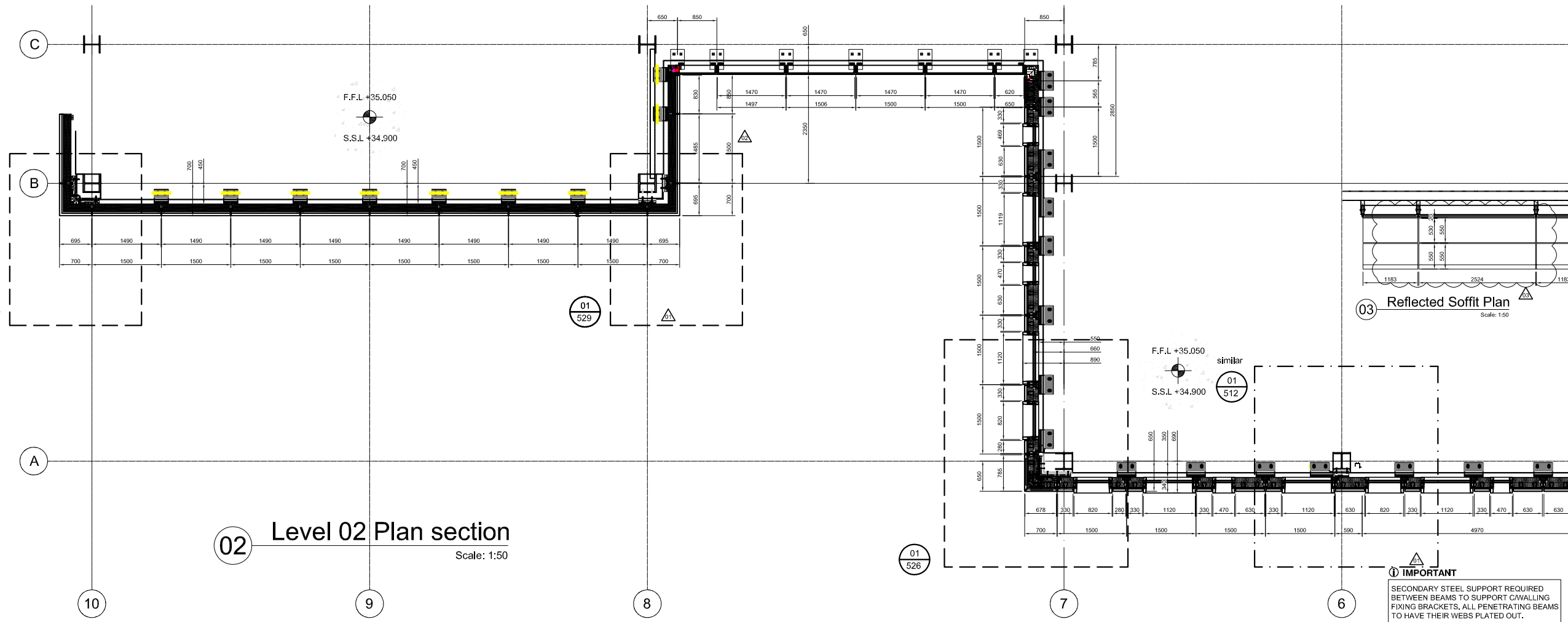
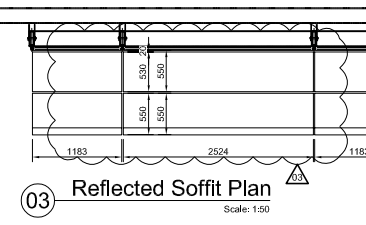


01 Level 01 Plan section
Scale: 1:50



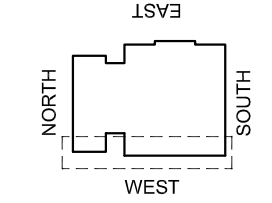
02 Level 02 Plan section
Scale: 1:50



03 Reflected Soffit Plan
Scale: 1:50

CDM Regulations

Hazards	Date Added	Date Mitigated	Risk Assessment Date
HEAVY GLASS - LOADS INDICATED	05/02/15		



KEY PLAN

DO NOT SCALE : IF IN DOUBT ASK!

THIS DRAWING REMAINS THE PROPERTY OF McMULLEN FACADES LTD AND SHOULD NOT BE COPIED NOR ITS CONTENTS DIVULGED WITHOUT PRIOR CONSENT

Signed:	SPatterson	Internal Quality Check
Date:	04-05-2018	

No.	Intd	Intd	Date	Description	Date
003	DR	GB	28/02/19	ALL COMMENTS RECEIVED - FOR CONSTRUCTION ISSUE	28/02/19
002	DR	GB	19/12/18	THIRD ISSUE	19/12/18
001	SP	SP	20/07/18	ALL COMMENTS RECEIVED	20/07/18
000	SP	SP	04-05-18	FIRST ISSUE	04-05-18

Contract:	KINGSCROSS S1
Architect:	MOSSISSIAN
Main Contractor:	BAM
Drawing:	WEST ELEVATION GND - 2ND FLOOR ELEVATIONS, SECTIONS, PLANS & DETAILS
Drawn By:	SPatterson
Date:	04/04/18
Scale:	NTS @ A1
MFL No.:	3135-405
DMS Code:	KXC-S1-001-Y-3135-21-405
Revision:	003

DRAWING ISSUED FOR:	STATUS OF PREVIOUS RETURN
CONSTRUCTION	A (B) C -

McMullen Facades Limited
66 Lurgan Road, Moira,
Craigavon, Co. Armagh BT67 0LX
Tel: +44 (0) 28 9261 9688
Fax: +44 (0) 28 9261 9711
Email: design@mcullenfacades.com

IMPORTANT
SECONDARY STEEL SUPPORT REQUIRED BETWEEN BEAMS TO SUPPORT CAWALLING FIXING BRACKETS. ALL PENETRATING BEAMS TO HAVE THEIR WEBS PLATED OUT.