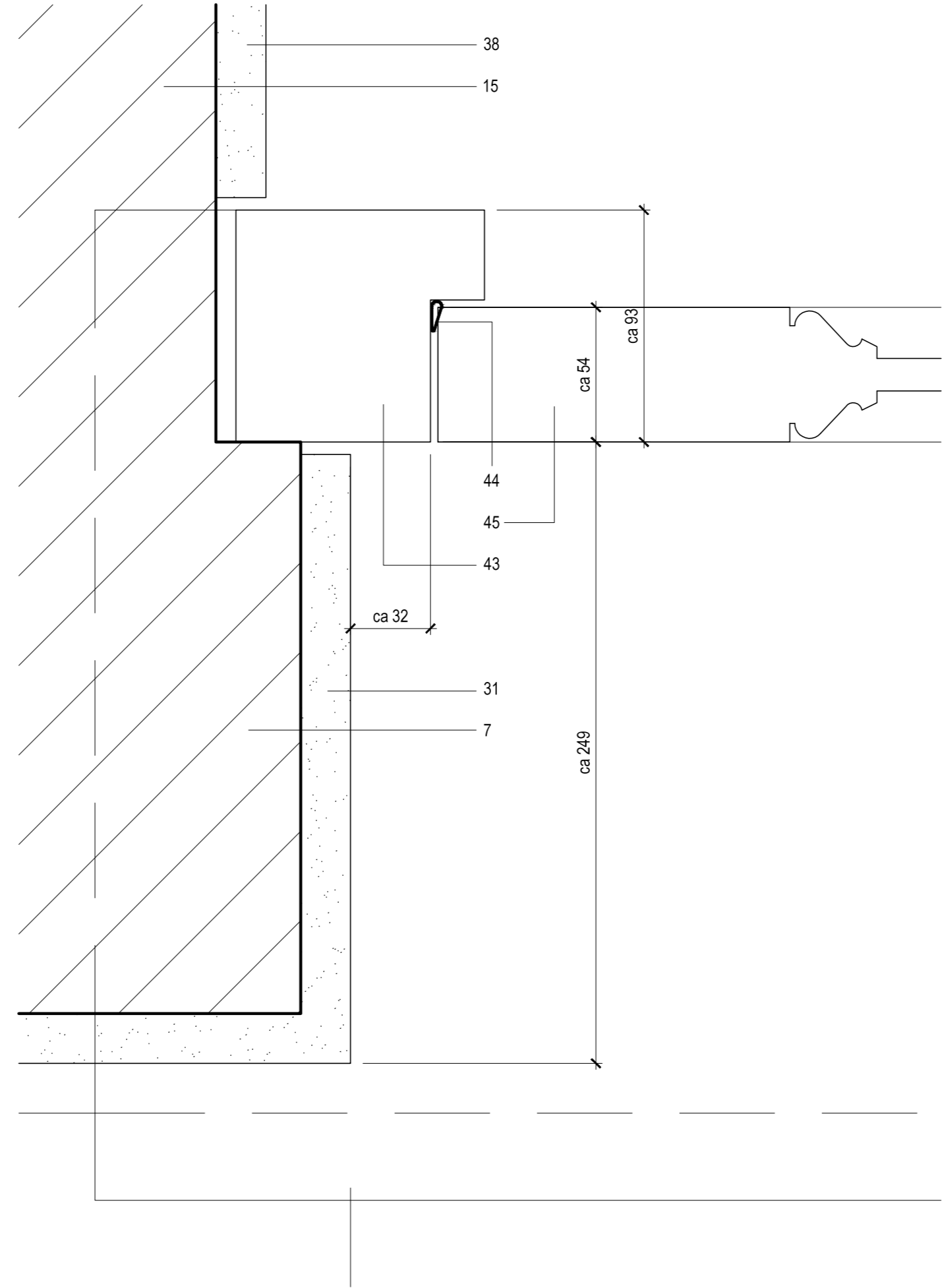
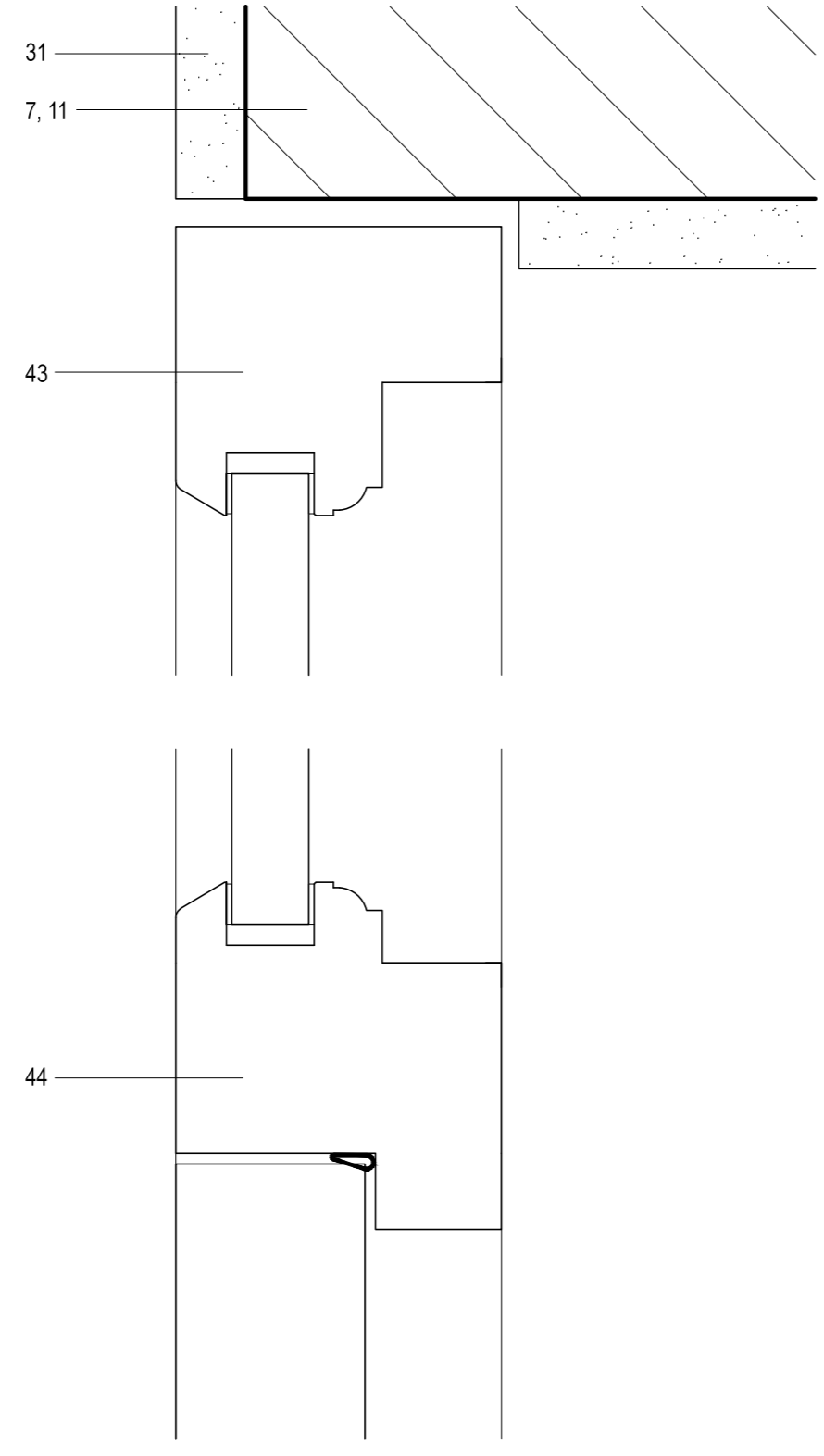
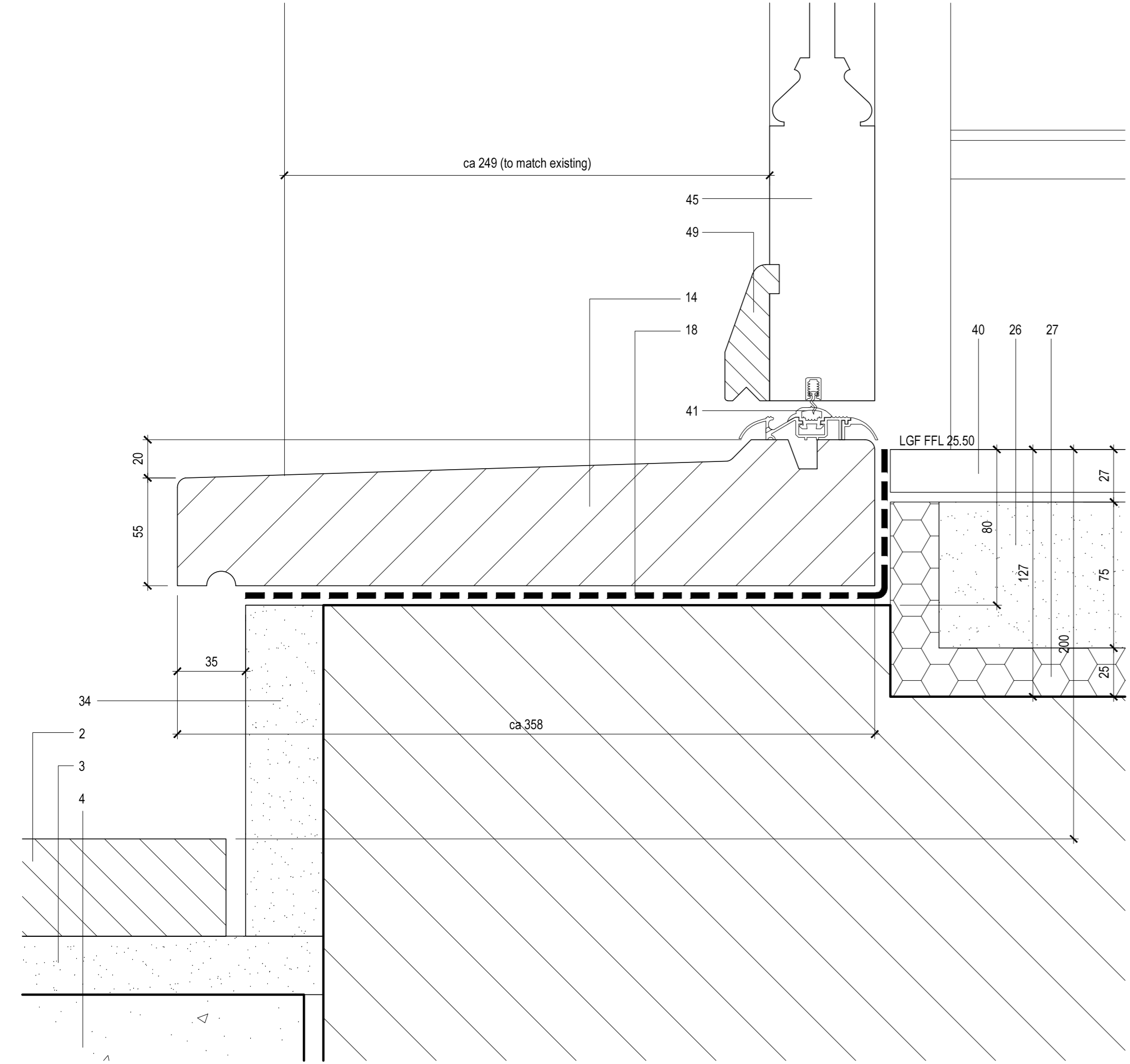


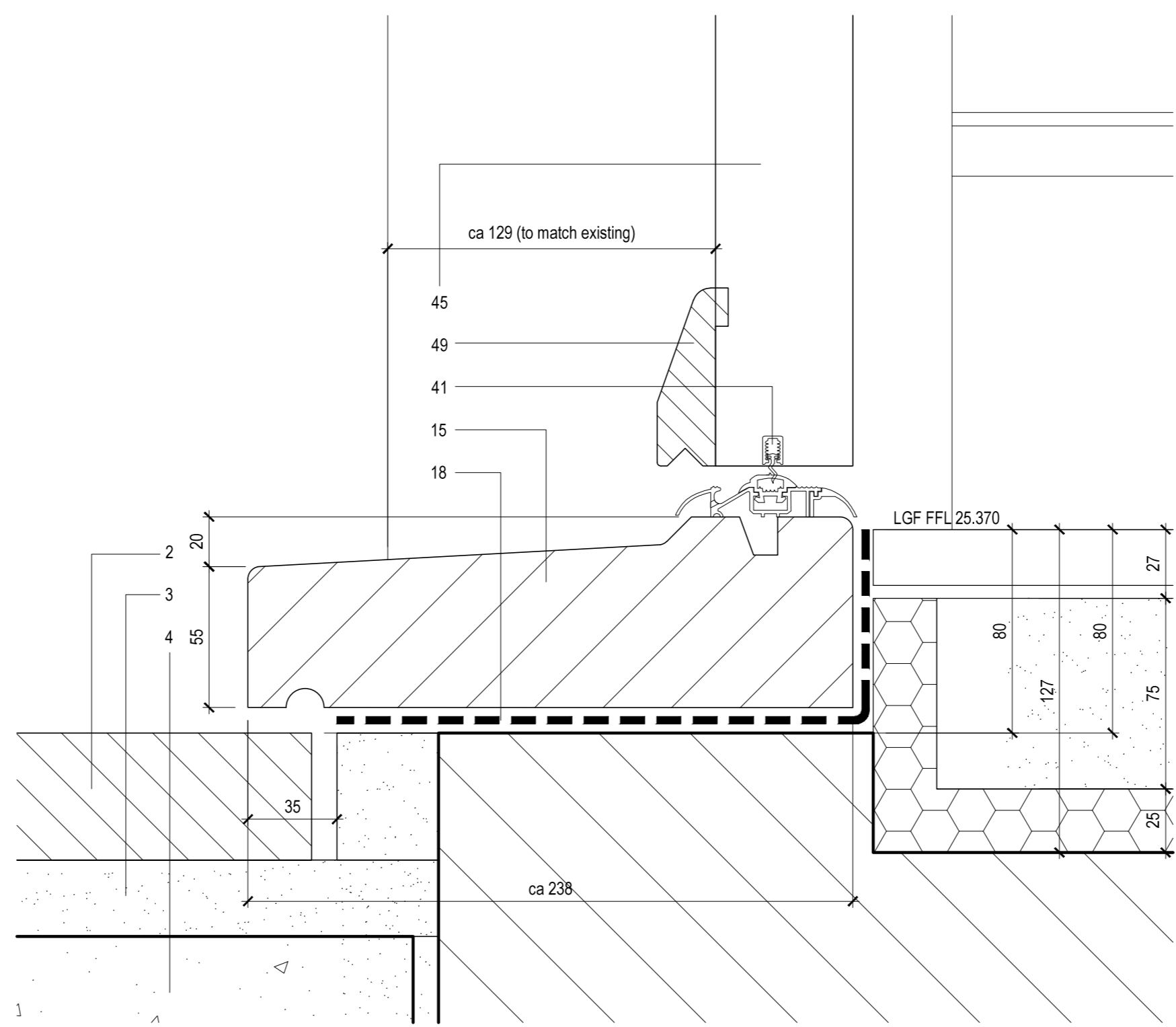
1. Pavement paving slabs
2. New natural stone paving. Spec. ref. Q25
3. Polymer mortar bedding. Spec. ref. Q25
4. New in-situ concrete ground slab. Refer SE dwgs
5. Compressible perimeter strip. 10mm min thk
6. Spare
7. Existing masonry
8. Spare
9. New masonry. Refer spec. F10
10. Spare
11. New precast concrete lintol. Refer SE dwgs
12. New natural stone steps. Polymer modified mortar bedding. Refer spec. Q25/312
13. Stainless steel cramps. Chemical fixing to ex. masonry
14. New natural stone stooped door cill. Refer spec. F30
15. As above inserted below ex. doorset. Refer spec. F30/272
16. Galv ms flat set in sealant
17. Liquid applied bituminous DPC. Refer spec. F30/311
18. Bitumen polymer DPC. Refer spec. F30
19. Spare
20. Existing timber floor joists
21. Treated timber framing/carcassing. Refer spec. G20
22. Gypsum wallboard. Spec. ref. K10
23. Lead sheet lining to gutter. Refer spec. H71
24. Treated timber board sarking
25. Insulated drylining. Refer spec. K10
26. New screed. Refer dwgs 14113_23_200-202
27. Rigid insulation
28. Spare
29. 2-part epoxy floor covering. Refer spec. M12
30. Spare
31. Existing external stucco
32. Existing internal plaster
33. New/repaired external stucco. Refer spec. M20
34. Stucco plinth around lightwell to match existing. Refer spec. M20
35. Stainless steel render stop bead. Refer spec. M20
36. Drainage lining system with lime based render. Refer spec. J40/291
37. Ventilation gap. Min 20mm
38. New internal lime plaster. Refer to spec. M20
39. Ex. floor boards retained
40. New floor finish. Refer dwgs 14113_23_200-202
41. Extruded aluminium threshold strip and morticed aluminium channel and neoprene blade draught strip. Refer spec. L20, M40
42. 3mm thk pressed stainless steel angle continuous across opening. Refer spec. M40
43. Existing door frame. Made good and redecorated. Refer spec. M60
44. New neoprene draughtproofing
45. Existing door leaf. Overhauled with new ironmongery and redecorated. Refer spec. M60 and door schedule 14113_31_900
46. Existing timber architrave/plaster stop. Redeclared as spec. M60
47. Existing overlight stripped of paint and primed and redecorated as spec. M60. Retain and clean existing glazing
48. Hardwood cillboard
49. New hardwood weatherbar morticed into ex. door leaves. Refer spec. L20 and door schedule 14113_31_900
50. New timber doorset incorporating bottom hung open-in top light. Refer spec. L20 and door schedule 14113_31_900
51. New timber louvred double door set. Paint finish. Refer spec. L20, M60 and door schedule 14113_31_900
52. New timber louvred fixed panel (to match double doors). Paint finish. Refer spec. L20, M60 and door schedule 14113_31_900
53. Timber louvre morticed into side stiles
54. Pressed ms threshold. Galv. Finish
55. New exterior grade solid core flush door leaf and hardwood frame
56. New hardwood cill
57. New timber ledged and braced vault doors. Paint finish. Refer spec. L20, M60 and door schedule 14113_31_900
58. MS fixing lug min. 3mm thk
59. Spare
60. New clear double glazing to ex. fanlight
61. New 'Slimline' double glazing. Max 12mm thk
62. Clear double glazing to meet specified security categorisation
63. Polysulphide sealant and backing rod. Spec. Ref. L20
64. Spare
65. New bridge across lightwell. Galv ms. Paint finish. Refer dwg 14113_34_400
66. New roof access platform and steps. Galv ms. Paint finish. Refer dwg 14113_34_400
67. Lead flashing/ gutter lining. Refer spec. H71



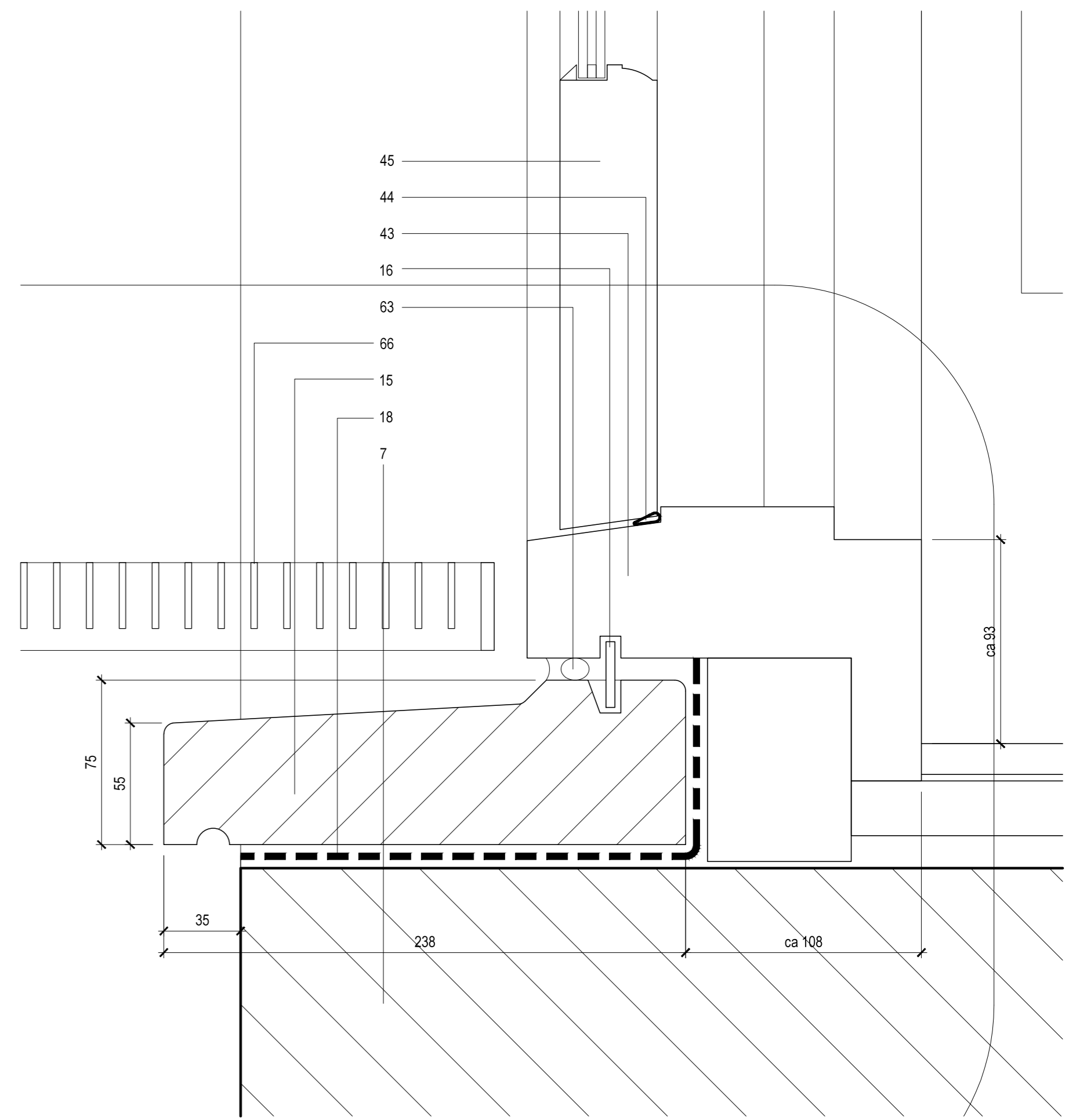
B Jamb Detail
C4A_306 Door type ED-03



A Head and Cill Details
C4A_306 Door type ED-03



C Cill Detail
C4A_306 Door type ED-04



D Head and Cill Details
C4A_306 Door type ED-06

NOTE:
UNLESS INDICATED, THIS DRAWING IS FOR INFORMATION ONLY.
DO NOT SCALE. USE FIGURED DIMENSIONS ONLY.
ALL DIMENSIONS TO BE CHECKED ON SITE.
IF IN DOUBT ASK

PLANNING

Drawing original size A1

REVISION:			NOTES:		
REV	DATE	NOTE	REV	DATE	NOTE
T1	25.11.16	Issued for Tender			

CLIENT:

Tamares

PROJECT NAME:
19 Fitzroy Square

DRAWING TITLE:
External Door Details - Sheet 2

SCALE:
1:2 @ A1

DATE:
FEB 2020

DRAWN:
PB

DRAWING:
14113_PL_C4A_306

REV:
-

ANDREW LETT ARCHITECTS
1 Eastfields Avenue, London SW18 1FQ
T. +44(0)20 7486 6464 F. +44(0)20 7486 6467
E. email@andrewlettarchitects.com