

Resurface existing parking area with dark grey granite sets.

Stainless steel slot drain to catch run-off from parking area; discharges into existing adjacent beds.

Raised bed

REDINGTON ROAD

PARKING

GARAGE

68 REDINGTON ROAD

OUTHOUSE

Boundary wall

66 REDINGTON ROAD

Align edges of paths parallel with house and finish with black victorian 'rope' effect edging.

Unpaved path to lower lawn

Unpaved path to lower lawn

Retain existing Portland stone steps.

Rockery slopes to lawn at rear

Rockery slopes to lawn at rear


Rockery slopes to lawn at rear

Steps to lower lawn.

Existing levels and falls to be retained; all surfaces to drain to surrounding lawns and planting beds.



Resurface existing paths with checkerboard mix of brown and black quarry tiles; bordered with black victorian 'rope' edging.



Make good concrete steps to rear lawn and finish in quarry tiles, to match existing.

64 REDINGTON ROAD

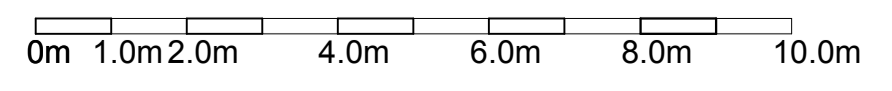
NOTES:
© t A Greig Limited- All rights described in Chapter IV of the Copyright, Designs and Patents Act 1988 have been asserted.

This drawing is to be read in conjunction with the specification and all relevant drawings.

Contractor to check all dimensions on site.

Do not scale from this drawing.

t A Greig Limited to be advised of any variation between the drawings and site conditions.



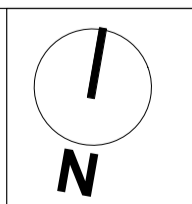
Rev	Date	Description
-	28.02.2020	Planning Application - External Works

Project Number
840

Client
TK Construction

Description
Site Plan

Location
The Wabe, 66 Redington Road, London, NW3 7RS



Key Plan

Drawing Title		
SITE PLAN - PROPOSED		
Drawn AB	Checked -	Approved -
Date 08.01.20	Scale 1:100@A1	Status Planning
Drawing Number 840_(PL)25	Revision -	

Architecture + Engineering

10 Edna Street
London
SW11 3DP

020 7228 6236
office@tagreig.co.uk
tagreig.co.uk