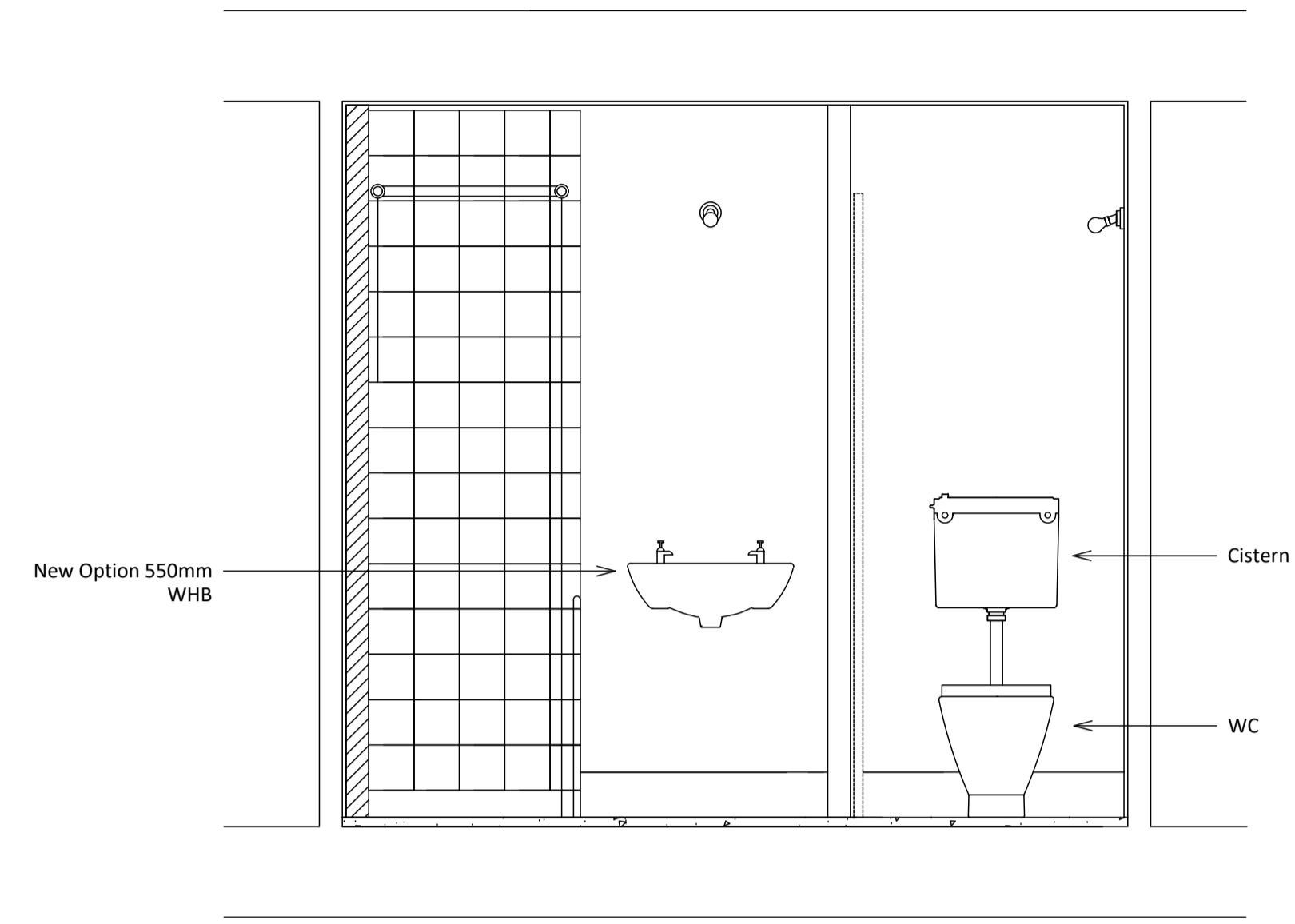
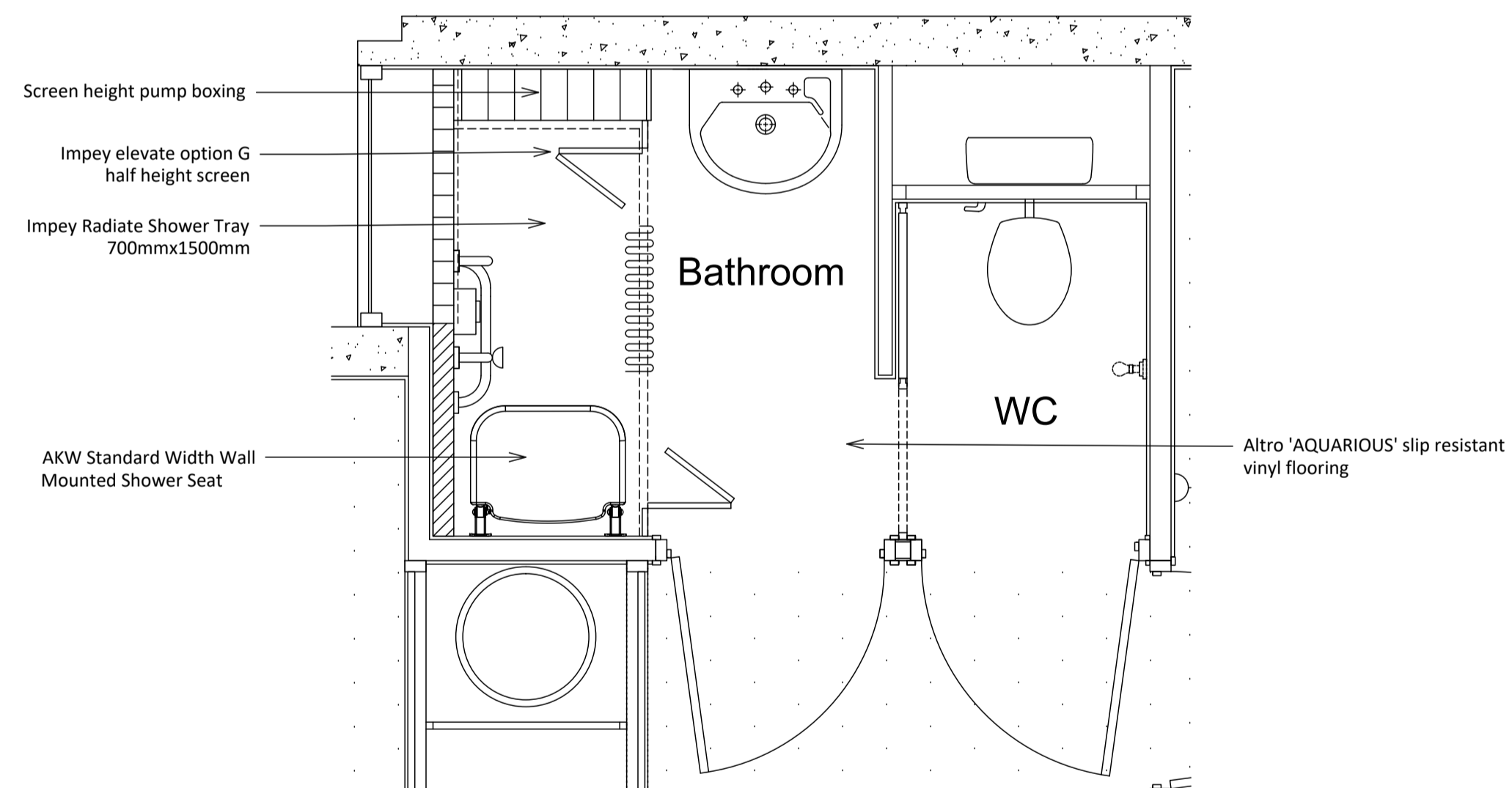


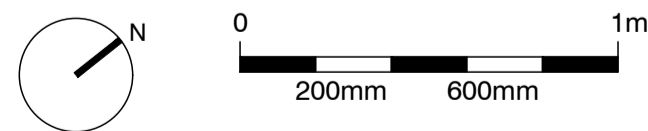
02 Section 02  
907 1:20



03 Section 03  
907 1:20



01 Bathroom Plan  
907 1:20



**standard notes**

1. Do not scale this drawing.
2. All dimensions must be checked on site and any discrepancies verified with the architect.
3. Unless shown otherwise, all dimensions are to structural surfaces.

**drawing notes**

1. Note that these drawings show typical dimensions whereas dwellings will vary - in particular, to suit the curvature of the railway line adjacent.
2. Services routes cannot be confirmed until full, invasive surveys are undertaken. Services are therefore shown indicatively.

**revisions**

- |    |            |                             |
|----|------------|-----------------------------|
| P1 | 13.02.2017 | Issue for Planning Approval |
|----|------------|-----------------------------|

# 114K Rowley Way ALEXANDRA RD. ESTATE

**date** February 2017  
**client** LB CAMDEN

**scale** 1:20@A1  
**drawing** Existing Bathroom

**drawn** AJ  
**checked** KS  
**drawing number** 2504\_RL\_907  
**rev** P2

**Levitt Bernstein**  
1 Kingsland Passage  
London  
E8 2BB

t: 020 7275 7676  
f: 020 7275 9348  
w: levittbernstein.co.uk  
e: post@levittbernstein.co.uk