© Architon LLP 2014

This drawing is the property of Architon LLP and must not be divulged to anyone, copied or reproduced, or used for marketing, advertising or promotional purposes without the express written permission of Architon LLP.

All dimensions are to be checked on site and not scaled from this drawing. Contractors must verify all dimensions on site before setting out, commencing work or preparing shop drawings. Any discrepancies on this drawing with other contract documentation to be reported immediately for clarification.

DRAWINGS ARE BASED ON INFORMATION PROVIDED BY UCL.

DRAWINGS TO BE READ IN CONJUNCTION WITH:

- ARCHITECTURAL SCHEDULES AND SPECIFICATIONS.
- STRUCTURAL DRAWINGS AND SPECIFICATIONS.
- M&E DRAWINGS AND SPECIFICATIONS.
- ACOUSTIC REPORTS.
- FIRE STRATEGY.

WORKS AREAS NOT SURVEYED.

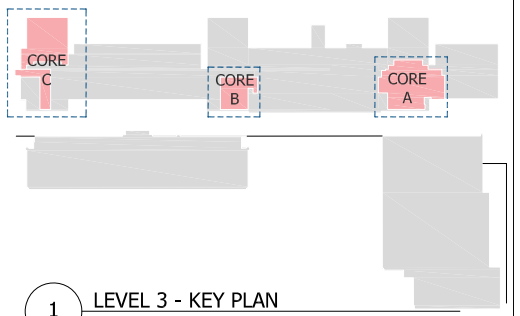

1 LEVEL 3 - KEY PLAN
FOR REFERENCE NTS

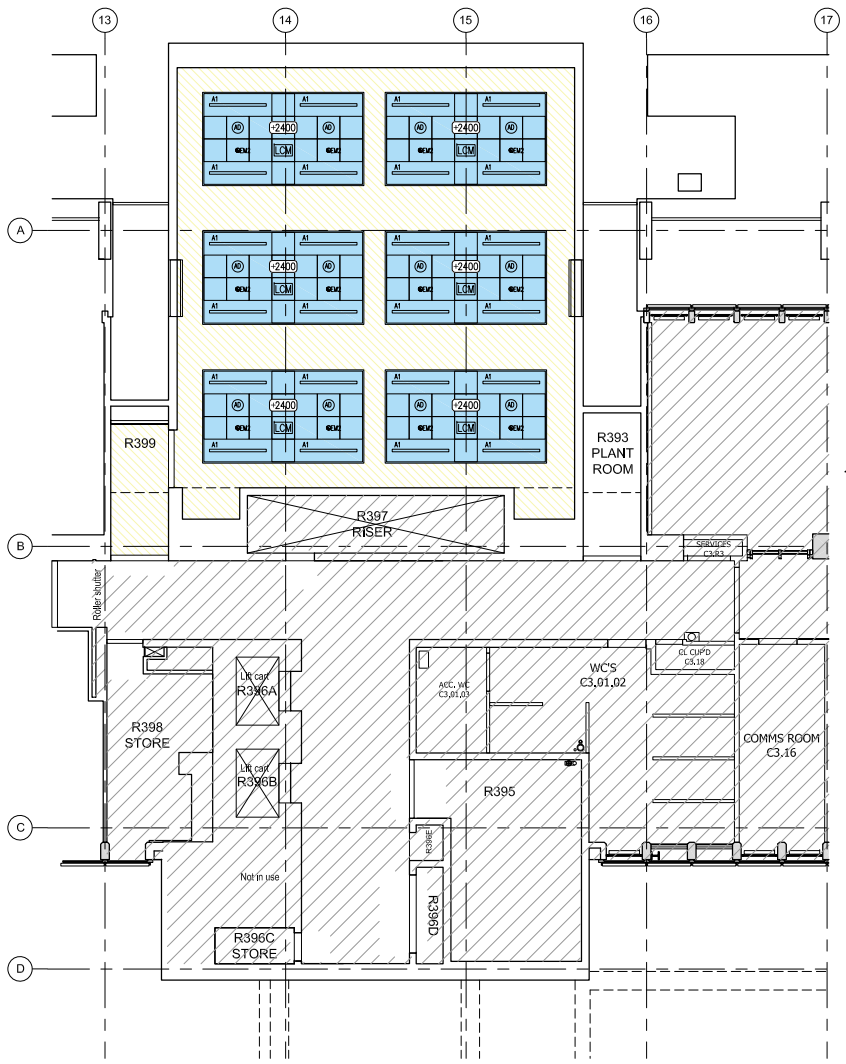

2 LEVEL 3 - CORE C
REFLECTED CEILING FINISHES 1:100

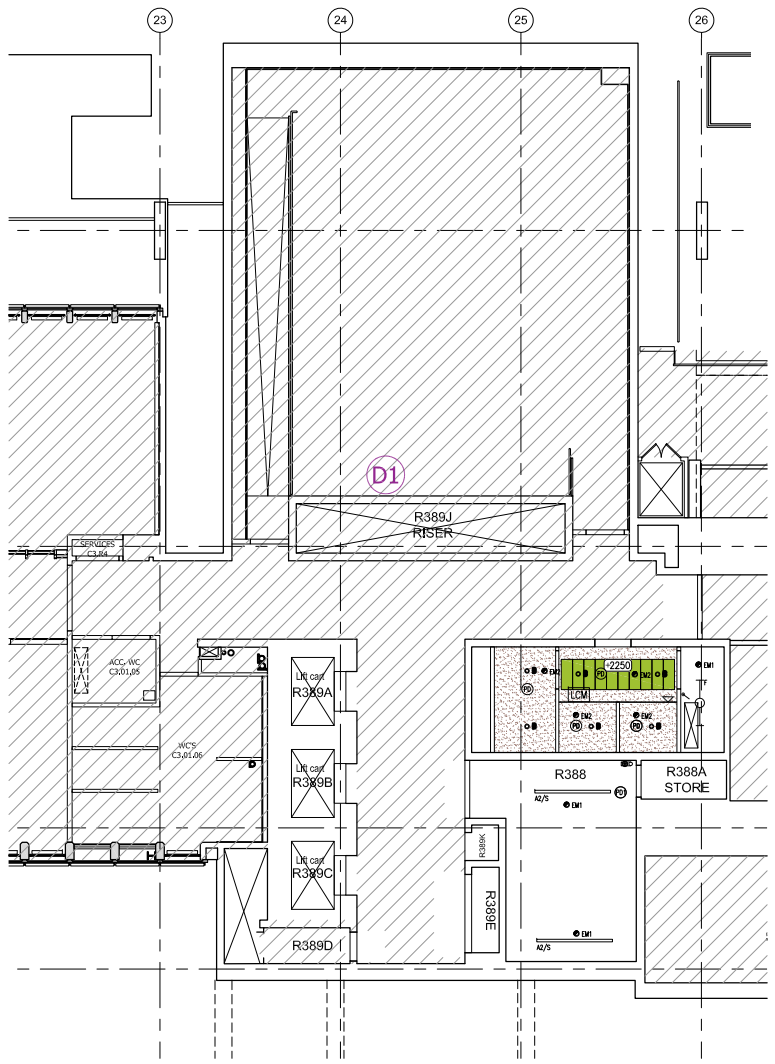

3 LEVEL 3 - CORE B
REFLECTED CEILING FINISHES 1:100

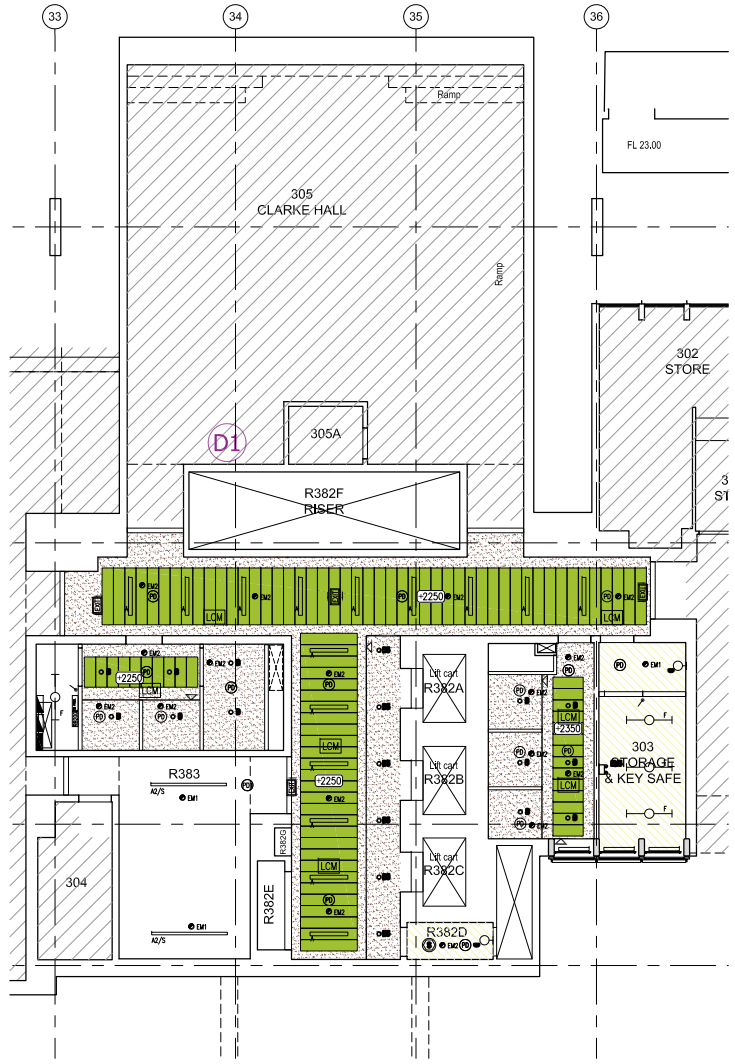

3 LEVEL 3 - CORE A
REFLECTED CEILING FINISHES 1:100

LEGEND

- AREA OUTSIDE SCOPE OF WORKS, EXCEPT FOR MAKING GOOD WHERE DISTURBED

NOTE: APPLY PAINT FINISH TO ALL EXPOSED INTERNAL SOFFITS, TO INCLUDE ABOVE ALL M&E SERVICES AND ACOUSTIC PANELS.

- PAINT FINISH TO EXPOSED SOFFITS, COLOUR - 'LINEN' TO MATCH PHASE 1
- PLASTERBOARD SUSPENDED CEILING SYSTEM, PAINT FINISH, COLOUR WHITE
- METAL SUSPENDED CEILING - PLANKS, COLOUR WHITE PPC
- ACOUSTIC RAFT WITH INTEGRATED SERVICES
- LINE / FACE OF BULKEAD / LOWERED SOFFIT
- DUST SEAL TO SOFFIT ONLY
- C1 CEILING TYPE
- +YYYY NOTIONAL CEILING HEIGHT
- D1 NEW RISER ACCESS DOOR - LOCATION TO BE CONFIRMED TO SUIT LOCATION OF NEW AND EXISTING SERVICES

NOTE:

FOR ALL CEILING FINISH REFERENCES REFER TO FINISHES SCHEDULE 3147-SCH04 AND NBS SPECIFICATIONS.

CONTRACTOR TO CHECK LIGHT SETTING OUT ON SITE TO CONFIRM ANY FURTHER WALL CLASHES PRIOR TO CONSTRUCTION.

REFER TO M&E CONSULTANT'S DRAWINGS AND SCHEDULES FOR ALL M&E LAYOUTS, SYMBOLS & LIGHTING REFERENCES. ALL LEVELS SHOWN NOMINAL AND TO BE CHECKED AGAINST EXISTING LEVELS ON SITE.

REFER TO COORDINATED REFLECTED CEILING PLAN FOR SETTING-OUT OF ALL CEILING-LEVEL ARCHITECTURAL, MECHANICAL, ELECTRICAL AND AV ITEMS.

NOTES

1. ALL DRAWINGS SHALL BE READ IN CONJUNCTION WITH LONG & PARTNER'S DRAWINGS, SCHEDULES & SPECIFICATION.
2. FOR DETAILS, ELEVATIONS & EXACT SETTING OUT OF WALL MOUNTED ACCESSORIES, REFER TO THE ARCHITECTS DRAWINGS.
3. THE ELECTRICAL SERVICES WORKS SHALL BE CARRIED OUT IN ACCORDANCE WITH THE LONG & PARTNER'S SPECIFICATION.

LEGEND

A	1000mm LINEAR RECESSED LED LUMINAIRE
A1	1500mm LINEAR RECESSED LED LUMINAIRE
A1/S	1500mm SUSPENDED LINEAR LED LUMINAIRE
A2	LINEAR SURFACE MOUNTED LED LUMINAIRE
B	RECESSED CIRCULAR LED DOWNLIGHT
B1	RECESSED CIRCULAR LED DOWNLIGHT
B2	RECESSED CIRCULAR LED DOWNLIGHT
B3	RECESSED CIRCULAR LED DOWNLIGHT
C	RECESSED CIRCULAR LED DOWNLIGHT
D	IP65 RATED WALL MOUNTED LUMINAIRE
EM1	SURFACE MOUNTED NON MAINTAINED EMERGENCY DOWNLIGHT
EM2	RECESSED CIRCULAR NON MAINTAINED EMERGENCY DOWNLIGHT
EM3	WALL MOUNTED NON MAINTAINED TWIN SPOTLIGHT EMERGENCY LUMINAIRE
EXIT	MAINTAINED ILLUMINATED LED EMERGENCY EXIT SIGN C/W RUNNING MAN PICTOGRAM
F	IP65 RATED SURFACE MOUNTED LINEAR LED LUMINAIRE
H	PENDANT LUMINAIRE
L1	LINEAR RECESSED LED LUMINAIRE
EX1	IP65 EXTERNAL WALL MOUNTED LUMINAIRE
EX2	IP65 EXTERNAL WALL MOUNTED LUMINAIRE
AD	ABSENCE DETECTOR
PD	RECESSED MOUNTED PRESENCE DETECTOR
PD	SURFACE MOUNTED PRESENCE DETECTOR
DD	COMBINED DAYLIGHT SENSOR/PRESENCE DETECTOR
MD	WALL MOUNTED MICROWAVE PRESENCE DETECTOR
LCM	PLUGGABLE DALI LIGHTING CONTROL MODULE
HRM	HARDWIRED DALI LIGHTING CONTROL MODULE
	LIGHT SWITCH
	RETRACTABLE LIGHT SWITCH ('X' DENOTES NO. OF GANGS)
'CV'	DENOTES ITEM LOCATED WITHIN CEILING VOID
'WP'	DENOTES WEATHERPROOF ITEMS

1:100 0 1 2 3 4 5m

PLANNING ISSUE

Rev	Description	Date
C	CORRECTION OF DRAFTING ERRORS	21.02.2020
B	MINOR AMENDMENTS TO SUIT COMMENTS	18.12.2019
A	APPLICATION FOR LISTED CONSENT	17.12.2019

Client
overbury

Job title
University College London
Institute of Education
Phase 2
20 Bedford Way, WC1H 0AL

Drawing title
Level 3
Proposed Ceiling Finishes

Scale	Date	Drawn
1:100 @ A1	Dec 19	CM

ARCHITON LLP
CHARTERED ARCHITECTS . DESIGN . PLANNING CONSULTANTS . DEVELOPMENT . BUILDING COST MANAGEMENT
REGENCY HOUSE
17 WEST STREET
EPSOM KT18 7RL
TEL:01372 745600
FAX:01372 745016
Email:info@architon.com

Drawing No
3147-P1-2304 C

ARCHITON LLP certified to:
BS EN ISO 9001
BS EN ISO 14001
IIP Accreditation